

S25H RELAY

SHORI

◆ Features

- 30A general purpose power relay
- SPDT and DPDT contact configurations
- DC and AC coil
- Socket and PCB terminal available

◆ Coil Data (DC)

Rated voltage (V)	Coil Resistance ±10% at 25 °C (Ω)	Rated Current ±10% (mA)	Pick up Voltage (Max)	Drop out Voltage (Min)	Max continuous Voltage	Power consumption At rated Voltage
6	29.5	188	95% of rated voltage	10% of rated voltage	110% Max of Rated voltage	Approx.1.2W
12	120	100				
24	472	51				
48	1800	27				
110	10000	11				
125	10000	12.5				

◆ Coil Data (AC)

Rated voltage (V)	Coil Resistance ±10% at 25 °C (Ω)	Pick up Voltage (Max)	Drop out Voltage (Min)	Max continuous Voltage	Power consumption At rated Voltage
6	4.43	85% of rated voltage	30% of rated voltage	110% Max of Rated voltage	Approx.3.0VA
12	17.7				
24	72				
120	1630				
230	6600				
240	7200				
277	9000				

◆ Contact Rating

Resistive load	30A/250VAC, 20A/28VDC
----------------	-----------------------

S25H RELAY

SHORI

◆ Ordering information

S25H - 12VDC -2CS- F

1 2 3 4 5

1. S25H -- Basic series designation
2. 12VDC -- Coil Voltage
3. 1A -- Single pole normally open
 1B -- Single pole normally closed
 1C -- Single pole double throw
 2A -- Double pole normally open
 2B -- Double pole normally closed
 2C -- Double pole double throw
4. S -- Quick connect terminals
 P -- PCB terminals
5. Blank --Standard type
 F -- Class F

◆ Specification

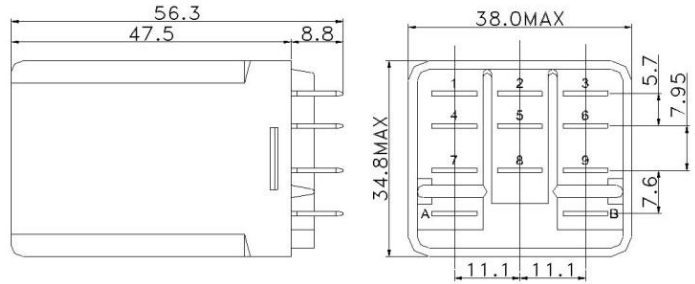
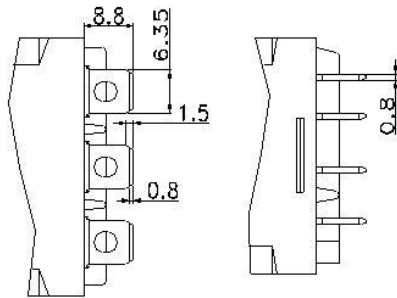
Contact material	Ag Alloy	
Contact resistance	100 m Ω Max	
Operate time	25 ms Max	
Release time	20 ms Max	
Insulation resistance	100 M Ω Min. (DC 500V)	
Dielectric strength	Between open contact : AC1500V ,50/60Hz 1 min.	
	Between contact and coil : AC 3000V, 50/60Hz 1 min.	
	Between contact circuits : AC 3000V, 50/60Hz 1 min	
Vibration resistance	Operating extremes	10~50Hz, amplitude 1.5 mm
	Damage limits	10~50Hz, amplitude 1.5 mm
Shock resistance	Operating extremes	10G
	Damage limits	100G
Life expectancy	Mechanical	10,000,000 operations (frequency 18,000 operations/hr)
	Electrical	NO:50,000 operations; NC:10,000 operations (frequency 360 operations/hr)
Operating ambient temperature	-30~+55 $^{\circ}$ C (no freezing)	

S25H RELAY

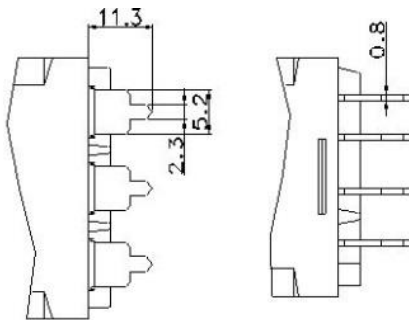
SHORT

◆ Outline Dimension

S25H(S)



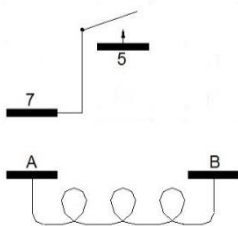
S25H(P)



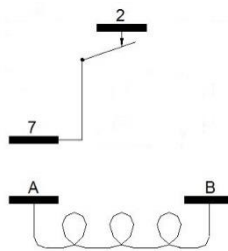
◆ Wiring Diagram

BOTTOM VIEW

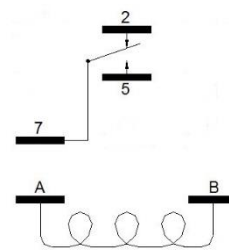
1A



1B



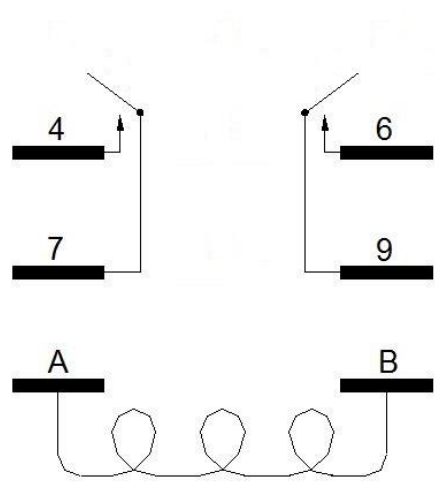
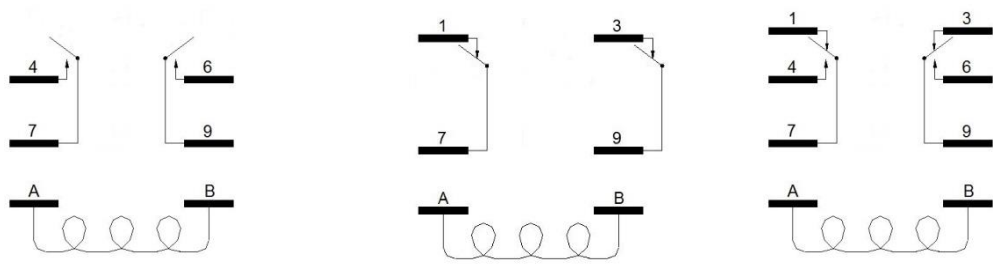
1C



2A

2B

2C



X-ON Electronics

Largest Supplier of Electrical and Electronic Components

Click to view similar products for [General Purpose Relays](#) category:

Click to view products by [Shori](#) manufacturer:

Other Similar products are found below :

[PCN-105D3MH,000](#) [59641F200](#) [5JO-1000CD-SIL](#) [5X827E](#) [5X837F](#) [5X840F](#) [5X842F](#) [5X848E](#) [LY2N-AC120](#) [LY2-US-AC120](#) [M115C60](#)
[M115N010](#) [M115N0150](#) [603-12D](#) [60HE1-5DC](#) [60HE2S-12DC](#) [61211TOB4](#) [61212T400](#) [61222Q400](#) [61243B600](#) [61243C500](#) [61243Q400](#)
[61311BOA2](#) [61311BOA6](#) [61311BOA8](#) [61311C0A2](#) [61311COA1](#) [61311COA6](#) [61311F0A2](#) [61311QOA1](#) [61311QOA4](#) [61311T0D6](#)
[61311TOA6](#) [61311TOA7](#) [61311TOB3](#) [61311TOB4](#) [61311U0A6](#) [61312Q600](#) [61312T400](#) [61312T600](#) [61313U200](#) [61313U400](#) [61322T400](#)
[61332C400](#) [61343C200](#) [61343C600](#) [61343Q200](#) [61343T100](#) [61343T200](#) [61343T400](#)