

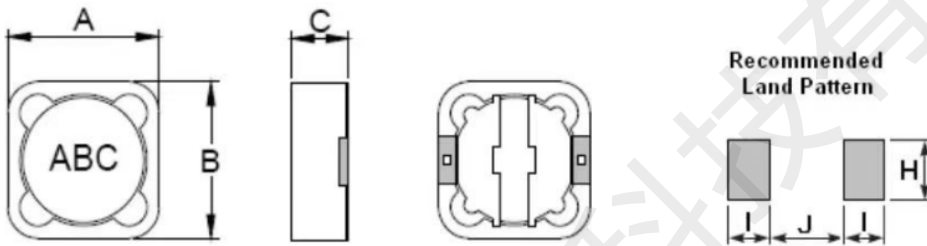
### 1.Features

- ①. High performance (Isat) realize by metal dust core.
- ②. Low profile: Thickness max.2.0~5. 0mm.
- ③. Low loss and low resistance.
- ④. Capable of corresponding high frequency 1MHz~5MHz.
- ⑤ Ultra low buzz noise, due to composite construction.
- ⑥. The products contain no lead and also support lead-free soldering.

### 2.Applications area

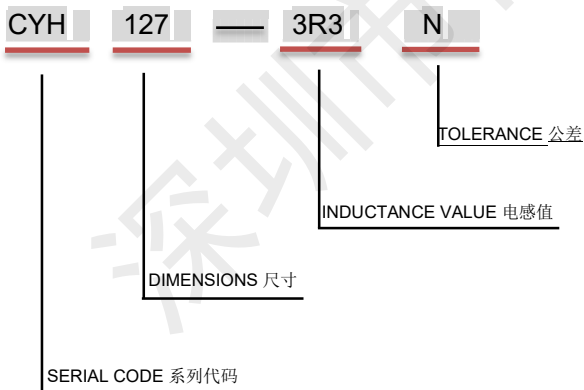
Ideally used in NB/Desktop/server/Graphic card, LCD TV/Projector, etc as DC-DC Converter.

### 3. Externl Dimensions (unit: mm)



UNIT: mm  
 A:12.5(Max)  
 B:12.5(Max)  
 C:8.0(Max)  
 I:2.2  
 J:7.4  
 H:4.9

### 4. Product Code



| Code 代码 | Tolerance 公差 |
|---------|--------------|
| J       | ±5%          |
| K       | ±10%         |
| L       | ±15%         |
| M       | ±20%         |
| P       | ±25%         |
| N       | ±30%         |

- 电感值Inductance Value  
(1R0:1.0uH; 100: 10uH; 101:100uH)



深圳市首韩科技有限公司

SHENZHEN SHOUHAN TECHNOLOGY CO., LTD

Tel: 0755-27597601 Fax: 0755-27597491

# 承 认 书

## SPECIFICATION FOR APPROVAL

商品编码 Part Code: C7431090

产品名称 Project: 贴片电感

规格型号 Part No: CYH127-3.3UH

### 贵公司承认印 Approval signatures

| 料号/Part No. | 签章/Signatures |
|-------------|---------------|
|             |               |

日期 Date:

|             |     |  |
|-------------|-----|--|
| 拟制/Drawn    | 李春风 |  |
| 审核/Check    | 钟华华 |  |
| 批准/Approved | 罗孝金 |  |

## 5. Electrical Characteristics

| PART No.    | NOMINAL<br>INDUCTANCE<br>( $\mu$ H) | Test Freq. (kHz/v) | DCR<br>( $\Omega$ )MAX | IDC<br>(A)MAX |
|-------------|-------------------------------------|--------------------|------------------------|---------------|
| CYH127-1R0N | 1.0                                 | 100/0.25           | 6.50m                  | 10.40         |
| CYH127-1R5N | 1.5                                 | 100/0.25           | 8.50m                  | 9.20          |
| CYH127-2R2N | 2.2                                 | 100/0.25           | 11.00m                 | 8.40          |
| CYH127-2R7N | 2.7                                 | 100/0.25           | 12.20m                 | 7.80          |
| CYH127-3R3N | 3.3                                 | 100/0.25           | 13.00m                 | 7.60          |
| CYH127-3R9N | 3.9                                 | 100/0.25           | 14.00m                 | 7.20          |
| CYH127-4R7N | 4.7                                 | 100/0.25           | 15.80m                 | 6.80          |
| CYH127-5R6N | 5.6                                 | 100/0.25           | 16.70m                 | 6.70          |
| CYH127-6R8N | 6.8                                 | 100/0.25           | 18.40m                 | 6.50          |
| CYH127-7R6N | 7.6                                 | 100/0.25           | 20.00m                 | 5.90          |
| CYH127-100M | 10                                  | 100/0.25           | 23.40m                 | 5.40          |
| CYH127-120M | 12                                  | 100/0.25           | 26.00m                 | 4.90          |
| CYH127-150M | 15                                  | 100/0.25           | 28.60m                 | 4.50          |
| CYH127-180M | 18                                  | 100/0.25           | 39.20m                 | 3.90          |
| CYH127-220M | 22                                  | 100/0.25           | 43.20m                 | 3.60          |
| CYH127-270M | 27                                  | 100/0.25           | 51.09m                 | 3.30          |
| CYH127-330M | 33                                  | 100/0.25           | 64.80m                 | 3.00          |
| CYH127-390M | 39                                  | 100/0.25           | 72.90m                 | 2.75          |
| CYH127-470M | 47                                  | 100/0.25           | 100.00m                | 2.50          |
| CYH127-560M | 56                                  | 100/0.25           | 110.00m                | 2.35          |
| CYH127-680M | 68                                  | 100/0.25           | 140.00m                | 2.10          |
| CYH127-820M | 82                                  | 100/0.25           | 160.00m                | 1.95          |
| CYH127-101M | 100                                 | 100/0.25           | 220.00m                | 1.70          |
| CYH127-121M | 120                                 | 100/0.25           | 250.00m                | 1.60          |
| CYH127-151M | 150                                 | 100/0.25           | 280.00m                | 1.42          |
| CYH127-181M | 180                                 | 100/0.25           | 290.00m                | 1.30          |
| CYH127-221M | 220                                 | 100/0.25           | 299.00m                | 1.16          |
| CYH127-271M | 270                                 | 100/0.25           | 403.00m                | 1.06          |
| CYH127-331M | 330                                 | 100/0.25           | 455.00m                | 950m          |
| CYH127-391M | 390                                 | 100/0.25           | 494.00m                | 880m          |
| CYH127-471M | 470                                 | 100/0.25           | 689.00m                | 790m          |
| CYH127-561M | 560                                 | 100/0.25           | 793.00m                | 730m          |

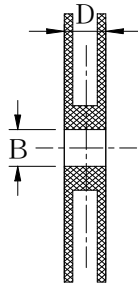
• Notes

1. All test data is referenced to 25 °C ambient

2. Operating temperature range - 55 °C to + 125 °C
3. Irms (A):DC current (A) that will cause an approximate  $\Delta T$  of 40 °C(reference ambient temperature is 25 °C)
4. Isat(A):DC current (A) that will cause L0 to drop approximately 30 %
5. The part temperature (ambient + temp rise) should not exceed 125 °C under worst case operating conditions.  
Circuit design, component placement, PWB trace size and thickness, airflow and other cooling provisions all affect the part temperature. Part temperature should be verified in the end application.
6. Absolute maximum voltage 30VDC

## 6. Minimum Packaging and storage

### • 包装 Packing

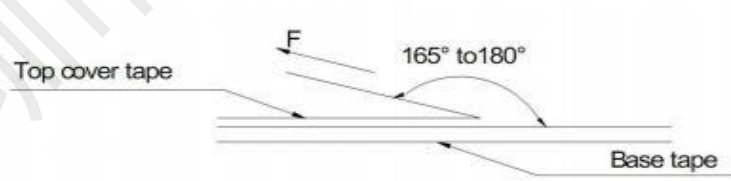


| 规格<br>尺寸 | 13"                | 7"                 |
|----------|--------------------|--------------------|
| A        | $\Phi 330 \pm 2.0$ | $\Phi 178 \pm 2.0$ |
| B        | $\Phi 90 \pm 2.0$  |                    |
| C        | 2.3                |                    |
| D        | 21.5               | 500/盘              |

### • Tape Carrier Packaging:

| Type   | Standard Quantity<br>(pcs/reel) | Type   | Standard Quantity<br>(pcs/reel) |
|--------|---------------------------------|--------|---------------------------------|
| CYH73  | <b>1000</b>                     | CYH127 | <b>500</b>                      |
| CYH74  | <b>1000</b>                     | CYH129 | <b>500</b>                      |
| CYH125 | <b>500</b>                      |        |                                 |
|        |                                 |        |                                 |
|        |                                 |        |                                 |

### • Tearing Off Force



The force for tearing off cover tape is 15 to 60 grams in the arrow direction under the following conditions

| Room Temp. ( | Room Humidity (%) | Room atm (hPa) | Tearing Speed mm/min |
|--------------|-------------------|----------------|----------------------|
| 5~35         | 45~85             | 860~1060       | 300                  |

### • Application Notice

Storage Conditions To maintain the solderability of terminal electrodes:

1. Temperature and humidity conditions: Less than 30°C and 70% RH.
2. Recommended products should be used within 6 months from the time of delivery.
3. The packaging material should be kept where no chlorine or sulfur exists in the air.

Transportation

1. Products should be handled with care to avoid damage or contamination from perspiration and skin oils.
2. The use of tweezers or vacuum pick up is strongly recommended for individual components. Bulk handling should ensure that abrasion and mechanical shock are minimized.

## X-ON Electronics

Largest Supplier of Electrical and Electronic Components

*Click to view similar products for [Fixed Inductors](#) category:*

*Click to view products by [SHOU](#) manufacturer:*

Other Similar products are found below :

[CR32NP-100KC](#) [CR54NP-470LC](#) [70F224AI](#) [MGDQ4-00004-P](#) [MHQ1005P10NJ](#) [MHQ1005P1N0S](#) [MHQ1005P2N4S](#) [MHQ1005P3N6S](#)  
[MHQ1005P5N1S](#) [MHQ1005P8N2J](#) [PE-53601NL](#) [PE-53602NL](#) [PG0936.113NLT](#) [9220-20](#) [9310-16](#) [PM06-2N7](#) [PM06-39NJ](#) [A01TK](#)  
[1206CS-471XJ](#) [HC2-R47-R](#) [HC8-1R2-R](#) [HCF1305-3R3-R](#) [1206CS-151XG](#) [RCH664NP-140L](#) [RCH664NP-4R7M](#) [RCP1317NP-391L](#)  
[RCR110DNP-331L](#) [DH2280-4R7M](#) [DS1608C-106](#) [B10TJ](#) [B82498B3101J000](#) [ELJ-RE27NJF2](#) [1812CS-153XJ](#) [1812CS-183XJ](#) [1812CS-](#)  
[223XJ](#) [1812LS-104XJ](#) [1812LS-105XJ](#) [1812LS-124XJ](#) [1812LS-154XJ](#) [1812LS-223XJ](#) [1812LS-224XJ](#) [1812LS-563XJ](#) [1812LS-683XJ](#)  
[1812LS-824XJ](#) [NIN-FB101JTR110F](#) [NIN-FB471JTR62F](#) [NIN-FC1R5JTR220F](#) [NIN-HCR15JTRF](#) [NIN-HCR33JTRF](#) [NIN-HDR22JTRF](#)