



Single Phase 6.0Amp Glass passivated Bridge Rectifiers

GBU

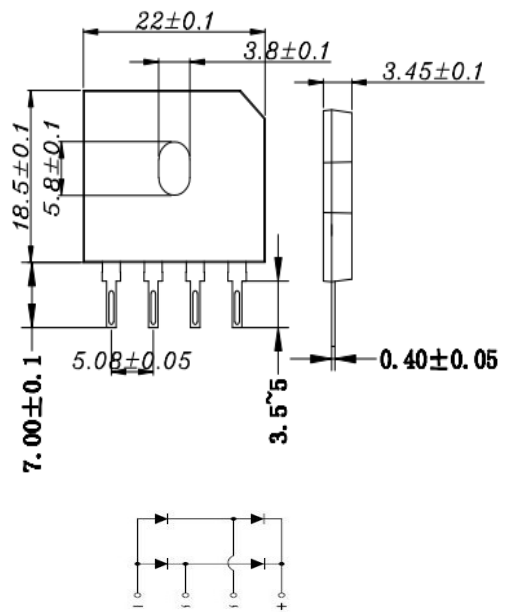


Features

- The plastic package carries Underwriters Laboratory Flammability Classification 94V-0
- Idea for printed circuit board
- Glass passivated Junction chip
- Low reverse leakage
- High forward surge current capability
- High temperature soldering guaranteed 250°C/10 seconds at terminals

Mechanical Data

- Case :** Molded plastic body
- Terminals :** Solder plated, solderable per MIL-STD-750,Method 2026
- Polarity :** Polarity symbol marking on body
- Mounting Position :** Any



Dimensions in inches and (millimeters)

Maximum Ratings And Electrical Characteristics

Ratings at 25°C ambient temperature unless otherwise specified. Single phase half-wave 60Hz, resistive or inductive load, for capacitive load current derate by 20%.

Parameter	SYMBOLS	GBU 6005	GBU 601	GBU 602	GBU 604	GBU 606	GBU 608	GBU 610	UNITS
Maximum repetitive peak reverse voltage	V _{RRM}	50	100	200	400	600	800	1000	V
Maximum RMS voltage	V _{RMS}	35	70	140	280	420	560	700	V
Maximum DC blocking voltage	V _{DC}	50	100	200	400	600	800	1000	V
Maximum average forward rectified current with heatsink	I _(AV)	6.0							A
Peak forward surge current, 8.3ms single half sine-wave superimposed on rated load	I _{FSM}	135.0							A
Rating for fusing (t=8.3ms, T _A =25°C)	I _t ²	93.4							A ² s
Maximum instantaneous forward voltage at 6.0A	V _F	1.10							V
Maximum DC reverse current T _A =25°C at rated DC blocking voltage T _A =125°C	I _R	5.0 500							uA
Typical junction capacitance (Note 1)	C _J	42.0							pF
Typical thermal resistance	R _{qJA}	55.0							°C/W
Operating junction and storage temperature range	T _J ,T _{STG}	-55 to +150							°C

Note: 1.Measured at 1MHz and applied reverse voltage of 4.0V D.C.



Ratings And Characteristic Curves

FIG. 1- DERATING CURVE OUTPUT RECTIFIED CURRENT

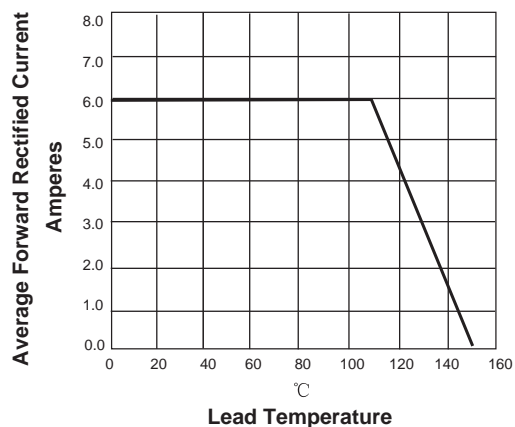


FIG. 2-MAXIMUM NON-REPETITIVE PEAK FORWARD SURGE CURRENT PER LEG

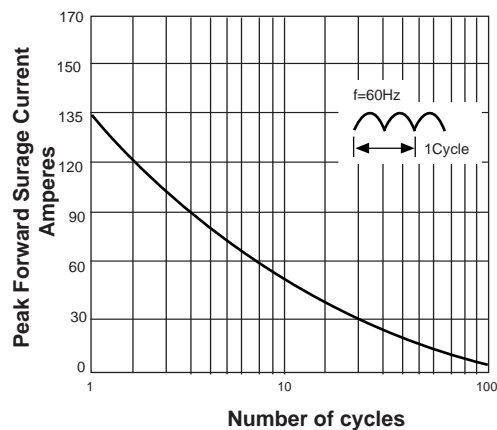


FIG. 3-TYPICAL FORWARD VOLTAGE CHARACTERISTICS

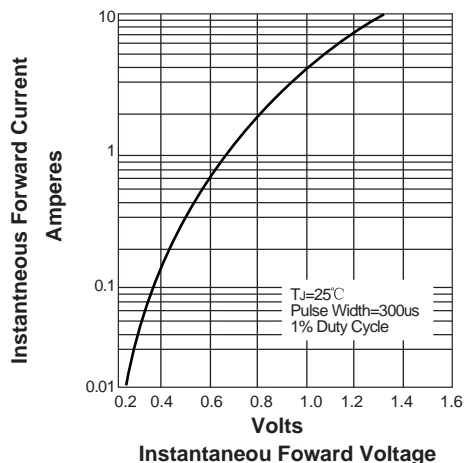
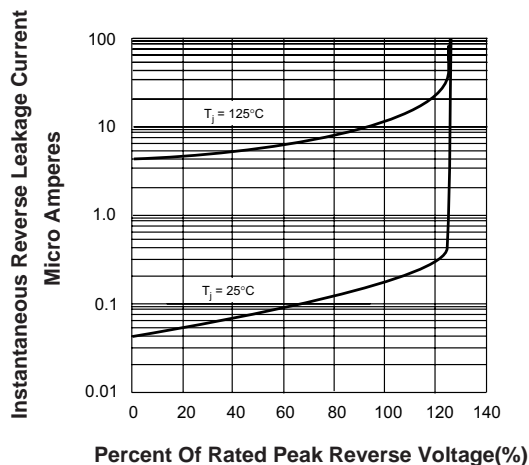


FIG. 4-TYPICAL REVERSE LEAKAGE CHARACTERISTICS



X-ON Electronics

Largest Supplier of Electrical and Electronic Components

Click to view similar products for [Bridge Rectifiers](#) category:

Click to view products by [ShunYe](#) manufacturer:

Other Similar products are found below :

[MB2510](#) [MB252](#) [MB356G](#) [MB358G](#) [MP358-BP](#) [90MT160KPBF](#) [GBJ1504-BP](#) [GBU10B-BP](#) [GBU15J-BP](#) [GBU15K-BP](#) [GBU4A-BP](#)
[GBU4D-BP](#) [GSIB680-E3/45](#) [DB101-BP](#) [DF01](#) [DF10SA-E345](#) [BU1508-E3/45](#) [BU1510-E3/45](#) [KBPC50-10S](#) [RS405GL-BP](#) [G5SBA60-](#)
[E3/51](#) [GBJ1502-BP](#) [GBU10J-BP](#) [GBU4J-BP](#) [GBU6M](#) [GBU8D-BP](#) [GBU8J-BP](#) [GSIB1520-E3/45](#) [TB102M](#) [MB1510](#) [MB6M-G](#) [MB86](#)
[TL401G](#) [MDA920A2](#) [TU602](#) [TU810](#) [MP501W-BP](#) [MP502-BP](#) [BR1005-BP](#) [BR101-BP](#) [BR84DTP204](#) [BU1010A-E3/51](#) [BU1508-E3/51](#)
[BU2006-E3/45](#) [BU2008-E3/51](#) [US15KB80R-7000](#) [KBPC25-02](#) [VS-60MT120KPBF](#) [DB105-BP](#) [DF1510S](#)