

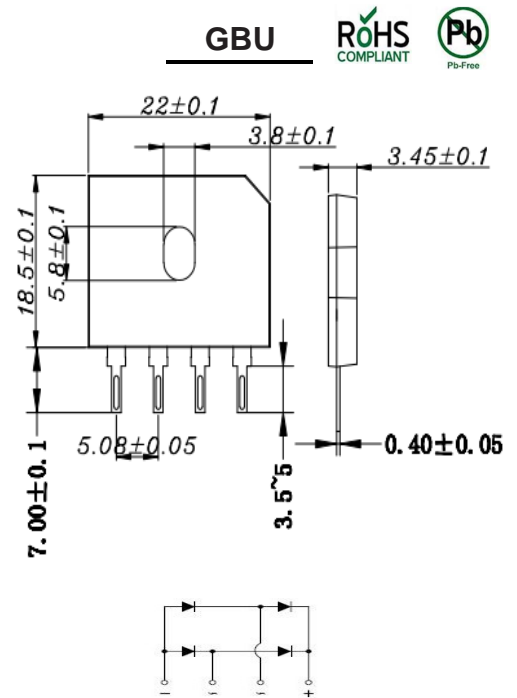


**Features**

- The plastic package carries Underwriters Laboratory Flammability Classification 94V-0
- Idea for printed circuit board
- Glass passivated Junction chip
- Low reverse leakage
- High forward surge current capability
- High temperature soldering guaranteed 250°C/10 seconds at terminals

**Mechanical Data**

- Case** : Molded plastic body
- Terminals** : Solder plated, solderable per MIL-STD-750,Method 2026
- Polarity** : Polarity symbol marking on body
- Mounting Position** : Any



Dimensions in inches and (millimeters)

**Maximum Ratings And Electrical Characteristics**

Ratings at 25°C ambient temperature unless otherwise specified. Single phase half-wave 60Hz, resistive or inductive load, for capacitive load current derate by 20%.

Parameter	SYMBOLS	GBU 6005G	GBU 601G	GBU 602G	GBU 604G	GBU 606G	GBU 608G	GBU 610G	UNITS
Maximum repetitive peak reverse voltage	V <sub>RRM</sub>	50	100	200	400	600	800	1000	V
Maximum RMS voltage	V <sub>RMS</sub>	35	70	140	280	420	560	700	V
Maximum DC blocking voltage	V <sub>DC</sub>	50	100	200	400	600	800	1000	V
Maximum average forward rectified current with heatsink	I <sub>(AV)</sub>	6.0							A
Peak forward surge current, 8.3ms single half sine-wave superimposed on rated load	I <sub>FSM</sub>	175.0							A
Rating for fusing (t=8.3ms, T <sub>A</sub> =25°C)	I <sub>t</sub> <sup>2</sup>	93.4							A <sup>2</sup> s
Maximum instantaneous forward voltage at 6.0A	V <sub>F</sub>	1.10							V
Maximum DC reverse current T <sub>A</sub> =25°C at rated DC blocking voltage T <sub>A</sub> =125°C	I <sub>R</sub>	5.0 500							uA
Typical junction capacitance (Note 1)	C <sub>J</sub>	42.0							pF
Typical thermal resistance	R <sub>qJA</sub>	55.0							°C/W
Operating junction and storage temperature range	T <sub>J</sub> ,T <sub>STG</sub>	-55 to +150							°C

**Note:** 1.Measured at 1MHz and applied reverse voltage of 4.0V D.C.



### Ratings And Characteristic Curves

FIG. 1- DERATING CURVE OUTPUT RECTIFIED CURRENT

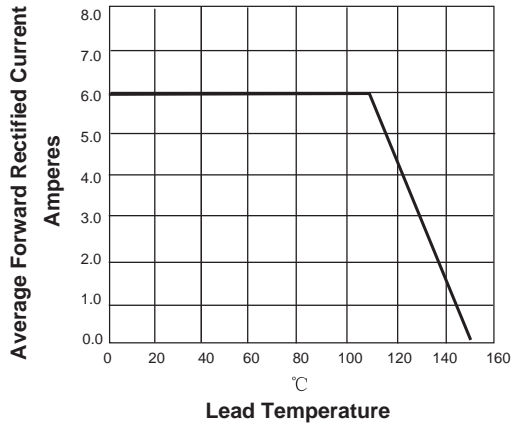


FIG. 2-MAXIMUM NON-REPETITIVE PEAK FORWARD SURGE CURRENT PER LEG

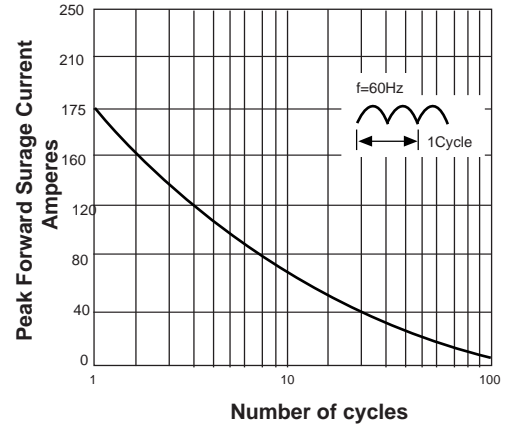


FIG. 3-TYPICAL FORWARD VOLTAGE CHARACTERISTICS

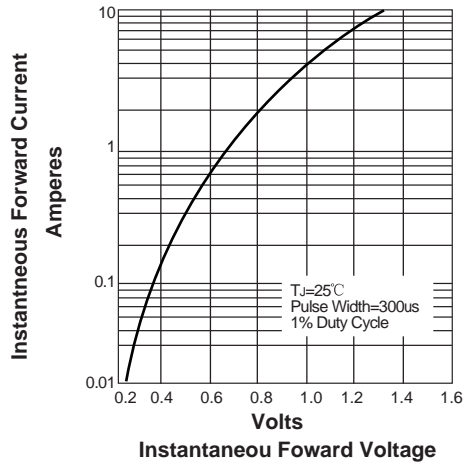
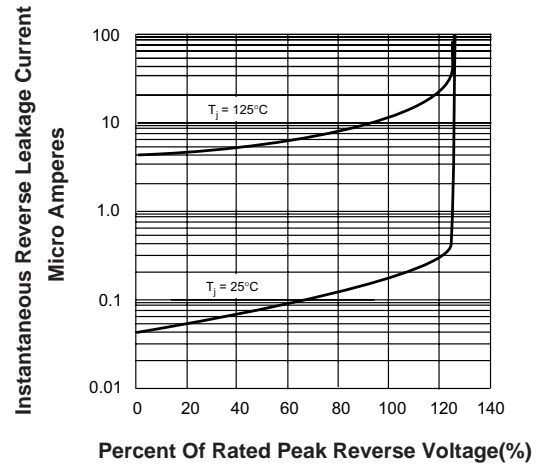


FIG. 4-TYPICAL REVERSE LEAKAGE CHARACTERISTICS



## X-ON Electronics

Largest Supplier of Electrical and Electronic Components

*Click to view similar products for [Bridge Rectifiers](#) category:*

*Click to view products by [ShunYe](#) manufacturer:*

Other Similar products are found below :

[MB2510](#) [MB252](#) [MB356G](#) [MB358G](#) [MP358-BP](#) [90MT160KPBF](#) [GBJ1504-BP](#) [GBU10B-BP](#) [GBU15J-BP](#) [GBU15K-BP](#) [GBU4A-BP](#)  
[GBU4D-BP](#) [GSIB680-E3/45](#) [DB101-BP](#) [DF01](#) [DF10SA-E345](#) [BU1508-E3/45](#) [BU1510-E3/45](#) [KBPC50-10S](#) [RS405GL-BP](#) [G5SBA60-](#)  
[E3/51](#) [GBJ1502-BP](#) [GBU10J-BP](#) [GBU4J-BP](#) [GBU6M](#) [GBU8D-BP](#) [GBU8J-BP](#) [GSIB1520-E3/45](#) [TB102M](#) [MB1510](#) [MB6M-G](#) [MB86](#)  
[TL401G](#) [MDA920A2](#) [TU602](#) [TU810](#) [MP501W-BP](#) [MP502-BP](#) [BR1005-BP](#) [BR101-BP](#) [BR84DTP204](#) [BU1010A-E3/51](#) [BU1508-E3/51](#)  
[BU2006-E3/45](#) [BU2008-E3/51](#) [US15KB80R-7000](#) [KBPC25-02](#) [VS-60MT120KPBF](#) [DB105-BP](#) [DF1510S](#)