



SENTRON, Switch disconnecter 3LD, main switch, 3-pole, Iu: 16 A, Operating power / at AC-23 A at 400 V: 7.5 kW, installation in distribution boards, knob-operated mechanism, black, handle direct at the switch

Model	
product brand name	SENTRON
product designation	Switch disconnecter
design of the product	Main switch
display version for switch position indicator manual operation	1 ON - 0 OFF
type of switch	DIN-rail mounting
design of the actuating element	selector switch
color of the actuating element	black
design of handle	knob-operated mechanism, black
type of the driving mechanism motor drive	No
General technical data	
number of poles	3
size of switch disconnecter	1
mechanical service life (operating cycles) typical	100 000
electrical endurance (operating cycles)	
• at AC-23 A at 690 V	6 000
operating frequency maximum	50 1/h
degree of pollution	3
Voltage	
insulation voltage rated value	690 V
surge voltage resistance rated value	6 kV
operating voltage	
• at AC rated value	690 V
operating frequency rated value	
• minimum	50 Hz
• maximum	60 Hz
Protection class	
protection class IP	IP40
protection class IP on the front	IP40
Dissipation	
power loss [W] for rated value of the current at AC in hot operating state per pole	0.5 W
Main circuit	
operational current	
• at AC-21 at 690 V rated value	16 A
• at AC-21 A at 240 V rated value	16 A
• at AC-21 A at 400 V rated value	16 A
• at AC-21 A at 440 V rated value	16 A
• at AC-23 A at 400 V rated value	16 A
operating power	

<ul style="list-style-type: none"> • at AC-23 A at 240 V rated value • at AC-23 A at 400 V rated value • at AC-23 A at 440 V rated value • at AC-23 A at 690 V rated value • at AC-3 at 240 V rated value • at AC-3 at 400 V rated value • at AC-3 at 690 V rated value 	<p>4 kW</p> <p>8 kW</p> <p>7.5 kW</p> <p>8 kW</p> <p>3 kW</p> <p>6 kW</p> <p>5.5 kW</p>
Auxiliary circuit	
number of CO contacts for auxiliary contacts	0
number of NC contacts for auxiliary contacts	0
number of NO contacts for auxiliary contacts	0
operating voltage of auxiliary contacts at AC maximum	500 V
continuous current of the auxiliary contact rated value	10 A
insulation voltage of the auxiliary switch rated value	500 V
Suitability	
suitability for use	
<ul style="list-style-type: none"> • main switch • switch disconnecter • EMERGENCY OFF switch • safety switch • maintenance/repair switch 	<p>Yes</p> <p>Yes</p> <p>No</p> <p>Yes</p> <p>Yes</p>
Product details	
product feature can be locked into OFF position	Yes
accessories	
product extension optional	
<ul style="list-style-type: none"> • motor drive • voltage trigger 	<p>No</p> <p>No</p>
number of connectable NC contacts for auxiliary contacts attachable maximum	2
number of connectable NO contacts for auxiliary contacts attachable maximum	4
number of connectable CO contacts for auxiliary contacts attachable maximum	0
number of bracket locks maximum	2
hasp thickness of the bracket locks	4 ... 6 mm
Short circuit	
conditional short-circuit current with line-side fuse protection	
<ul style="list-style-type: none"> • at 690 V by gG fuse rated value 	50 kA
let-through current with closed switch	
<ul style="list-style-type: none"> • at 240 V for combination switch + gG fuse maximum • at 440 V for combination switch + gG fuse maximum • at 690 V for combination switch + gG fuse maximum permissible 	<p>3 kA</p> <p>3 kA</p> <p>3 kA</p>
I ² t value with closed switch	
<ul style="list-style-type: none"> • at 240 V for combination switch + gG fuse maximum • at 440 V for combination switch + gG fuse maximum • at 690 V for combination switch + gG fuse maximum 	<p>2.5 kA².s</p> <p>2.5 kA².s</p> <p>3 kA².s</p>
design of the fuse link	
<ul style="list-style-type: none"> • for short-circuit protection of the main circuit required • for short-circuit protection of the auxiliary switch required 	<p>fuse gL/gG: 20 A</p> <p>fuse gL/gG: 10 A</p>
operational current of upstream fuse rated value	20 A
according UL	
operational current at AC according to UL 508/UL 60947-4-1 rated value	16 A
operating voltage at AC at 50/60 Hz according to UL 508/UL 60947-4-1 rated value	600 V
active power [hp] at AC at 480 V according to UL 508/UL 60947-4-1 rated value	7.5
active power [hp] at AC at 600 V according to UL 508/UL 60947-4-1 rated value	10
short-time withstand current (SCCR) at 600 V according to UL 508/UL 60947-4-1	5 kA
continuous current of upstream fuse according to UL rated value	50 A

type of fuse according to UL	RK5
Connections	
AWG number as coded connectable conductor cross section solid	
• maximum	10
• minimum	18
type of connectable conductor cross-sections for copper conductor	
• solid	1x (1...6mm ²)
• finely stranded with core end processing	1x (1...4mm ²)
• stranded	1x (1..6mm ²)
type of connectable conductor cross-sections for auxiliary contacts	
• solid	2x (0.75 ... 2.5 mm ²), 1x 4 mm ²
• finely stranded with core end processing	2x (0.75 ... 1.5 mm ²), 1x 2.5 mm ²
• stranded	2x (0.75 ... 2.5 mm ²), 1x 4 mm ²
type of electrical connection	
• for main current circuit	box terminal
• for auxiliary contacts	connection terminals

Mechanical Design	
height	45 mm
width	53 mm
depth	91 mm
type of device	fixed mounting
fastening method	Built-in unit fixed-mounted version
fastening method	
• 4-hole front mounting	No
• front mounting with central attachment	No
• rail mounting	Yes
net weight	168 g

Environmental conditions	
ambient temperature during operation	
• minimum	-25 °C
• maximum	55 °C
ambient temperature during storage	
• minimum	-25 °C
• maximum	55 °C

General Product Approval



[Confirmation](#)



[Miscellaneous](#)

General Product Approval	Declaration of Conformity	Test Certificates	Marine / Shipping	other
--------------------------	---------------------------	-------------------	-------------------	-------



[Special Test Certificate](#)



[Miscellaneous](#)

other	Environment
-------	-------------

[Confirmation](#)

[Environmental Confirmations](#)

Further information

Siemens has decided to exit the Russian market (see here).
<https://press.siemens.com/global/en/pressrelease/siemens-wind-down-russian-business>

Siemens is working on the renewal of the current EAC certificates.

Please contact your local Siemens office on the status of validity of the EAC certification if you intend to import or offer to supply these products to an EAC relevant market (other than the sanctioned EAEU member states Russia or Belarus).

Information on the packaging

<https://support.industry.siemens.com/cs/ww/en/view/109813875>

Information- and Downloadcenter (Catalogs, Brochures,...)

<http://www.siemens.com/lowvoltage/catalogs>

Industry Mall (Online ordering system)

<https://mall.industry.siemens.com/mall/en/en/Catalog/product?mlfb=3LD2030-0TK11>

Service&Support (Manuals, Certificates, Characteristics, FAQs,...)

<https://support.industry.siemens.com/cs/ww/en/ps/3LD2030-0TK11>

Image database (product images, 2D dimension drawings, 3D models, device circuit diagrams, ...)

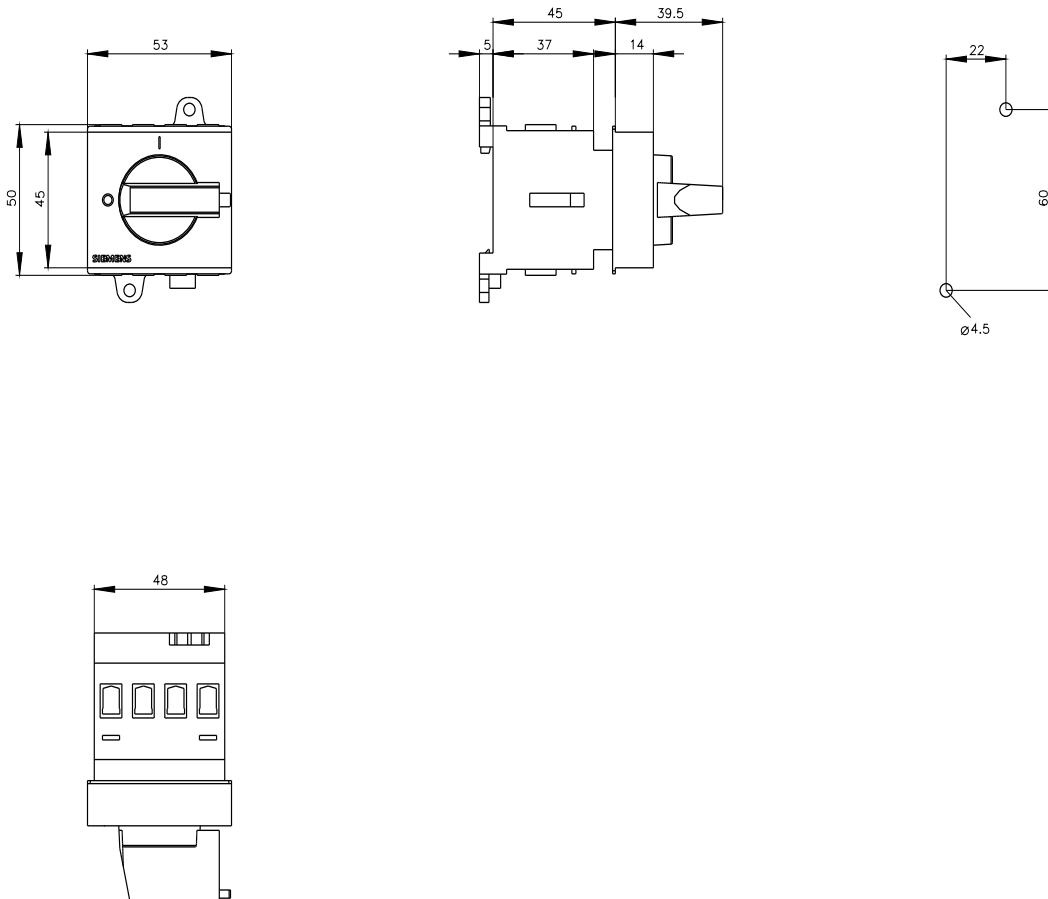
http://www.automation.siemens.com/bilddb/cax_en.aspx?mlfb=3LD2030-0TK11

CAx-Online-Generator

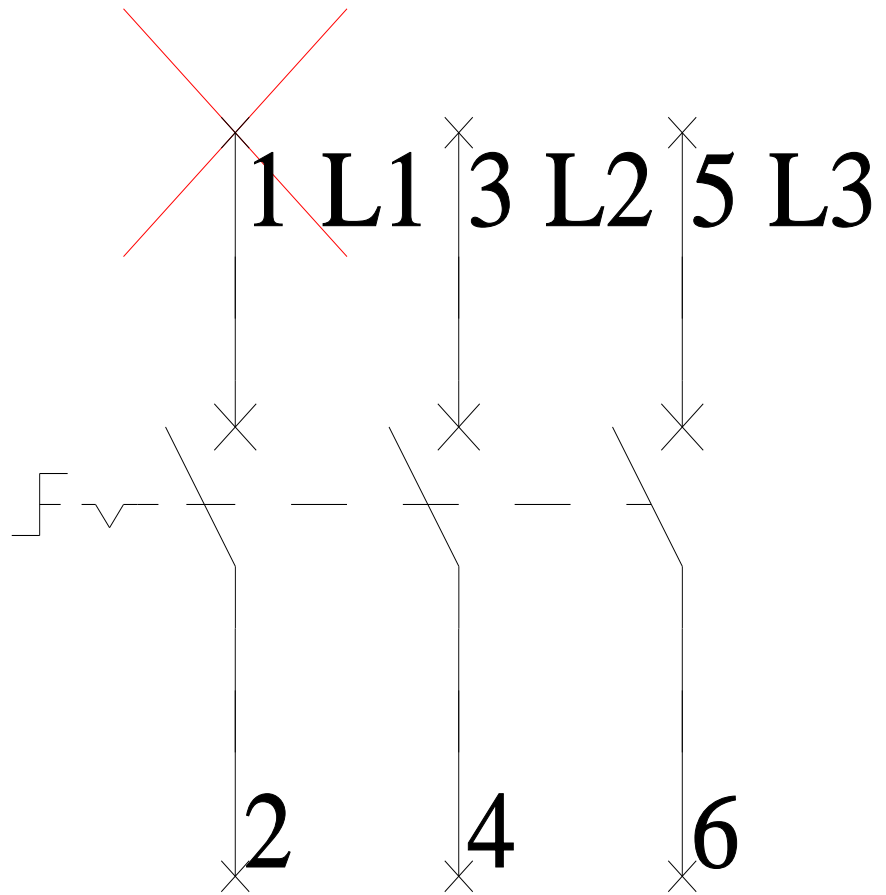
<http://www.siemens.com/cax>

Tender specifications

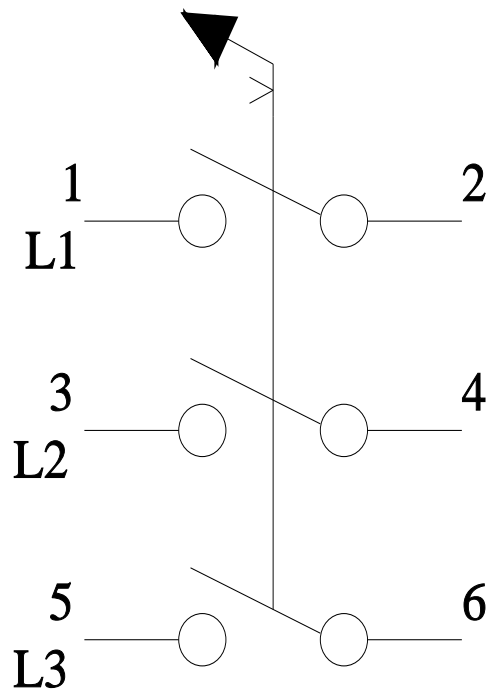
<http://www.siemens.com/specifications>



-Q1



-CI



X-ON Electronics

Largest Supplier of Electrical and Electronic Components

Click to view similar products for [Disconnect Switches](#) category:

Click to view products by [Siemens](#) manufacturer:

Other Similar products are found below :

[BD1-1A1/CAP](#) [35H-511-0100-OR210-902](#) [DTF224](#) [CNFS363N](#) [35-301](#) [K1B001ULH](#) [K1F027MLH](#) [VC5GUN](#) [GS2EU3N](#) [BDA10-RA](#)
[VKA480N](#) [KU440N](#) [75920](#) [75920-05](#) [GS1DDU3](#) [3LD2022-0TK11](#) [3LD2103-0TK51](#) [3LD2203-0TK51](#) [3LD2203-1TL51](#) [3LD2504-0TK51](#)
[3LD2514-0TK51](#) [R4H3030FCC](#) [MD3304X](#) [OT25F3](#) [OT40FT3](#) [OT100F3](#) [OT40F3](#) [OT63F3](#) [KU316N](#) [KU325N](#) [KU340N](#) [KU363N](#)
[VKA3100N](#) [VKA3125N](#) [VKA380N](#) [BD1-1A2](#) [BDB10-RA](#) [BD1-1A1](#) [P1-25/M4/SVB/N](#) [CCP2-1-30CC](#) [CCP2-2-30CC](#) [CCP2-1-DCM](#)
[CCP2-3-30CC](#) [CCP2-3-100CF](#) [CCP2-3-30CF](#) [CCP2-3-200CF](#) [CCP2RL-3-30CC](#) [CCP2-1-DCC](#) [CCP2-3-60CF](#) [CCP2SL-3-30CF](#)