



SIEMENS



# Industrial Controls

3SU1 Pushbuttons and Indicator Lights

SIRIUS ACT

Catalog  
News  
IC 10 N

Edition  
February  
2015

## Related catalogs


<p><b>Industrial Controls</b> SIRIUS</p> <p>E86060-K1010-A101-A5-7600</p>	<p>IC 10</p> 
<p><b>Low-Voltage Power Distribution and Electrical Installation Technology</b> SENTRON • SIVACON • ALPHA Protection, Switching, Measuring and Monitoring Devices, Switchboards and Distribution Systems</p> <p>E86060-K8280-A101-A2-7600</p>	<p>LV 10</p> 
<p><b>Safety Integrated</b> Safety Technology for Factory Automation</p> <p>E86060-K7010-A101-A2-7600</p>	<p>SI 10</p> 
<p><b>Industrial Communication</b> SIMATIC NET</p> <p>E86060-K6710-A101-B8-7600</p>	<p>IK PI</p> 
<p><b>SIMATIC</b> Products for Totally Integrated Automation</p> <p>E86060-K4670-A101-B4-7600</p>	<p>ST 70</p> 
<p><b>SIMOTICS Low-Voltage Motors</b> Type series 1LE1, 1MB1 and 1PC1 Frame sizes 71 to 315 Power range 0.18 to 200 kW</p> <p>E86060-K5581-A111-A7-7600</p>	<p>D 81.1</p> 
<p><b>SITRAIN</b> Training for Industry</p> <p>Only available in German E86060-K6850-A101-C4</p>	<p>ITC</p> 

## Trademarks

All product designations may be registered trademarks or product names of Siemens AG or other supplying companies. Third parties using these trademarks or product names for their own purposes may infringe upon the rights of the trademark owners.

Further information about industrial controls:  
[www.siemens.com/sirius](http://www.siemens.com/sirius)

## Miscellaneous

<p><b>Products for Automation and Drives</b> CA 01 Interactive Catalog, DVD</p> <p>E86060-D4001-A510-D4-7600</p>	
<p><b>Industry Mall</b> Information and Ordering Platform in the Internet:</p> <p><a href="http://www.siemens.com/industrymall">www.siemens.com/industrymall</a></p>	
<p><b>Information and Download Center</b> Digital versions of the catalogs are available in the Internet</p> <p><a href="http://www.siemens.com/sirius/catalogs">www.siemens.com/sirius/catalogs</a></p>	
<p><b>Response E-mail</b> Please send your comments and suggestions for improvement to</p> <p><a href="mailto:catalogs.industry@siemens.com">catalogs.industry@siemens.com</a> (include the catalog name in the subject field)</p>	

## Technical Assistance


Expert technical assistance  
for Industrial controls:  
Tel.: +49 (911) 895-5900  
Fax: +49 (911) 895-5907

E-Mail: [technical-assistance@siemens.com](mailto:technical-assistance@siemens.com)



# Industrial Controls

SIRIUS



## Catalog News IC 10 N · 02/2015

Refer to the Industry Mall for current updates of this catalog:

[www.siemens.com/industrymall](http://www.siemens.com/industrymall)

Please contact your local Siemens branch.

© Siemens AG 2015

1	Introduction
2	Industrial Communication
3	Switching Devices – Contactors and Contactor Assemblies – for Switching Motors
4	Switching Devices – Contactors and Contactor Assemblies – Special Applications
5	Switching Devices – Contactors and Contactor Assemblies – Contactor Relays and Relays
6	Switching Devices – Soft Starters and Solid-State Switching Devices
7	Protection Equipment
8	Load Feeders and Motor Starters for Use in the Control Cabinet
9	Motor Starters for Use in the Field, High Degree of Protection
10	Monitoring and Control Devices
11	Safety Technology
12	Position and Safety Switches
13	Commanding and Signaling Devices
14	Parametrization, Configuration and Visualization with SIRIUS
15	Products for Specific Requirements
16	Appendix



Printed on paper from  
sustainably managed forests and  
controlled sources.

[www.pefc.org](http://www.pefc.org)



The products and systems described in  
this catalog are manufactured/distributed  
under application of a certified quality  
management system in accordance  
with EN ISO 9001  
(for the Certified Registration Nos. see

# Technical Assistance

Technical Assistance for Industrial Controls and Systems

Engineering supports you with all technical inquiries relating to our products and systems – both before and after delivery.

Any more questions?

Our experts are there to help you by telephone or e-mail with competent technical advice




Competent and fast technical advice regarding:

- Product selection
- Conversion from old to new
- Competitor conversion
- Special versions
- Particular requirements
- Commissioning
- Operation

Phone: +49 (911) 895-59 00

E-mail: [technical-assistance@siemens.com](mailto:technical-assistance@siemens.com)



IC01\_00338

## One click – and you have all the information you need



**Technical Support – get fast and up-to-date information online (Service and Support)**

<http://support.automation.siemens.com/WW>

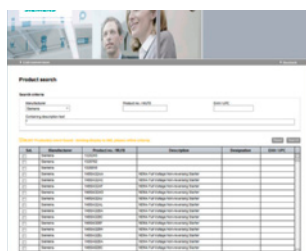
In Product Support you will find FAQs, manuals, certificates, applications & tools, and much more



**Support Request – the fast track to the experts**

[www.siemens.com/automation/support-request](http://www.siemens.com/automation/support-request)

Using the Support Request form in Online Support you can send your query directly to Technical Assistance.



**Conversion tool - the easy and efficient way to find successor products**

[www.siemens.com/sirius/conversion-tool](http://www.siemens.com/sirius/conversion-tool)

### Your advantages

- 93 % response time within 0 to 4 hours
- Global support for external and internal customers and for regional support



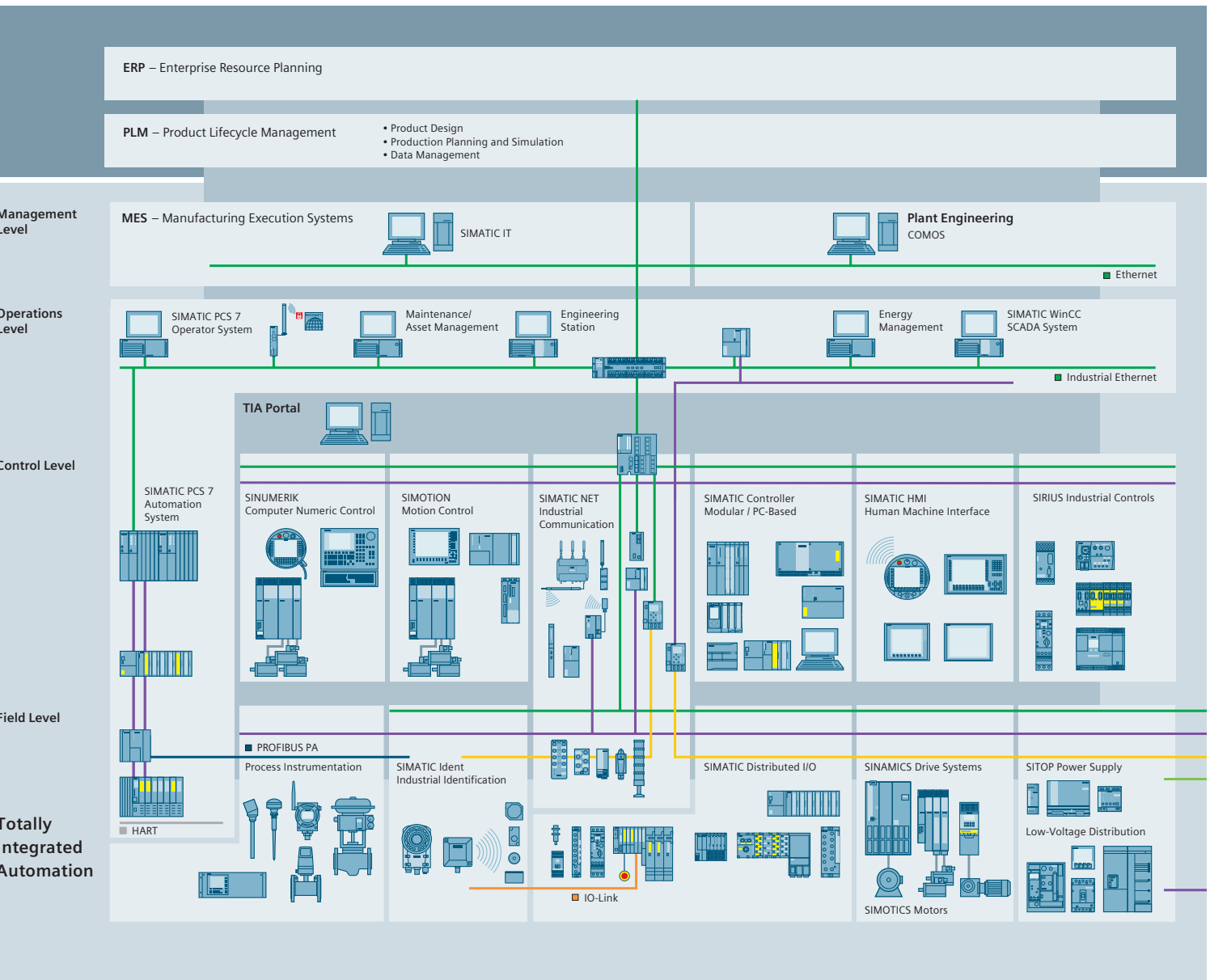
## Answers for industry.

Integrated technologies, vertical market expertise and services for greater productivity, energy efficiency, and flexibility.

Siemens is the world's leading supplier of innovative and environmentally friendly products and solutions for industrial companies. End-to-end automation technology and industrial software, solid market expertise, and technology-based services are the levers we use to increase our customers' productivity, efficiency and flexibility.

We consistently rely on integrated technologies and, thanks to our bundled portfolio, we can respond more quickly and flexibly to our customers' wishes. With our globally unmatched range of automation technology, industrial control and drive technology as well as industrial software, we equip companies with exactly what they need over their entire value chain – from product design and development to production, sales and service. Our industrial customers benefit from our comprehensive portfolio, which is tailored to their market and their needs.

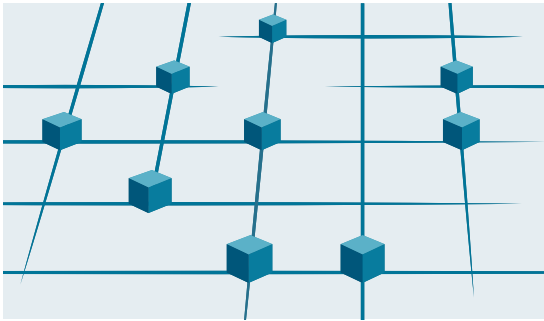
Market launch times can be reduced by up to 50% due to the combination of powerful automation technology and industrial software. At the same time, the costs for energy or waste water for a manufacturing company can be reduced significantly. In this way, we increase our customers' competitive strength and make an important contribution to environmental protection with our energy-efficient products and solutions.



# Efficient automation starts with efficient engineering.

**Totally Integrated Automation: Efficiency driving productivity.**

Efficient engineering is the first step toward better production that is faster, more flexible, and more intelligent. With all components interacting efficiently, Totally Integrated Automation (TIA) delivers enormous time savings right from the engineering phase. The result is lower costs, faster time-to-market, and



Totally Integrated Automation  
Efficient interoperability of all automation components



## A unique complete approach for all industries

As one of the world's leading automation suppliers, Siemens provides an integrated, comprehensive portfolio for all requirements in process and manufacturing industries. All components are mutually compatible and system-tested. This ensures that they reliably perform their tasks in industrial use and interact efficiently, and that each automation solution can be implemented with little time and effort based on standard products. The integration of many separate individual engineering tasks into a single engineering environment, for example, provides enormous time and cost savings.

With its comprehensive technology and industry-specific expertise, Siemens is continuously driving progress in manufacturing industries – and Totally Integrated Automation plays a key role.

Totally Integrated Automation creates real value added in all automation tasks, especially for:

- **Integrated engineering**  
Consistent, comprehensive engineering throughout the entire product development and production process
- **Industrial data management**  
Access to all important data occurring in productive operation – along the entire value chain and across all levels
- **Industrial communication**  
Integrated communication based on international cross-vendor standards that are mutually compatible
- **Industrial security**  
Systematic minimization of the risk of an internal or external attack on plants and networks
- **Safety Integrated**  
Reliable protection of personnel, machinery, and the environment thanks to seamless integration of safety technologies into the standard automation

## Making things right with Totally Integrated Automation

Totally Integrated Automation, industrial automation from Siemens, stands for the efficient interoperability of all automation components. The open system architecture covers the entire production process and is based on end-to-end shared characteristics: consistent data management, global standards, and uniform hardware and software interfaces.

Totally Integrated Automation lays the foundation for comprehensive optimization of the production process:

- Time and cost savings due to efficient engineering
- Minimized downtime due to integrated diagnostic functions
- Simplified implementation of automation solutions due to global standards
- Better performance due to interoperability of system-tested components



## Equipment Manufacturing Plant Amberg

Awards include "Factory of the Year", "Bavarian Quality Award" and "The Best Factory/Industrial Excellence"

At Siemens Amberg, some 2 400 employees develop and manufacture industrial controls for the world market. Manufacturing includes the comprehensive SIRIUS product range used for switching and protecting loads, e.g. of motors, in particular in mechanical engineering.

In the industry competition "The Best Factory/Industrial Excellence Award 2011", the equipment manufacturing plant Amberg was honored as a national winner. The lead factory for industrial controls achieved the highest overall ranking and also excelled in all scoring categories such as business model, strategy, added value, product and process implementation, service and customer integration, along with continuous improvement.

The industry competition is staged under the auspices of the Federation of German Industries (BDI), several European business schools, including INSEAD in Paris, the Technical University of Eindhoven as well as the WHU-Otto Beisheim School of Management.

The key question of this industry competition, which has taken place in Germany since 1995, is: "What are the key factors of production excellence that will guarantee the company a long-term competitive advantage and will turn a factory into an outstanding differentiating factor?"

The ten-person jury, headed up by the deans of internationally-renowned management schools in Germany, France, Spain, and the Netherlands, not only scrutinized the operative unit itself but also the entire process chain, from

customer, along with interfaces and partners, such as suppliers.

Over the past few years, winning awards has become a normal occurrence in the equipment manufacturing plant Amberg. In 2007, it won the "Factory of the Year" award in the segment of "Excellent complexity management". In 2010 an additional outside award followed: the coveted Bavarian Quality Award.

The Amberg Siemens plants have made it a tradition to be at the top of national and international rankings. These awards are proof of our high quality standards – not only with respect to our products, but also to our processes. They demonstrate that we have achieved optimal mastery over the productivity and competitiveness showcased by our products and systems.



## Commanding and Signaling Devices




	<b>Price groups</b>		<u>Enclosures</u>
	PG 41J		13/84 General data
13/2	<b>Introduction</b>		13/85 Empty enclosures
	<b>SIRIUS ACT pushbuttons and indicator lights</b>		13/86 Pushbuttons and indicator lights in the enclosure
13/4	General data		13/89 Pushbuttons and indicator lights in the enclosure for AS-Interface
	<u>Actuators and indicators, 22 mm, round, plastic, black</u>		13/91 Modules for enclosures
13/16	Complete units		13/94 Two-hand operation consoles
13/22	Compact units		<u>Accessories</u>
13/23	Actuating and signaling elements		Labels
	<u>Actuators and indicators, 22 mm, round, plastic with metal front ring, matte</u>		13/95 - Insert labels
13/35	Complete units		13/98 - Label holders for labeling plates
13/41	Compact units		13/99 - Labeling plates
13/42	Actuating and signaling elements		13/106 - Labeling plates for enclosures
	<u>Actuators and indicators, 22 mm, round, metal, shiny</u>		13/110 - Labels for laser printers
13/54	Complete units		13/111 - Other labels
13/58	Compact units		13/112 Protection/access protection
13/60	Actuating and signaling elements		13/116 Actuators
	<u>Actuators and indicators, flat, 30 mm, round, metal, matte</u>		13/118 Enclosures
13/71	Actuating and signaling elements		13/120 Miscellaneous accessories
	<u>Actuators and indicators, customized designs</u>		
13/74	Special locks		<u>Note:</u>
13/75	Laser inscriptions		Conversion tool,
	<u>Holders</u>		e.g. from 3SB3 to 3SU1 see
13/76	Holders without module		<a href="http://www.siemens.com/sirius/conversion-tool">www.siemens.com/sirius/conversion-tool</a>
13/77	Holders with module		
	<u>Modules for actuators and indicators</u>		
13/78	Contact modules		
13/80	LED modules		
13/82	AS-Interface modules		
13/83	Electronic modules for ID key-operated switches		

# Commanding and Signaling Devices

## Introduction

### Overview



3SU1.0

3SU1.3

3SU1.5

3SU1.6

#### Pushbuttons and indicator lights

##### Designs

	3SU1.0	3SU1.3	3SU1.5	3SU1.6
Nominal diameter	22 mm	22 mm	22 mm	30 mm
Version	Plastic	Plastic with metal front ring, matte	Metal, shiny	Metal, matte, flat

##### Actuators

Pushbuttons	✓	✓	✓	✓
Illuminated pushbuttons	✓	✓	✓	✓
Mushroom pushbuttons	✓	✓	✓	--
EMERGENCY STOP mushroom pushbuttons	✓	✓	✓	--
Selector switches	✓	✓	✓	✓
Key-operated switches	✓	✓	✓	✓

##### Special actuators

Twin pushbuttons	✓	✓	✓	--
Coordinate switches	✓	✓	✓	--
Toggle switches	✓	✓	✓	--
Sensor switches	✓	✓	--	--
ID key-operated switches	✓	✓	--	--
Pushbuttons with extended stroke	✓	✓	✓	--
Potentiometers	✓	✓	✓	--

##### Indicators

Indicator lights	✓	✓	✓	✓
Acoustic signaling devices	✓	✓	✓	--

##### Contact modules

Single-pole	✓	✓	✓	✓
Two-pole	✓	✓	✓	✓

##### LED modules

With integrated LED	✓	✓	✓	✓
---------------------	---	---	---	---

##### Connections

Screw terminals	✓	✓	✓	✓
Spring-type terminals	✓	✓	✓	✓
Solder pins	✓	✓	✓	✓
AS-Interface	✓	✓	✓	✓
IO-Link	✓	✓	✓	✓

✓ Standard

-- Not available

#### Note:

Safety characteristics (see Appendix on page 16/6).



	3SU18 Enclosures	3SU18 Two-hand operation consoles
<b>Enclosures</b>		
Plastic	✓	✓
Metal	✓	✓
<b>Actuators</b>		
Pushbuttons	✓	☐
Illuminated pushbuttons	✓	☐
Mushroom pushbuttons	✓	✓
EMERGENCY STOP mushroom pushbuttons	✓	✓
Selector switches	✓	☐
Key-operated switches	✓	☐
<b>Indicators</b>		
Indicator lights	✓	☐
Acoustic signaling devices	✓	☐
<b>Contact modules</b>		
Single-pole	✓	✓
Two-pole	--	✓
<b>Connections</b>		
Screw terminals	✓	✓
Spring-type terminals	✓	☐
Plug-in connection	☐	☐
AS-Interface	✓	☐

✓ Standard

-- Not available

☐ Optional

**AS-Interface solutions**

Pushbuttons and indicator lights of the SIRIUS ACT series can be connected to the AS-Interface communication system quickly and easily with the help of various solutions.

For AS-Interface solutions [see catalog IK PI "Industrial Communication SIMATIC NET"](#).

**AS-Interface EMERGENCY STOP according to ISO 13850**

Using special modules, EMERGENCY STOP devices according to ISO 13850 can be directly connected through the standard AS-Interface with safety-related communication ([see page 13/82](#)).

**AS-Interface enclosures**

Enclosures with standard fittings are listed in this catalog. For customized enclosures, use the SIRIUS ACT Configurator to select the elements for equipping ([see page 13/89](#)).

**PROFINET solutions**

SIRIUS ACT devices will be equipped in future with a direct communication interface to PROFINET and PROFIsafe.

**RFID authentication solutions**

Groups of employees or individuals can be authenticated by means of the ID key-operated switch. Color-coded keys for easy distinction between users and flexible in application thanks to four function stages.

## SIRIUS ACT Pushbuttons and Indicator Lights

### General data

#### Overview



SIRIUS ACT pushbuttons and indicator lights

SIRIUS ACT is a modular system of pushbuttons and indicator lights for front plate mounting and rear-mounted electrical modules. Complete units made up of an actuating or signaling element and contact modules and/or LED modules are offered for the most frequent application cases.

On the new compact units, the electrical module is permanently installed and is only secured by the holder.

#### Standards

- IEC 60947-1, EN 60947-1
- IEC 60947-5-1, EN 60947-5-1
- IEC 60947-5-5, EN 60947-5-5 for EMERGENCY STOP devices

#### Versions

SIRIUS ACT is available in four versions:

- Plastic, 22 mm, round, black
- Plastic with metal front ring, 22 mm, round, matte
- Metal with metal front ring, 22 mm, round, shiny
- Metal with metal front ring, 30 mm, flat, round, matte

One command point comprises:

- An actuating or signaling element in front of the control panel
- A holder for securing behind the control panel
- Up to six contact modules and/or one LED module (mounted onto the holder), single-pole contacts can be stacked
- A comprehensive range of accessories for inscription/markings

Acoustic indicators, potentiometers with operating mechanism, sensor switches, pushbuttons with extended stroke, and basic indicator lights are available as compact units. The electrical parts are integrated and only have to be wired.

#### Overview

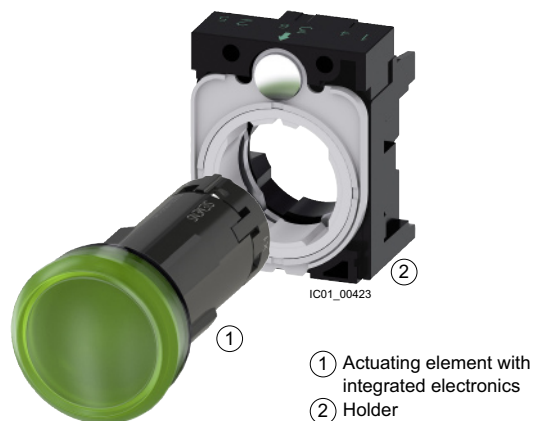
##### Complete units



- ① Actuator
- ② Holder
- ③ LED module
- ④ NO contact

Design of a complete unit

##### Compact units



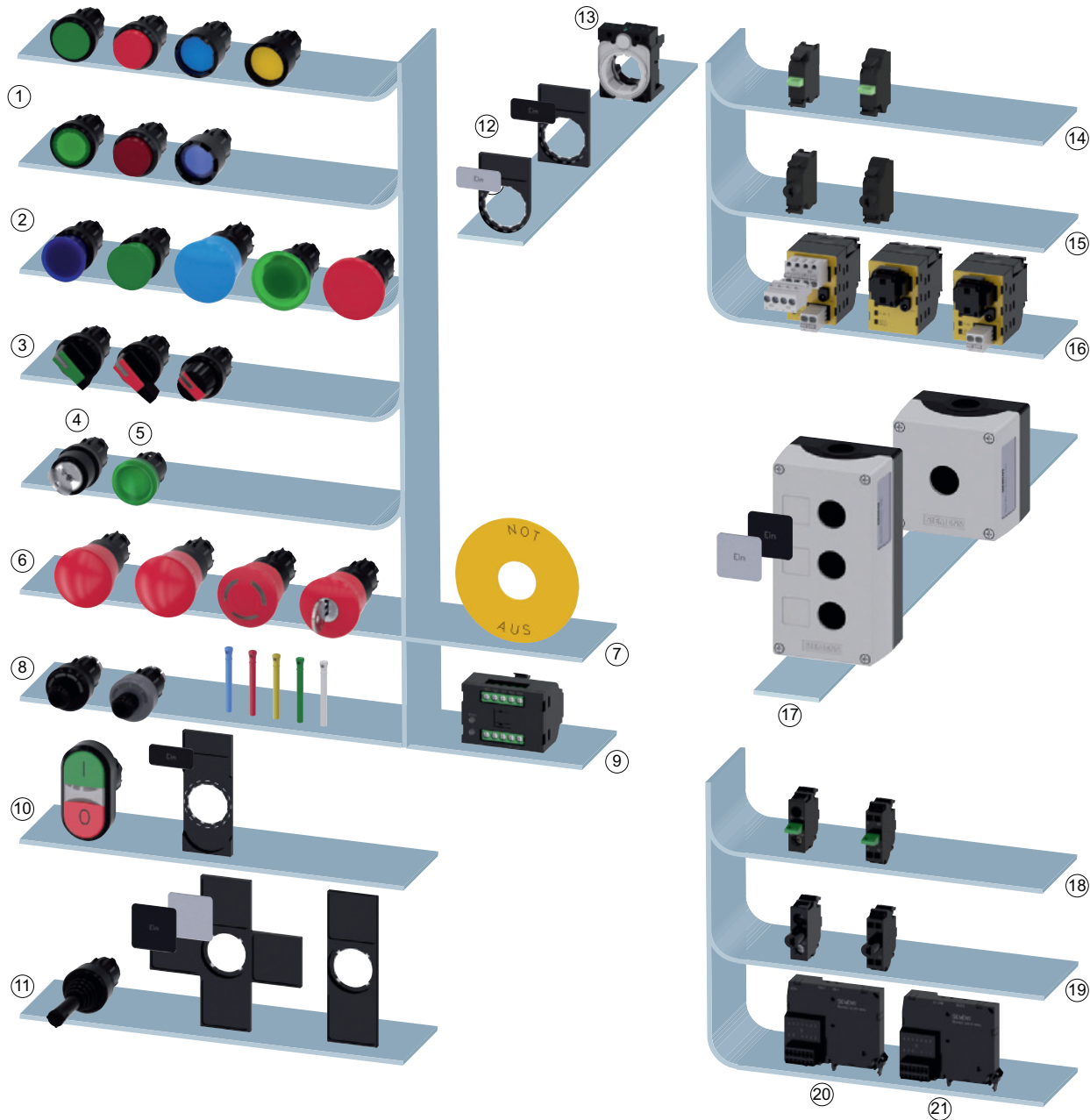
- ① Actuating element with integrated electronics
- ② Holder

Design of a compact unit

## SIRIUS ACT Pushbuttons and Indicator Lights

### General data

#### Overview



① Pushbuttons

② Mushroom pushbuttons

③ Selector switches

④ Key-operated switch

⑤ Indicator light

⑥ EMERGENCY STOP mushroom pushbuttons

⑦ EMERGENCY STOP backing plate

⑧ Key-operated switch with key

⑨ Electronic module for ID key-operated switches

⑩ Twin pushbutton, label holder, label

⑪ Coordinate switch, label holder, label

⑫ Label holder, label

⑬ Holder

Front plate mounting

⑭ Contact modules

⑮ LED modules

⑯ AS-Interface modules

⑰ Enclosures

Base mounting

⑱ Contact modules

⑲ LED modules

⑳ IO-Link module

㉑ AS-Interface module

# SIRIUS ACT Pushbuttons and Indicator Lights

## General data

### Overview

#### Functionality

##### Easy handling

- Self-holding function of the actuator when mounting
- Twist prevention integrated into patented holder design
- Stackable contact modules

##### Rugged against environmental influences

- IP69K degree of protection
- Modules with explosion protection certified according to ATEX
- Service life of 100 000 hours thanks to use of LEDs
- Mechanical service life of  $10 \times 10^6$  switching cycles
- Reliable, friction-locked fixing with just one screw

##### A high level of communication

- Direct connection of the enclosure to AS-Interface or IO-Link
- Direct connection in the control cabinet to PROFINET, IO-Link or AS-Interface

#### Contact modules and LED modules

The contact modules are fitted with slow-action contacts (NO contacts or NC contacts) with double operating moving contacts. These ensure a high switching reliability even with small voltages and currents, such as 5 V/1 mA. They are suitable for use in electronic systems as well as conventional controls. The contact pieces of the NC contacts are positively driven.

Only LED modules with permanently integrated LEDs are available for illumination.

Contact modules and LED modules bear terminal designations acc. to EN 50013

#### Mounting the modules

With SIRIUS ACT, the modules are mounted on the holder without any further accessories. Holders in plastic or metal versions are available for mounting three modules. Holders for four modules are available for coordinate switches and toggle switches with four switch positions.

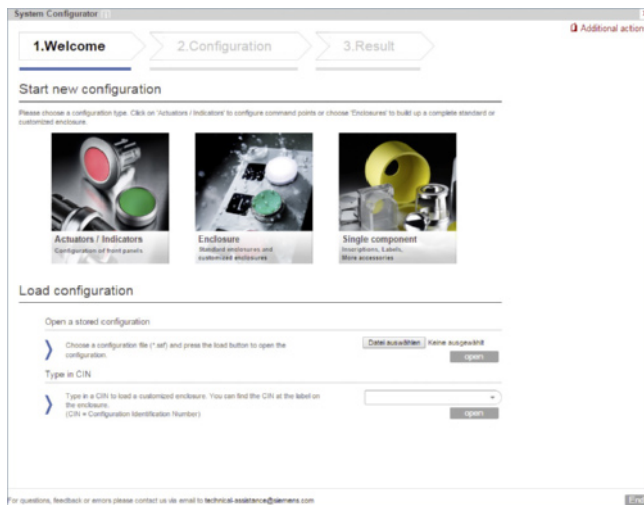
#### Connection methods

The modules are available with:

- Screw terminals
- Spring-type terminals or
- Solder pin connections (0.8 mm × 0.8 mm solder pins) for assembly on printed-circuit boards.

### Overview

#### Configurator



- Fast, simple selection by intuitive navigation through clearly-organized menus
- Preview of selected components
- Inscription of pushbuttons and labeling plates using the interactive inscription tool
- Once created, a configuration can be ordered as often as required using the customer-specific article number and the CIN (Configuration Identification Number)
- Product data sheets, certificates, dimensional drawings, list prices, inscription tool

Configurator see: [www.siemens.com/sirius-act/configurator](http://www.siemens.com/sirius-act/configurator)

## SIRIUS ACT Pushbuttons and Indicator Lights

### General data

#### ID key-operated switches

The ID key-operated switch is electronic and has 4 switch positions that are selected by keys with different codes. Using the 4 ID keys with different codes, it is possible to select 1 of 4 positions. The ID keys are color-coded (yellow, blue, red, green, white) so that they can be clearly differentiated at a glance.

Different versions of ID key-operated switches are available depending on the following features:

- Front ring material
- Conventional variant: 1 + 4 non-isolated outputs
- Variant with IO-Link: Option for individual coding

Operation:

Insert ID key, turn key to select the position. Standard keys can also be used in conjunction with the electronic module for ID key-operated switches with IO-Link function. The white ID key is supplied without coding



**3SU1000-4WS10-0AA0**  
Plastic, black



**3SU1030-4WS10-0AA0**  
Plastic with metal front ring, matte

#### ID key-operated switches

Number of switching positions	4	4
Operating angle	45°	45°
Operating principle	Latching	Latching
Switch position for key removal	O+I+II+III	O+I+II+III
Color	Black	Black
Pages	13/33	13/52



**3SU1400-1GC10-1AA0**



**3SU1400-1GD10-1AA0**

#### Electronic modules for ID key-operated switches

Type of power supply	--	Via IO-Link master
Protocol is supported IO-Link protocol	--	IO-Link protocol
Number of NO contacts	5	5
IO-Link transfer rate	--	COM2 (38.4 kBaud)
Pages	13/83	13/83



**3SU1900-0FU60-0AA0**

**ID keys ID group individual**



**3SU1900-0FV40-0AA0**  
**3SU1900-0FW30-0AA0**  
**3SU1900-0FX20-0AA0**  
**3SU1900-0FY50-0AA0**

**ID keys**

#### ID keys

Material	Plastic	Plastic
RFID coding version	Individually coded, programmable several times	ID group 1 ID group 2 ID group 3 ID group 4
Color	White	Green Yellow Red Blue
Pages	13/117	13/117

## SIRIUS ACT Pushbuttons and Indicator Lights

### General data

#### Article No. scheme

#### Device types



3SU10	3SU11	3SU12	3SU14	3SU15	3SU18	3SU19
<b>Device types</b>						
<b>Actuating and signaling elements</b>	<b>Complete units</b>	<b>Compact units</b>	<b>Modules for actuators and indicators</b>	<b>Holders with module</b>	<b>Enclosures</b>	<b>Accessories</b>

#### Actuating and signaling elements

Digit of the Article No.	1 <sup>st</sup> - 4 <sup>th</sup>	5 <sup>th</sup>	6 <sup>th</sup>	7 <sup>th</sup>	8 <sup>th</sup>	9 <sup>th</sup>	10 <sup>th</sup>	11 <sup>th</sup>	12 <sup>th</sup>	13 <sup>th</sup>	14 <sup>th</sup>	15 <sup>th</sup>	16 <sup>th</sup>		
	□□□□	□	□	□	-	□	□	□	□	□	-	□	□		
<b>SIRIUS ACT pushbuttons and indicator lights</b>	<b>3SU1</b>														
Device type	0 = actuating and signaling elements		<b>0</b>												
Material (front ring)	0 = plastic, black 3 = metal, matte (front ring)/plastic, black (collar) 5 = metal, shiny 6 = metal, matte		□												
Illumination	0 = non-illuminated 1 = illuminated/transparent 2 = illuminated/non-illuminated		□												
Type of actuator/indicator	0 = pushbutton 1 = mushroom pushbutton/ EMERGENCY STOP mushroom pushbutton/sensor switch 2 = selector switch 3 = twin pushbutton, toggle switch 4/5 = key-operated switch 6 = indicator light/acoustic signaling device 7 = coordinate switch		□												
Design of the actuator/lock	e.g. A = flat		□												
Function	e.g. B = momentary contact		□												
Color/key removal position	e.g. 10 = black, 20 = red		□ □												
Connection method	0 = none		□												
Module/holder equipment	e.g. A = without module, without holder Y = without module, with holder		□												
Marking	e.g. A = none, C = "I", D = "O", R = "R"		□												
Ambient condition	0 = standard, 1 = ATEX		□												
<b>Example</b>	<b>3SU1</b>	<b>0</b>	<b>0</b>	<b>0</b>	<b>-</b>	<b>0</b>	<b>A</b>	<b>B</b>	<b>1</b>	<b>0</b>	<b>-</b>	<b>0</b>	<b>A</b>	<b>A</b>	<b>0</b>

#### Note:

The Article No. scheme is presented here merely for information purposes and for better understanding of the logic behind the article numbers.

For your orders, please use the article numbers quoted in the Catalog in the Selection and ordering data.



## SIRIUS ACT Pushbuttons and Indicator Lights

## General data

## Complete units

Digit of the Article No.	1 <sup>st</sup> - 4 <sup>th</sup>	5 <sup>th</sup>	6 <sup>th</sup>	7 <sup>th</sup>	8 <sup>th</sup>	9 <sup>th</sup>	10 <sup>th</sup>	11 <sup>th</sup>	12 <sup>th</sup>	13 <sup>th</sup>	14 <sup>th</sup>	15 <sup>th</sup>	16 <sup>th</sup>		
	□□□□	□	□	□	-	□	□	□	□	□	-	□	□		
<b>SIRIUS ACT pushbuttons and indicator lights</b>	<b>3SU1</b>														
Device type	1 = complete units														
Material (front ring)	0 = plastic, black 3 = metal, matte (front ring) plastic, black (collar) 5 = metal, shiny 6 = metal, matte		□												
Illumination	0 = non-illuminated 1 - 8 = illuminated (with/without LED, various voltages)		□												
Type of actuator/indicator	0 = pushbutton 1 = mushroom pushbutton/ EMERGENCY STOP mushroom pushbutton/sensor switch 2 = selector switch 3 = twin pushbutton, toggle switch 4/5 = key-operated switch 6 = indicator light/acoustic signaling device 7 = coordinate switch				□										
Design of the actuator/lock	e.g. A = flat						□								
Function	e.g. B = momentary contact							□							
Color/key removal position	e.g. 10 = black, 20 = red								□	□					
Connection method	1 = screw terminals 3 = spring-type terminals										□				
Module/holder equipment incl. contact material	e.g. A = without module, with holder B = 1 NO contact with holder C = 1 NC contact with holder											□			
Marking	e.g. A = none, C = "I", D = "O", R = "R"												□		
Ambient condition	0 = standard, 1 = ATEX												□		
<b>Example</b>	<b>3SU1</b>	<b>1</b>	<b>0</b>	<b>0</b>	<b>-</b>	<b>0</b>	<b>A</b>	<b>A</b>	<b>1</b>	<b>0</b>	<b>-</b>	<b>1</b>	<b>B</b>	<b>A</b>	<b>0</b>

## Compact units

Digit of the Article No.	1 <sup>st</sup> - 4 <sup>th</sup>	5 <sup>th</sup>	6 <sup>th</sup>	7 <sup>th</sup>	8 <sup>th</sup>	9 <sup>th</sup>	10 <sup>th</sup>	11 <sup>th</sup>	12 <sup>th</sup>	13 <sup>th</sup>	14 <sup>th</sup>	15 <sup>th</sup>	16 <sup>th</sup>		
	□□□□	□	□	□	-	□	□	□	□	□	-	□	□		
<b>SIRIUS ACT pushbuttons and indicator lights</b>	<b>3SU1</b>														
Device type	2 = compact units														
Material (front ring)	0 = plastic, black 3 = metal, matte (front ring) plastic, black (collar) 5 = metal, shiny 6 = metal, matte		□												
Illumination	0 = non illuminated 1 = illuminated/non-illuminated		□												
Type of actuator/indicator	0 = pushbutton 1 = sensor switch 2 = potentiometer 6 = indicator light/acoustic signaling device				□										
Design of the actuator/lock	e.g. A = flat						□								
Function (voltage/resistance)	e.g. B = 24 V AC/DC							□							
Color	e.g. 10 = black, 20 = red								□	□					
Connection method	0 = none 1 = screw terminals 2 = M12 connection, 4-pole 3 = spring-type terminals										□				
Module/holder equipment incl. contact material	e.g. A = without module, without holder B = 1 NO contact with holder C = 1 NC contact with holder											□			
Marking:	e.g. A = none												□		
Ambient condition	0 = standard, 1 = ATEX												□		
<b>Example</b>	<b>3SU1</b>	<b>2</b>	<b>0</b>	<b>1</b>	<b>-</b>	<b>6</b>	<b>A</b>	<b>B</b>	<b>0</b>	<b>0</b>	<b>-</b>	<b>1</b>	<b>A</b>	<b>A</b>	<b>0</b>

## Note:

## SIRIUS ACT Pushbuttons and Indicator Lights

### General data

#### Modules for actuators and indicators

Digit of the Article No.	1 <sup>st</sup> - 4 <sup>th</sup>	5 <sup>th</sup>	6 <sup>th</sup>	7 <sup>th</sup>	8 <sup>th</sup>	9 <sup>th</sup>	10 <sup>th</sup>	11 <sup>th</sup>	12 <sup>th</sup>	13 <sup>th</sup>	14 <sup>th</sup>	15 <sup>th</sup>	16 <sup>th</sup>		
	<input type="checkbox"/> <input type="checkbox"/> <input type="checkbox"/> <input type="checkbox"/>	<input type="checkbox"/>	<input type="checkbox"/>	<input type="checkbox"/>	-	<input type="checkbox"/>	<input type="checkbox"/>	<input type="checkbox"/>	<input type="checkbox"/>	-	<input type="checkbox"/>	<input type="checkbox"/>	<input type="checkbox"/>		
<b>SIRIUS ACT pushbuttons and indicator lights</b>	<b>3SU1</b>														
Device type	4 = modules for actuators and indicators		<b>4</b>												
Material (front ring)	0 = plastic, black		<input type="checkbox"/>												
Illumination	0 = non-illuminated 1 = illuminated			<input type="checkbox"/>											
Type of mounting	1 = front plate mounting 2 = base mounting 3 = printed-circuit board				<input type="checkbox"/>										
Module type	A = contact module B = LED module C = LED test module D = support terminal E = AS-Interface module G = electronic module for ID key-operated switch					<input type="checkbox"/>									
Function/voltage	e.g. B = 24 V AC/DC						<input type="checkbox"/>								
Color	e.g. 10 = black, 20 = red							<input type="checkbox"/>	<input type="checkbox"/>						
Connection method	1 = screw terminals 2 = screw terminals + insulation piercing method 3 = spring-type terminals 4 = spring-type terminals + insulation piercing method 5 = socket terminals									<input type="checkbox"/>					
Module equipment incl. contact material	e.g. A = none B = 1 NO contact, silver C = 1 NC contact, silver										<input type="checkbox"/>				
Marking	A = none											<input type="checkbox"/>			
Ambient condition	0 = standard, 1 = ATEX												<input type="checkbox"/>		
<b>Example</b>	<b>3SU1</b>	<b>4</b>	<b>0</b>	<b>0</b>	<b>-</b>	<b>1</b>	<b>A</b>	<b>A</b>	<b>1</b>	<b>0</b>	<b>-</b>	<b>1</b>	<b>B</b>	<b>A</b>	<b>0</b>

#### Holders

Digit of the Article No.	1 <sup>st</sup> - 4 <sup>th</sup>	5 <sup>th</sup>	6 <sup>th</sup>	7 <sup>th</sup>	8 <sup>th</sup>	9 <sup>th</sup>	10 <sup>th</sup>	11 <sup>th</sup>	12 <sup>th</sup>	13 <sup>th</sup>	14 <sup>th</sup>	15 <sup>th</sup>	16 <sup>th</sup>		
	<input type="checkbox"/> <input type="checkbox"/> <input type="checkbox"/> <input type="checkbox"/>	<input type="checkbox"/>	<input type="checkbox"/>	<input type="checkbox"/>	-	<input type="checkbox"/>	<input type="checkbox"/>	<input type="checkbox"/>	<input type="checkbox"/>	-	<input type="checkbox"/>	<input type="checkbox"/>	<input type="checkbox"/>		
<b>SIRIUS ACT pushbuttons and indicator lights</b>	<b>3SU1</b>														
Device type	5 = holder		<b>5</b>												
Material (front ring)	0 = plastic, black 5 = metal, shiny		<input type="checkbox"/>												
Illumination	0 = non-illuminated 1 = illuminated			<input type="checkbox"/>											
Type of mounting	0 = none 1 = front plate mounting				<input type="checkbox"/>										
Holder type	A = 3x A B = 4x B					<input type="checkbox"/>									
Function/voltage	A = none G = 6 ... 24 V AC/DC						<input type="checkbox"/>								
Color	e.g. 10 = black, 20 = red							<input type="checkbox"/>	<input type="checkbox"/>						
Connection method	0 = none 1 = screw terminals									<input type="checkbox"/>					
Module equipment incl. contact material and slot	e.g. A = none B = 1 NO contact, silver C = 1 NC contact, silver										<input type="checkbox"/>				
Marking	A = none											<input type="checkbox"/>			
Ambient condition	0 = standard, 1 = ATEX												<input type="checkbox"/>		
<b>Example</b>	<b>3SU1</b>	<b>5</b>	<b>0</b>	<b>0</b>	<b>-</b>	<b>0</b>	<b>A</b>	<b>A</b>	<b>1</b>	<b>0</b>	<b>-</b>	<b>0</b>	<b>A</b>	<b>A</b>	<b>0</b>

#### Note:

The Article No. scheme is presented here merely for information purposes and for better understanding of the logic behind the article numbers.

For your orders, please use the article numbers quoted in the Catalog in the Selection and ordering data.

## SIRIUS ACT Pushbuttons and Indicator Lights

## General data

## Enclosures

Digit of the Article No.	1 <sup>st</sup> - 4 <sup>th</sup>	5 <sup>th</sup>	6 <sup>th</sup>	7 <sup>th</sup>	8 <sup>th</sup>	9 <sup>th</sup>	10 <sup>th</sup>	11 <sup>th</sup>	12 <sup>th</sup>	13 <sup>th</sup>	14 <sup>th</sup>	15 <sup>th</sup>	16 <sup>th</sup>		
	□□□□	□	□	□	-	□	□	□	□	□	-	□	□		
<b>SIRIUS ACT pushbuttons and indicator lights</b>	<b>3SU1</b>														
Device type	8 = enclosure														
Material (enclosure/front ring)	0 = plastic, black plastic 5 = metal, shiny metal		□												
Number of command points	1 = 1 command point ... 6 = 6 command points		□												
Type of enclosure	0 = surface-mounted 1 = 4-position selector and coordinate switch 2 = palm switch 3 = two-hand operation console				□										
Equipment	e.g. command point, inscription, module						□	□							
Communication capability	0 = none 1 = AS-i								□						
Ambient condition	0 = standard 1 = ATEX								□						
Mounting/connection of modules	0 = none 1 = front plate mounting, screw terminals 2 = base mounting, screw terminals 3 = base mounting, spring-type terminals										□				
Cable exit from enclosure	A = none G = direct entry of AS-i flat cable at top/on right H = ASi insulation piercing method at top/on right												□		
Design of enclosure top	A = command point in center B = with recess for labeling plate C = with protective collar D = 4 additional holes (two-hand operation console) E = 8 additional premachined breaking points (two-hand operation console)												□		
Color of enclosure top	1 = gray 2 = yellow												□		
<b>Example</b>	<b>3SU1</b>	<b>8</b>	<b>0</b>	<b>1</b>	<b>-</b>	<b>0</b>	<b>A</b>	<b>A</b>	<b>0</b>	<b>0</b>	<b>-</b>	<b>0</b>	<b>A</b>	<b>A</b>	<b>2</b>

## Accessories

Digit of the Article No.	1 <sup>st</sup> - 4 <sup>th</sup>	5 <sup>th</sup>	6 <sup>th</sup>	7 <sup>th</sup>	8 <sup>th</sup>	9 <sup>th</sup>	10 <sup>th</sup>	11 <sup>th</sup>	12 <sup>th</sup>	13 <sup>th</sup>	14 <sup>th</sup>	15 <sup>th</sup>	16 <sup>th</sup>
	□□□□	□	□	□	-	□	□	□	□	□	-	□	□
<b>SIRIUS ACT pushbuttons and indicator lights</b>	<b>3SU1</b>												
Device type	9 = accessories												
Material	0 = plastic, black 3 = metal/plastic 5 = metal, shiny 6 = metal, matte		□										
Illumination	0 = non-illuminated 1 = illuminated		□										
Type of accessory (labels, protection, actuator, enclosure)	e.g. 0AB = insert label				□	□	□						
Color	e.g. 10 = black, 20 = red								□	□			
Marking	e.g. 0AA = none 0AB = ON 0AT = EMERGENCY STOP										□	□	□
Ambient condition	0 = standard 1 = ATEX												□
<b>Example</b>	<b>3SU1</b>	<b>9</b>	<b>0</b>	<b>0</b>	<b>0</b>	<b>A</b>	<b>B</b>	<b>7</b>	<b>1</b>	<b>0</b>	<b>A</b>	<b>B</b>	<b>0</b>

## Note:

The Article No. scheme is presented here merely for information purposes and for better understanding of the logic behind the article numbers.

For your orders, please use the article numbers quoted in the Catalog in the Selection and ordering data.

## SIRIUS ACT Pushbuttons and Indicator Lights

### General data

#### Benefits

##### Highlights of SIRIUS ACT

###### Design

- Improved look of the system
- Combination of design and functionality

###### Easy handling

- Self-explanatory and fast installation
- One-handed installation
- Components can be mounted with holder removed
- No special tools required, simple size 2 screwdriver (cross-tip DIN ISO 87641PZD1, flat-head DIN ISO 2380-1 A/B 1x4.5) is sufficient
- Simple geometry for mounting holes

###### Ruggedness

- Media resistance
- Suitable for use in extreme environments
- Design stability according to use

###### Communication

- Connection to the most commonly used communication systems (PROFINET, AS-Interface, IO-Link)
- Can be integrated easily via the TIA Portal

#### Application

##### Environmental conditions

The pushbuttons and indicator lights are climate-proof (KTW 24) and suitable for standard industrial applications and operation in marine applications.

##### "Intrinsic safety" type of protection EEx i according to ATEX directive 94/9/EC

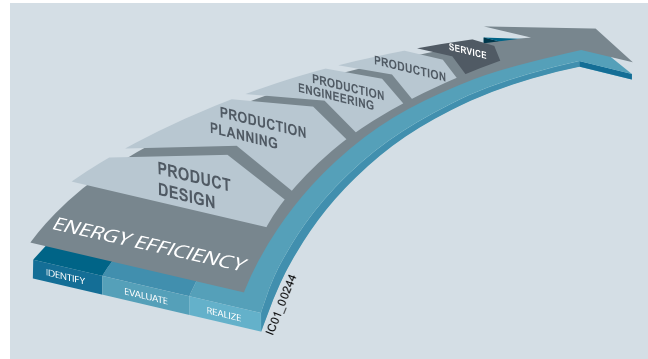
The pushbuttons and indicator lights can also be used in hazardous areas. Special versions of the 3SU1400 contact modules and 3SU1401 LED modules (only with screw terminals).

Explosion protection category for dust:  
II 2D Ex tb IIIC T120°C Db

##### Safety EMERGENCY STOP pushbuttons according to ISO 13850

For controls according to IEC 60204-1 or EN 60204-1, the SIRIUS ACT mushroom pushbuttons are suitable for use as safety EMERGENCY STOP pushbuttons.

##### Advantages through energy efficiency



Energy management in industry

Overview of the energy management process

We offer you a unique portfolio for industrial energy management, using an energy management system that helps to optimally define your energy needs. We split up our industrial energy management into three phases – identify, evaluate, and realize – and we support you with the appropriate hardware and software solutions in every process phase.

The innovative products of the SIRIUS industrial controls portfolio can also make a substantial contribution to a plant's energy efficiency (see [www.siemens.com/sirius/energysaving](http://www.siemens.com/sirius/energysaving)).

SIRIUS ACT pushbuttons and indicator lights contribute to energy efficiency throughout the plant as follows:

- Lower power consumption by means of LED technology
- Long service life

##### Safety circuits

The IEC 60947-5-1 and EN 60947-5-1 standards require positive opening. This means that for the purposes of personal safety, the assured opening of NC contacts is expressly stipulated for the electrical equipment of machines in all safety circuits and marked according to IEC 60947-5-1 with the symbol (☉).

Category 4 according to EN ISO 13849-1 can be attained with the EMERGENCY STOP mushroom pushbuttons if the corresponding fail-safe evaluation units are selected and correctly installed, e.g. the 3SK11 safety relays, the 3RK3 Modular Safety System (see [Catalog IC 10, Chapter 11, "Safety Technology"](#)) or matching units from the ASIsafe, SIMATIC or SINUMERIK product ranges.

The SIRIUS ACT pushbuttons and indicator lights can be connected to the AS-Interface communication system quickly and safely.

The following solutions are available:

- AS-Interface module
- AS-Interface module in safety-related version for EMERGENCY STOP mushroom pushbutton
- Ready-fitted AS-Interface enclosures with 1 to 6 command points

##### IO-Link

The SIRIUS ACT pushbuttons and indicator lights can be connected to IO-Link quickly and safely. The connection is made via a special IO-Link-module.

## SIRIUS ACT Pushbuttons and Indicator Lights

## General data

## Technical specifications

Type	3SU1..0-AA 3SU1..0-JA	3SU1..1-AA 3SU1..1-JA	3SU1..0-AB 3SU1..0-BB 3SU1..0-CB 3SU1..0-DB 3SU1..0-JB	3SU1..1-AB 3SU1..1-BB 3SU1..1-JB	3SU1..0-HC
Product version	<b>Pushbutton</b>				
Operating principle of actuating element	Latching		Momentary contact		Momentary contact, latching
Optional expansion of product by light source	No	Yes	No	Yes	No
Mechanical endurance (operating cycles) typical	1 000 000		10 000 000	3 000 000	1 000 000
Switching frequency maximum	1/h	1 800	3 600		1 800
Shock resistance for devices without incandescent lamp acc. to IEC 60068-2-27	11 ms, 50 g, half-sine				
Vibration resistance acc. to IEC 60068-2-6	20 ... 500 Hz: 5 g				
IP degree of protection	IP66, IP67, IP69K				
Climate class in operation acc. to EN 60721	3K6, 3C3, 3S2, 3M6				
Ambient temperature					
• During operation	°C	-25 ... +70			
• During storage	°C	-40 ... +80			

Type	3SU1.00-AA	3SU1.00-BA 3SU1.00-CA 3SU1.30-AA 3SU1.30-BA 3SU1.50-AA 3SU1.50-BA 3SU1.50-CA	3SU1.50-EA	3SU1.01-AA 3SU1.01-BA 3SU1.51-AA 3SU1.51-BA 3SU1.51-CA	3SU1.00-AD 3SU1.00-BD 3SU1.00-CD 3SU1.30-AD 3SU1.30-BD 3SU1.50-AD 3SU1.50-BD 3SU1.50-CD	3SU1.50-ED	3SU1.01-AD 3SU1.01-BD 3SU1.31-AD 3SU1.31-BD
Product version	<b>Mushroom pushbutton</b>						
Operating principle of actuating element	Latching			Momentary contact			
Optional expansion of product by light source	No		Yes	No		Yes	
Mechanical endurance (operating cycles) typical	500 000		300 000	500 000	10 000 000	300 000	3 000 000
Switching frequency maximum	1/h	3 600	1 800	3 600		1 800	3 600
Shock resistance for devices without incandescent lamp acc. to IEC 60068-2-27	11 ms, 50 g, half-sine						
Vibration resistance acc. to IEC 60068-2-6	20 ... 500 Hz: 5 g						
IP degree of protection	IP66, IP67, IP69K						
Climate class in operation acc. to EN 60721	3K6, 3C3, 3S2, 3M6						
Ambient temperature							
• During operation	°C	-25 ... +70					
• During storage	°C	-40 ... +80					

Type	3SU1...-N	3SU1...-L	3SU1...-J	3SU1...-H	3SU1...-G	
Product version	<b>EMERGENCY STOP mushroom pushbutton</b>					
Mechanical endurance (operating cycles) typical	300 000					
Switching frequency maximum	1/h	600				
Shock resistance for devices without incandescent lamp acc. to IEC 60068-2-27	11 ms, 50 g, half-sine					
Vibration resistance acc. to IEC 60068-2-6	2 ... 500 Hz: 5 g					
IP degree of protection	IP66, IP67, IP69K					
Climate class in operation acc. to EN 60721	3K6, 3C3, 3S2, 3M6					
Ambient temperature						
• During operation	°C	-25 ... 70				
• During storage	°C	-40 ... 80				

## SIRIUS ACT Pushbuttons and Indicator Lights




## General data




Type	3SU1...-2A	3SU1...-2B 3SU1...-2C 3SU1...-2D 3SU1...-2E	3SU1...-3E	3SU1...-4B 3SU1...-4C 3SU1...-4D 3SU1...-4F 3SU1...-4G 3SU1...-4H 3SU1...-4J 3SU1...-4L	3SU1...-5B 3SU1...-5H 3SU1...-5J 3SU1...-5K 3SU1...-5L 3SU1...-5P 3SU1...-5Q 3SU1...-5R 3SU1...-5S 3SU1...-5T 3SU1...-5X	3SU1...-7A 3SU1...-7B
Product version	Rotary knob	Selector switch	Toggle switch	Key-operated switch		Coordinate switch
<b>Mechanical endurance (operating cycles) typical</b>	1 000 000					250 000
<b>Switching frequency maximum</b>	1/h	1 800				3 600
<b>Shock resistance for devices without incandescent lamp</b> acc. to IEC 60068-2-27	11 ms, 50 g, half-sine					
<b>Vibration resistance</b> acc. to IEC 60068-2-6	10 ... 500 Hz: 5 g					
<b>IP degree of protection</b>	IP66, IP67, IP69K					IP65, IP67
<b>Ambient temperature</b>						
• During operation	°C	-25 ... +70				
• During storage	°C	-40 ... +80				

Type	3SU1400-.....-1	3SU1400-.....-3	3SU1400-.....-5
Product version	Contact module		
<b>Insulation voltage rated value</b>	V	500	
<b>Pollution degree</b>	3		
<b>Impulse withstand voltage rated value</b>	kV	6	
<b>Operational voltage type</b>	AC/DC		
<b>Operational voltage</b>			
• At AC			
- Rated value	V	5 ... 500	
• At DC			
- Rated value	V	5 ... 500	
<b>Thermal current</b>	A	10	
<b>Operational current, rated value</b>			
• At AC-12			
- At 24 V	A	10	
- At 230 V	A	10	
- At 500 V	A	10	
• At AC-15			
- At 24 V	A	6	
- At 230 V	A	6	
- At 400 V	A	3	
- At 500 V	A	1.4	
• At DC-12			
- At 24 V	A	10	
- At 48 V	A	5	
- At 110 V	A	2.5	
- At 230 V	A	1	
- At 400 V	A	0.3	
- At 500 V	A	0.2	
• At DC-13			
- At 24 V	A	3	
- At 48 V	A	1.5	
- At 110 V	A	0.7	
- At 230 V	A	0.3	
- At 400 V	A	0.1	
- At 500 V	A	0.07	
<b>Contact reliability</b>	One contact failure per 100 million switching operations (17 V, 5 mA), One contact failure per 10 million switching operations (5 V, 1 mA)		
<b>Mechanical endurance (operating cycles) typical</b>	10 000 000		
<b>Switching frequency maximum</b>	1/s	1	

## SIRIUS ACT Pushbuttons and Indicator Lights

## General data

Type		3SU1400-.....-1	3SU1400-.....-3	3SU1400-.....-5
Product version		<b>Contact module</b>		
<b>Fuse link version required for short-circuit protection of the auxiliary switch with type of coordination 1</b>		gG / Dz 10 A, quick-response / Dz 16 A		
<b>Continuous current of miniature circuit breaker C characteristic</b>	A	10		
<b>Vibration resistance</b> acc. to IEC 60068-2-6		2 ... 500 Hz: 5 g		
<b>Shock resistance for devices without incandescent lamp</b> acc. to IEC 60068-2-27		11 ms, 50 g, half-sine		
<b>Climate class in operation</b> acc. to EN 60721		3K6, 3C3, 3S2, 3M6		
<b>Ambient temperature</b>				
• During operation	°C	-25 ... +70		
• During storage	°C	-40 ... +80		
<b>IP degree of protection</b>				
• of the enclosure		IP40		
• of the terminal		IP20		
<b>Type of electrical connection</b>		<b>Screw terminals</b> 	<b>Spring-type terminals</b> 	<b>Socket terminals (THT)</b> 
<b>Type of connectable conductor cross-sections</b>				
• For auxiliary contacts				
- Solid		2 x (1.0 .. 1.5 mm <sup>2</sup> )	2 x (0.25 .. 1.5 mm <sup>2</sup> )	0.8 mm x 0.8 mm x 4 mm
- With end sleeves		2 x (0.5 .. 0.75 mm <sup>2</sup> )		--
- Finely stranded				
- Without end sleeves		2 x (0.5 .. 0.75 mm <sup>2</sup> )	2 x (0.25 .. 1.5 mm <sup>2</sup> )	--
- With end sleeves		2 x (0.5 .. 1.5 mm <sup>2</sup> )	2 x (0.25 .. 0.75 mm <sup>2</sup> )	--
• For AWG cables for auxiliary contacts		2 x (18 ... 14)	2 x (24 ... 16)	--
<b>Tightening torque</b>				
• For screw terminals	Nm	0.8 ... 0.9	--	


Type		3SU1401-.....-1	3SU1401-.....-3	3SU1401-.....-5
Product version		<b>LED module</b>		
<b>Light source integrated in product</b>		Yes		
<b>Type of light source</b>		LED		
<b>Insulation voltage rated value</b>	V	320		
<b>Pollution degree</b>		3		
<b>Impulse withstand voltage rated value</b>	kV	4		
<b>Operating time typical</b>	h	100 000		
<b>Vibration resistance</b> acc. to IEC 60068-2-6		2 ... 500 Hz: 5 g		
<b>Shock resistance for devices without incandescent lamp</b> acc. to IEC 60068-2-27		11 ms, 50 g, half-sine		
<b>Climate class in operation</b> acc. to EN 60721		3K6, 3C3, 3S2, 3M6		
<b>Ambient temperature</b>				
• During operation	°C	-25 ... +70		
• During storage	°C	-40 ... +80		
<b>IP degree of protection of the terminal</b>		IP20		
<b>Type of electrical connection</b>		<b>Screw terminals</b> 	<b>Spring-type terminals</b> 	<b>Socket terminals (THT)</b> 

# SIRIUS ACT Pushbuttons and Indicator Lights

## Actuators and Indicators, 22 mm, Round, Plastic, Black Complete Units


### Pushbuttons

#### Selection and ordering data

Supply voltage for light source		Color	Number of NO contacts	Number of NC contacts	DT	Screw terminals 	PU (UNIT, SET, M)	PS*	PG
At AC	At DC								
V	V					Article No.	Price per PU		


#### Pushbuttons

##### Pushbuttons with flat button, momentary contact

	--	--	Black	1	0	A	<b>3SU1100-0AB10-1BA0</b>	1	1 unit	41J
				0	1	A	<b>3SU1100-0AB10-1CA0</b>	1	1 unit	41J
			Red	1	0	A	<b>3SU1100-0AB20-1BA0</b>	1	1 unit	41J
				0	1	A	<b>3SU1100-0AB20-1CA0</b>	1	1 unit	41J
			Yellow	1	0	B	<b>3SU1100-0AB30-1BA0</b>	1	1 unit	41J
			Green	1	0	A	<b>3SU1100-0AB40-1BA0</b>	1	1 unit	41J
			Blue	1	0	A	<b>3SU1100-0AB50-1BA0</b>	1	1 unit	41J
			White	1	0	A	<b>3SU1100-0AB60-1BA0</b>	1	1 unit	41J
		Clear	1	0	B	<b>3SU1100-0AB70-1BA0</b>	1	1 unit	41J	


3SU1100-0AB40-1BA0

##### Pushbuttons with raised button, momentary contact


	--	--	Black	0	1	B	<b>3SU1100-0BB10-1CA0</b>	1	1 unit	41J
			Red	0	1	B	<b>3SU1100-0BB20-1CA0</b>	1	1 unit	41J
			Blue	1	0	B	<b>3SU1100-0BB50-1BA0</b>	1	1 unit	41J

3SU1100-0BB20-1CA0

##### Illuminated pushbuttons with flat button, momentary contact with integrated LED

	24	24	Red	1	0	B	<b>3SU1102-0AB20-1BA0</b>	1	1 unit	41J
				0	1	A	<b>3SU1102-0AB20-1CA0</b>	1	1 unit	41J
			Yellow	1	0	A	<b>3SU1102-0AB30-1BA0</b>	1	1 unit	41J
			Green	1	0	A	<b>3SU1102-0AB40-1BA0</b>	1	1 unit	41J
			Blue	1	0	A	<b>3SU1102-0AB50-1BA0</b>	1	1 unit	41J
			White	1	0	A	<b>3SU1102-0AB60-1BA0</b>	1	1 unit	41J
			Clear	1	0	A	<b>3SU1102-0AB70-1BA0</b>	1	1 unit	41J

3SU1102-0AB40-1BA0

	110	--	Red	0	1	B	<b>3SU1103-0AB20-1CA0</b>	1	1 unit	41J
			Yellow	1	0	B	<b>3SU1103-0AB30-1BA0</b>	1	1 unit	41J
			Green	1	0	B	<b>3SU1103-0AB40-1BA0</b>	1	1 unit	41J
			Blue	1	0	B	<b>3SU1103-0AB50-1BA0</b>	1	1 unit	41J
			White	1	0	B	<b>3SU1103-0AB60-1BA0</b>	1	1 unit	41J
			Clear	1	0	B	<b>3SU1103-0AB70-1BA0</b>	1	1 unit	41J


3SU1103-0AB20-1CA0



## SIRIUS ACT Pushbuttons and Indicator Lights

### Actuators and Indicators, 22 mm, Round, Plastic, Black Complete Units

#### Pushbuttons

Supply voltage for light source		Color	Number of NO contacts	Number of NC contacts	DT	Screw terminals 	PU (UNIT, SET, M)	PS*	PG
At AC	At DC								
V	V					Article No.	Price per PU		

#### Pushbuttons

##### Illuminated pushbuttons with flat button, momentary contact with integrated LED



230	--	Red	0	1	B	<b>3SU1106-0AB20-1CA0</b>	1	1 unit	41J
		Yellow	1	0	B	<b>3SU1106-0AB30-1BA0</b>	1	1 unit	41J
		Green	1	0	B	<b>3SU1106-0AB40-1BA0</b>	1	1 unit	41J
		Blue	1	0	B	<b>3SU1106-0AB50-1BA0</b>	1	1 unit	41J
		White	1	0	B	<b>3SU1106-0AB60-1BA0</b>	1	1 unit	41J
		Clear	1	0	B	<b>3SU1106-0AB70-1BA0</b>	1	1 unit	41J

3SU1106-0AB40-1BA0

##### Spring-type terminals

##### Pushbuttons with flat button, momentary contact



--	--	Black	1	0	B	<b>3SU1100-0AB10-3BA0</b>	1	1 unit	41J
			0	1	B	<b>3SU1100-0AB10-3CA0</b>	1	1 unit	41J
		Red	0	1	B	<b>3SU1100-0AB20-3CA0</b>	1	1 unit	41J
		Yellow	1	0	B	<b>3SU1100-0AB30-3BA0</b>	1	1 unit	41J
		Green	1	0	B	<b>3SU1100-0AB40-3BA0</b>	1	1 unit	41J
		Blue	1	0	B	<b>3SU1100-0AB50-3BA0</b>	1	1 unit	41J
		White	1	0	B	<b>3SU1100-0AB60-3BA0</b>	1	1 unit	41J

3SU1100-0AB30-3BA0

##### Illuminated pushbuttons with flat button, momentary contact with integrated LED



24	24	Red	0	1	B	<b>3SU1102-0AB20-3CA0</b>	1	1 unit	41J
		Yellow	1	0	B	<b>3SU1102-0AB30-3BA0</b>	1	1 unit	41J
		Green	1	0	B	<b>3SU1102-0AB40-3BA0</b>	1	1 unit	41J
		Blue	1	0	B	<b>3SU1102-0AB50-3BA0</b>	1	1 unit	41J
		White	1	0	B	<b>3SU1102-0AB60-3BA0</b>	1	1 unit	41J
		Clear	1	0	B	<b>3SU1102-0AB70-3BA0</b>	1	1 unit	41J

3SU1102-0AB20-3CA0

110	--	Red	0	1	B	<b>3SU1103-0AB20-3CA0</b>	1	1 unit	41J
		Green	1	0	B	<b>3SU1103-0AB40-3BA0</b>	1	1 unit	41J
		White	1	0	B	<b>3SU1103-0AB60-3BA0</b>	1	1 unit	41J
		Clear	1	0	B	<b>3SU1103-0AB70-3BA0</b>	1	1 unit	41J


230	--	Red	0	1	B	<b>3SU1106-0AB20-3CA0</b>	1	1 unit	41J
		Green	1	0	B	<b>3SU1106-0AB40-3BA0</b>	1	1 unit	41J
		White	1	0	B	<b>3SU1106-0AB60-3BA0</b>	1	1 unit	41J
		Clear	1	0	B	<b>3SU1106-0AB70-3BA0</b>	1	1 unit	41J

## SIRIUS ACT Pushbuttons and Indicator Lights

Actuators and Indicators, 22 mm, Round, Plastic, Black  
Complete Units

### Mushroom pushbuttons / EMERGENCY STOP mushroom pushbuttons


#### Selection and ordering data

Unlatching method	Number of NO contacts	Number of NC contacts	DT	Screw terminals 	PU (UNIT, SET, M)	PS*	PG
				Article No.	Price per PU		

#### Mushroom pushbuttons

##### With red mushroom, diameter 40 mm, latching


Pull to unlatch	0	1	B	<b>3SU1100-1BA20-1CA0</b>	1	1 unit	41J
-----------------	---	---	---	---------------------------	---	--------	-----

				Spring-type terminals 			
Pull to unlatch	0	1	B	<b>3SU1100-1BA20-3CA0</b>	1	1 unit	41J



3SU1100-1BA20-3CA0

#### Selection and ordering data

Unlatching method	Number of NO contacts	Number of NC contacts	Marking	DT	Screw terminals 	PU (UNIT, SET, M)	PS*	PG
				Article No.	Price per PU			

#### EMERGENCY STOP mushroom pushbuttons, tamper-proof, in accordance with ISO 13850 and IEC 60947-5-5

##### With red mushroom, diameter 40 mm, with positive latching

Pull to unlatch	0	1	NOT-HALT 	B	<b>3SU1100-1HA20-1CH0</b>	1	1 unit	41J
-----------------	---	---	--	---	---------------------------	---	--------	-----

Rotate to unlatch	0	1	None 	B	<b>3SU1100-1HB20-1CF0</b>	1	1 unit	41J
-------------------	---	---	--	---	---------------------------	---	--------	-----

	0	1	EMERGENCY STOP 	B	<b>3SU1100-1HB20-1CG0</b>	1	1 unit	41J
--	---	---	--	---	---------------------------	---	--------	-----

	0	1	NOT-HALT 	A	<b>3SU1100-1HB20-1CH0</b>	1	1 unit	41J
--	---	---	--	---	---------------------------	---	--------	-----

	0	1	ARRET D'URGENCE 	B	<b>3SU1100-1HB20-1CJ0</b>	1	1 unit	41J
--	---	---	---	---	---------------------------	---	--------	-----

				Spring-type terminals 				
Rotate to unlatch	0	1	NOT-HALT 	B	<b>3SU1100-1HB20-3CH0</b>	1	1 unit	41J

--	--	--	--	--	--	--	--	--

--	--	--	--	--	--	--	--	--

--	--	--	--	--	--	--	--	--

--	--	--	--	--	--	--	--	--

--	--	--	--	--	--	--	--	--

--	--	--	--	--	--	--	--	--

--	--	--	--	--	--	--	--	--

--	--	--	--	--	--	--	--	--

--	--	--	--	--	--	--	--	--

--	--	--	--	--	--	--	--	--

--	--	--	--	--	--	--	--	--

--	--	--	--	--	--	--	--	--

--	--	--	--	--	--	--	--	--

--	--	--	--	--	--	--	--	--

--	--	--	--	--	--	--	--	--

--	--	--	--	--	--	--	--	--

--	--	--	--	--	--	--	--	--

--	--	--	--	--	--	--	--	--

--	--	--	--	--	--	--	--	--

--	--	--	--	--	--	--	--	--

--	--	--	--	--	--	--	--	--

--	--	--	--	--	--	--	--	--

--	--	--	--	--	--	--	--	--

--	--	--	--	--	--	--	--	--




3SU1100-1HA20-1CH0



3SU1100-1HB20-1CH0



3SU1100-1HB20-3CH0


 Positive opening according to IEC 60947-5-1, Appendix K.  
Can be used with 3SK11 safety relays or the 3RK3 Modular Safety System;  
see Catalog IC 10, Chapter 11, "Safety Technology".  
Certificate:

## SIRIUS ACT Pushbuttons and Indicator Lights

### Actuators and Indicators, 22 mm, Round, Plastic, Black Complete Units


#### Selector switches

#### Selection and ordering data

Operating principle	Supply voltage	Number of NO contacts	Number of NC contacts	DT	Screw terminals		PU (UNIT, SET, M)	PS*	PG
	V				Article No.	Price per PU			

#### Selector switches

##### Short black actuator, 2 switch positions, can be illuminated, white

Latching, 90°	--	1	0	A	<b>3SU1100-2BF60-1BA0</b>		1	1 unit	41J
	--	1	1	A	<b>3SU1100-2BF60-1MA0</b>		1	1 unit	41J
	--	1	0	B	<b>3SU1103-2BF60-1BA0</b>		1	1 unit	41J

##### Short black actuator, 3 switch positions, can be illuminated, white



Momentary contact, 2x45°, reset from left + right	--	2	0	A	<b>3SU1100-2BM60-1NA0</b>		1	1 unit	41J
---	----	---	---	---	---------------------------	--	---	--------	-----



Latching, 2x45°	--	2	0	A	<b>3SU1100-2BL60-1NA0</b>		1	1 unit	41J
-----------------	----	---	---	---	---------------------------	--	---	--------	-----



##### Short black actuator, 2 switch positions, can be illuminated, white

					Spring-type terminals				
Latching, 90°	--	1	0	B	<b>3SU1100-2BF60-3BA0</b>		1	1 unit	41J
	--	1	1	B	<b>3SU1100-2BF60-3MA0</b>		1	1 unit	41J

##### Short black actuator, 3 switch positions, can be illuminated, white

Momentary contact, 2x45°, reset from left + right	--	2	0	B	<b>3SU1100-2BM60-3NA0</b>		1	1 unit	41J
---	----	---	---	---	---------------------------	--	---	--------	-----



Latching, 2x45°	--	2	0	B	<b>3SU1100-2BL60-3NA0</b>		1	1 unit	41J
-----------------	----	---	---	---	---------------------------	--	---	--------	-----



3SU1100-2BF60-1BA0




3SU1100-2BL60-3NA0

## SIRIUS ACT Pushbuttons and Indicator Lights

Actuators and Indicators, 22 mm, Round, Plastic, Black  
Complete Units

### Key-operated switches

#### Selection and ordering data

Operating principle	Switch position for key removal	Number of NO contacts	Number of NC contacts	DT	Screw terminals 	PU (UNIT, SET, M)	PS*	PG
					Article No.	Price per PU		

#### Key-operated switches with 2 keys

##### With Ronis lock, SB30, 2 switch positions (O+I)

Latching, 90°  
(10:30/1:30 o'clock)



O+I      1      0      A      **3SU1100-4BF11-1BA0**      1      1 unit      41J

##### With Ronis lock, SB30, 3 switch positions (I+O+II)

Latching, 2x45°  
(10:30/1:30 o'clock)




O+I+II      2      0      B      **3SU1100-4BL11-1NA0**      1      1 unit      41J

##### With Ronis lock, SB30, 2 switch positions (O+I)

Latching, 90°  
(10:30/1:30 o'clock)



O+I      1      0      B      **3SU1100-4BF11-3BA0**       1      1 unit      41J



3SU1100-4BF11-1BA0



3SU1100-4BF11-3BA0

## SIRIUS ACT Pushbuttons and Indicator Lights

### Actuators and Indicators, 22 mm, Round, Plastic, Black Complete Units


#### Indicator lights

#### Selection and ordering data


Operational voltage		Color		DT	Screw terminals	PU (UNIT, SET, M)	PS*	PG
At AC, rated value	At DC, rated value	Of actuating element	Of light source					
V					Article No.	Price per PU		

#### Indicator lights


#### With smooth lens and integrated LED

	24	24	Red	Red	A	<b>3SU1102-6AA20-1AA0</b>	1	1 unit	41J
			Yellow	Yellow	A	<b>3SU1102-6AA30-1AA0</b>	1	1 unit	41J
			Green	Green	A	<b>3SU1102-6AA40-1AA0</b>	1	1 unit	41J
			Blue	Blue	A	<b>3SU1102-6AA50-1AA0</b>	1	1 unit	41J
			White	White	A	<b>3SU1102-6AA60-1AA0</b>	1	1 unit	41J
			Clear	White	A	<b>3SU1102-6AA70-1AA0</b>	1	1 unit	41J


3SU1102-6AA30-1AA0

	110	--	Amber	Amber	B	<b>3SU1103-6AA00-1AA0</b>	1	1 unit	41J
			Red	Red	A	<b>3SU1103-6AA20-1AA0</b>	1	1 unit	41J
			Yellow	Yellow	A	<b>3SU1103-6AA30-1AA0</b>	1	1 unit	41J
			Green	Green	A	<b>3SU1103-6AA40-1AA0</b>	1	1 unit	41J
			Blue	Blue	B	<b>3SU1103-6AA50-1AA0</b>	1	1 unit	41J
			White	White	A	<b>3SU1103-6AA60-1AA0</b>	1	1 unit	41J
			Clear	White	B	<b>3SU1103-6AA70-1AA0</b>	1	1 unit	41J


3SU1103-6AA00-1AA0

	230	--	Amber	Amber	B	<b>3SU1106-6AA00-1AA0</b>	1	1 unit	41J
			Red	Red	A	<b>3SU1106-6AA20-1AA0</b>	1	1 unit	41J
			Yellow	Yellow	A	<b>3SU1106-6AA30-1AA0</b>	1	1 unit	41J
			Green	Green	A	<b>3SU1106-6AA40-1AA0</b>	1	1 unit	41J
			Blue	Blue	B	<b>3SU1106-6AA50-1AA0</b>	1	1 unit	41J
			White	White	A	<b>3SU1106-6AA60-1AA0</b>	1	1 unit	41J
			Clear	White	B	<b>3SU1106-6AA70-1AA0</b>	1	1 unit	41J


3SU1106-6AA50-1AA0

					Spring-type terminals				
	24	24	Red	Red	B	<b>3SU1102-6AA20-3AA0</b>	1	1 unit	41J
			Yellow	Yellow	B	<b>3SU1102-6AA30-3AA0</b>	1	1 unit	41J
			Green	Green	B	<b>3SU1102-6AA40-3AA0</b>	1	1 unit	41J
			Blue	Blue	B	<b>3SU1102-6AA50-3AA0</b>	1	1 unit	41J
			White	White	B	<b>3SU1102-6AA60-3AA0</b>	1	1 unit	41J
			Clear	White	B	<b>3SU1102-6AA70-3AA0</b>	1	1 unit	41J

3SU1102-6AA20-3AA0

	110	--	Red	Red	B	<b>3SU1103-6AA20-3AA0</b>	1	1 unit	41J
			Yellow	Yellow	B	<b>3SU1103-6AA30-3AA0</b>	1	1 unit	41J
			Green	Green	B	<b>3SU1103-6AA40-3AA0</b>	1	1 unit	41J
			Blue	Blue	B	<b>3SU1103-6AA50-3AA0</b>	1	1 unit	41J
			White	White	B	<b>3SU1103-6AA60-3AA0</b>	1	1 unit	41J
			Clear	White	B	<b>3SU1103-6AA70-3AA0</b>	1	1 unit	41J

3SU1102-6AA40-3AA0

	230	--	Red	Red	B	<b>3SU1106-6AA20-3AA0</b>	1	1 unit	41J
			Yellow	Yellow	B	<b>3SU1106-6AA30-3AA0</b>	1	1 unit	41J
			Green	Green	B	<b>3SU1106-6AA40-3AA0</b>	1	1 unit	41J
			Blue	Blue	B	<b>3SU1106-6AA50-3AA0</b>	1	1 unit	41J
			White	White	B	<b>3SU1106-6AA60-3AA0</b>	1	1 unit	41J
			Clear	White	B	<b>3SU1106-6AA70-3AA0</b>	1	1 unit	41J

## SIRIUS ACT Pushbuttons and Indicator Lights

Actuators and Indicators, 22 mm, Round, Plastic, Black  
Compact Units

### Sensor switches / Pushbuttons with extended stroke

#### Selection and ordering data

Operating principle	Number of NO contacts	Number of NC contacts	Color	DT	M12 connector, 4-pin	PU (UNIT, SET, M)	PS*	PG
					Article No.	Price per PU		

#### Sensor switches



Whether integrated in the two-hand operation console or installed as a door opening contact, the capacitive sensor switch is suitable for many different applications in industrial environments.

The switch is actuated by simple contact with the hand or other part of the body (i.e. without the application of pressure). As a result, these switches are rugged, extremely durable and have the highest possible degree of protection (IP69K).

Without pressure 1 0 Black A

3SU1200-1SK10-2SA0

					<b>3SU1200-1SK10-2SA0</b>		1	1 unit	41J
--	--	--	--	--	---------------------------	--	---	--------	-----

#### Selection and ordering data

Version	Color	DT	Article No.	Price per PU	PU (UNIT, SET, M)	PS*	PG
---------	-------	----	-------------	--------------	-------------------	-----	----

#### Pushbuttons with extended stroke



#### Pushbuttons with flat button


Red  
Green

B  
B

**3SU1200-0EB20-0AA0**  
**3SU1200-0EB40-0AA0**

1 1 unit 41J  
1 1 unit 41J

3SU1200-0EB20-0AA0



#### Pushbuttons with raised button


Black

A

**3SU1200-0FB10-0AA0**

1 1 unit 41J

3SU1200-0FB10-0AA0



#### Illuminated pushbuttons with flat button

Red  
Clear

A  
A


**3SU1201-0EB20-0AA0**  
**3SU1201-0EB70-0AA0**

1 1 unit 41J  
1 1 unit 41J

3SU1201-0EB70-0AA0

Version	Material	Color	DT	Article No.	Price per PU	PU (UNIT, SET, M)	PS*	PG
---------	----------	-------	----	-------------	--------------	-------------------	-----	----

#### Accessories



#### Extension plungers

Plastic

Black

A

**3SU1900-0KG10-0AA0**

1 1 unit 41J

For compensation of the distance between the pushbutton and the unlatching button of an overload relay






## SIRIUS ACT Pushbuttons and Indicator Lights

### Actuators and Indicators, 22 mm, Round, Plastic, Black





#### Actuating and Signaling Elements

#### Pushbuttons

#### Selection and ordering data

Version of actuating element Front ring version	Operating principle Unlatching method	Color, marking	DT	Article No.	Price per PU	PU (UNIT, SET, M)	PS*	PG	
<b>Pushbuttons</b>									
 3SU1000-0AB20-0AD0	<b>Pushbuttons with flat button</b> Standard	Momentary contact	Black	A	3SU1000-0AB10-0AA0		1	1 unit	41J
			Black, "O"	B	3SU1000-0AB10-0AD0		1	1 unit	41J
			Red	A	3SU1000-0AB20-0AA0		1	1 unit	41J
			Red, "O"	A	3SU1000-0AB20-0AD0		1	1 unit	41J
			Yellow	A	3SU1000-0AB30-0AA0		1	1 unit	41J
			Green	A	3SU1000-0AB40-0AA0		1	1 unit	41J
			Green, "I"	A	3SU1000-0AB40-0AC0		1	1 unit	41J
			Blue	A	3SU1000-0AB50-0AA0		1	1 unit	41J
			Blue, "R"	B	3SU1000-0AB50-0AR0		1	1 unit	41J
			White	A	3SU1000-0AB60-0AA0		1	1 unit	41J
			White, "I"	B	3SU1000-0AB60-0AC0		1	1 unit	41J
			Clear	A	3SU1000-0AB70-0AA0		1	1 unit	41J
			Gray	B	3SU1000-0AB80-0AA0		1	1 unit	41J
 3SU1000-0AA30-0AA0	Latching Push to unlatch		Black	B	3SU1000-0AA10-0AA0		1	1 unit	41J
			Red	B	3SU1000-0AA20-0AA0		1	1 unit	41J
			Yellow	B	3SU1000-0AA30-0AA0		1	1 unit	41J
			Green	B	3SU1000-0AA40-0AA0		1	1 unit	41J
			Blue	B	3SU1000-0AA50-0AA0		1	1 unit	41J
			White	B	3SU1000-0AA60-0AA0		1	1 unit	41J
 3SU1000-0BB30-0AA0	<b>Pushbuttons with raised button</b> Standard	Momentary contact	Black	A	3SU1000-0BB10-0AA0		1	1 unit	41J
			Red	A	3SU1000-0BB20-0AA0		1	1 unit	41J
			Yellow	B	3SU1000-0BB30-0AA0		1	1 unit	41J
			Green	B	3SU1000-0BB40-0AA0		1	1 unit	41J
			Blue	B	3SU1000-0BB50-0AA0		1	1 unit	41J
			White	B	3SU1000-0BB60-0AA0		1	1 unit	41J
 3SU1000-0CB40-0AA0	<b>Pushbuttons with flat button</b> Raised	Momentary contact	Black	B	3SU1000-0CB10-0AA0		1	1 unit	41J
			Red	B	3SU1000-0CB20-0AA0		1	1 unit	41J
			Yellow	B	3SU1000-0CB30-0AA0		1	1 unit	41J
			Green	B	3SU1000-0CB40-0AA0		1	1 unit	41J
			Blue	B	3SU1000-0CB50-0AA0		1	1 unit	41J
			White	B	3SU1000-0CB60-0AA0		1	1 unit	41J
 3SU1000-0DB50-0AA0	<b>Pushbuttons with flat button</b> Raised, castellated	Momentary contact	Black	B	3SU1000-0DB10-0AA0		1	1 unit	41J
			Red	B	3SU1000-0DB20-0AA0		1	1 unit	41J
			Yellow	B	3SU1000-0DB30-0AA0		1	1 unit	41J
			Green	B	3SU1000-0DB40-0AA0		1	1 unit	41J
			Blue	B	3SU1000-0DB50-0AA0		1	1 unit	41J
			White	B	3SU1000-0DB60-0AA0		1	1 unit	41J

**SIRIUS ACT Pushbuttons and Indicator Lights**Actuators and Indicators, 22 mm, Round, Plastic, Black  
Actuating and Signaling Elements**Pushbuttons**

Version of actuating element Front ring version	Operating principle Unlatching method	Color	DT	Article No.	Price per PU	PU (UNIT, SET, M)	PS*	PG	
<b>Pushbuttons</b>									
 3SU1001-0AB40-0AA0	<b>Illuminated pushbuttons with flat button</b> Standard	Momentary contact	Amber	B	<b>3SU1001-0AB00-0AA0</b>		1	1 unit	41J
			Black	A	<b>3SU1001-0AB10-0AA0</b>		1	1 unit	41J
			Red	A	<b>3SU1001-0AB20-0AA0</b>		1	1 unit	41J
			Yellow	A	<b>3SU1001-0AB30-0AA0</b>		1	1 unit	41J
			Green	A	<b>3SU1001-0AB40-0AA0</b>		1	1 unit	41J
			Blue	A	<b>3SU1001-0AB50-0AA0</b>		1	1 unit	41J
			White	A	<b>3SU1001-0AB60-0AA0</b>		1	1 unit	41J
		Clear	A	<b>3SU1001-0AB70-0AA0</b>		1	1 unit	41J	
	 3SU1001-0AA20-0AA0	Latching	Red	B	<b>3SU1001-0AA20-0AA0</b>		1	1 unit	41J
		Push to unlatch	Yellow	B	<b>3SU1001-0AA30-0AA0</b>		1	1 unit	41J
			Green	A	<b>3SU1001-0AA40-0AA0</b>		1	1 unit	41J
			Blue	B	<b>3SU1001-0AA50-0AA0</b>		1	1 unit	41J
			White	B	<b>3SU1001-0AA60-0AA0</b>		1	1 unit	41J
Clear			B	<b>3SU1001-0AA70-0AA0</b>		1	1 unit	41J	
 3SU1001-0BB70-0AA0	<b>Illuminated pushbuttons with raised button</b> Standard	Momentary contact	Red	A	<b>3SU1001-0BB20-0AA0</b>		1	1 unit	41J
			Yellow	B	<b>3SU1001-0BB30-0AA0</b>		1	1 unit	41J
			Green	B	<b>3SU1001-0BB40-0AA0</b>		1	1 unit	41J
			Blue	B	<b>3SU1001-0BB50-0AA0</b>		1	1 unit	41J
			Clear	B	<b>3SU1001-0BB70-0AA0</b>		1	1 unit	41J
 3SU1001-0DB50-0AA0	<b>Illuminated pushbuttons with flat button</b> Raised, castellated	Momentary contact	Blue	B	<b>3SU1001-0DB50-0AA0</b>		1	1 unit	41J







## SIRIUS ACT Pushbuttons and Indicator Lights

### Actuators and Indicators, 22 mm, Round, Plastic, Black

#### Actuating and Signaling Elements

#### Twin pushbuttons

#### Selection and ordering data

Version of actuating element	Operating principle	Color	Marking	DT	Article No.	Price per PU	PU (UNIT, SET, M)	PS*	PG	
<b>Twin pushbuttons</b>										
	Twin pushbuttons flat, flat	Momentary contact	Green / Red	--	B	<b>3SU1000-3AB42-0AA0</b>		1	1 unit	41J
				"I" / "O"	A	<b>3SU1000-3AB42-0AK0</b>		1	1 unit	41J
			White / Black	--	B	<b>3SU1000-3AB61-0AA0</b>		1	1 unit	41J
				"I" / "O"	A	<b>3SU1000-3AB61-0AK0</b>		1	1 unit	41J
			White / White	--	B	<b>3SU1000-3AB66-0AA0</b>		1	1 unit	41J
				"-" / "+"	B	<b>3SU1000-3AB66-0AL0</b>		1	1 unit	41J
				Arrows, hor.	B	<b>3SU1000-3AB66-0AM0</b>		1	1 unit	41J
				Arrows, vert.	B	<b>3SU1000-3AB66-0AN0</b>		1	1 unit	41J
			Black / Black	--	B	<b>3SU1000-3AB11-0AA0</b>		1	1 unit	41J
				Symbol No. 5264 / 5265 (IEC 60417)	B	<b>3SU1000-3AB11-0AQ0</b>		1	1 unit	41J
	Twin pushbuttons flat, raised	Momentary contact	Green / Red	--	B	<b>3SU1000-3BB42-0AA0</b>		1	1 unit	41J
				"I" / "O"	A	<b>3SU1000-3BB42-0AK0</b>		1	1 unit	41J
			White / Black	--	B	<b>3SU1000-3BB61-0AA0</b>		1	1 unit	41J
				"I" / "O"	B	<b>3SU1000-3BB61-0AK0</b>		1	1 unit	41J
	Twin pushbuttons flat, flat, illuminated	Momentary contact	Green / Red	--	B	<b>3SU1001-3AB42-0AA0</b>		1	1 unit	41J
				"I" / "O"	A	<b>3SU1001-3AB42-0AK0</b>		1	1 unit	41J
				Arrows, vert.	B	<b>3SU1001-3AB42-0AN0</b>		1	1 unit	41J
			White / Black	--	B	<b>3SU1001-3AB61-0AA0</b>		1	1 unit	41J
				"I" / "O"	A	<b>3SU1001-3AB61-0AK0</b>		1	1 unit	41J
			White / White	--	B	<b>3SU1001-3AB66-0AA0</b>		1	1 unit	41J
				"-" / "+"	B	<b>3SU1001-3AB66-0AL0</b>		1	1 unit	41J
				Arrows, vert.	B	<b>3SU1001-3AB66-0AN0</b>		1	1 unit	41J
				Symbols "Circular saw blade" / "Tilt tipper"	B	<b>3SU1001-3AB66-0AP0</b>		1	1 unit	41J
				Twin pushbuttons flat, raised, illuminated	Momentary contact	Green / Red	--	B	<b>3SU1001-3BB42-0AA0</b>	
	"I" / "O"	A				<b>3SU1001-3BB42-0AK0</b>		1	1 unit	41J
White / Black	--	B				<b>3SU1001-3BB61-0AA0</b>		1	1 unit	41J
	"I" / "O"	B				<b>3SU1001-3BB61-0AK0</b>		1	1 unit	41J

## SIRIUS ACT Pushbuttons and Indicator Lights


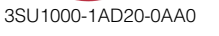



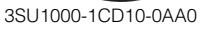






Actuators and Indicators, 22 mm, Round, Plastic, Black  
Actuating and Signaling Elements

### Mushroom pushbuttons

#### Selection and ordering data

Version of actuating element	Operating principle Unlatching method	Color, marking	DT	Article No.	Price per PU	PU (UNIT, SET, M)	PS*	PG
------------------------------	--	----------------	----	-------------	--------------	-------------------	-----	----

#### Mushroom pushbuttons

	<b>Mushroom pushbuttons</b> 30 mm diameter, 2 positions	Momentary contact	Black	A	<b>3SU1000-1AD10-0AA0</b>	1	1 unit	41J
			Red	B	<b>3SU1000-1AD20-0AA0</b>	1	1 unit	41J
			Yellow	B	<b>3SU1000-1AD30-0AA0</b>	1	1 unit	41J
			Green	B	<b>3SU1000-1AD40-0AA0</b>	1	1 unit	41J
	3SU1000-1AD20-0AA0	Latching, Pull to unlatch	Black	A	<b>3SU1000-1AA10-0AA0</b>	1	1 unit	41J
			Red	A	<b>3SU1000-1AA20-0AA0</b>	1	1 unit	41J
			Yellow	B	<b>3SU1000-1AA30-0AA0</b>	1	1 unit	41J
	<b>Mushroom pushbuttons</b> 40 mm diameter, 2 positions	Momentary contact	Black	A	<b>3SU1000-1BD10-0AA0</b>	1	1 unit	41J
			Red	A	<b>3SU1000-1BD20-0AA0</b>	1	1 unit	41J
			Yellow	B	<b>3SU1000-1BD30-0AA0</b>	1	1 unit	41J
			Green	A	<b>3SU1000-1BD40-0AA0</b>	1	1 unit	41J
	3SU1000-1BD40-0AA0	Latching, Pull to unlatch	Black	A	<b>3SU1000-1BA10-0AA0</b>	1	1 unit	41J
			Red	A	<b>3SU1000-1BA20-0AA0</b>	1	1 unit	41J
			Red "O"	B	<b>3SU1000-1BA20-0AD0</b>	1	1 unit	41J
	<b>Mushroom pushbuttons</b> 60 mm diameter, 2 positions	Momentary contact	Black	B	<b>3SU1000-1CD10-0AA0</b>	1	1 unit	41J
			Red	B	<b>3SU1000-1CD20-0AA0</b>	1	1 unit	41J
			Yellow	B	<b>3SU1000-1CD30-0AA0</b>	1	1 unit	41J
			Green	B	<b>3SU1000-1CD40-0AA0</b>	1	1 unit	41J
	3SU1000-1CD10-0AA0	Latching, Pull to unlatch	Black	B	<b>3SU1000-1CA10-0AA0</b>	1	1 unit	41J
			Red	B	<b>3SU1000-1CA20-0AA0</b>	1	1 unit	41J
	<b>Mushroom pushbuttons</b> 30 mm diameter, 2 positions, illuminated	Momentary contact	Red	B	<b>3SU1001-1AD20-0AA0</b>	1	1 unit	41J
			Yellow	B	<b>3SU1001-1AD30-0AA0</b>	1	1 unit	41J
			Green	B	<b>3SU1001-1AD40-0AA0</b>	1	1 unit	41J
			Blue	B	<b>3SU1001-1AD50-0AA0</b>	1	1 unit	41J
			White	B	<b>3SU1001-1AD60-0AA0</b>	1	1 unit	41J
			Clear	B	<b>3SU1001-1AD70-0AA0</b>	1	1 unit	41J
	3SU1001-1AD30-0AA0	Latching Pull to unlatch	Red	A	<b>3SU1001-1AA20-0AA0</b>	1	1 unit	41J
			Yellow	B	<b>3SU1001-1AA30-0AA0</b>	1	1 unit	41J
			Green	B	<b>3SU1001-1AA40-0AA0</b>	1	1 unit	41J
			Blue	B	<b>3SU1001-1AA50-0AA0</b>	1	1 unit	41J
			Clear	B	<b>3SU1001-1AA70-0AA0</b>	1	1 unit	41J
			<b>Mushroom pushbuttons</b> 40 mm diameter, 2 positions, illuminated	Momentary contact	Yellow	B	<b>3SU1001-1BD30-0AA0</b>	1
	Green			B	<b>3SU1001-1BD40-0AA0</b>	1	1 unit	41J
	White			B	<b>3SU1001-1BD60-0AA0</b>	1	1 unit	41J
	Clear			B	<b>3SU1001-1BD70-0AA0</b>	1	1 unit	41J
	3SU1001-1BA50-0AA0	Latching, Pull to unlatch	Red	A	<b>3SU1001-1BA20-0AA0</b>	1	1 unit	41J
			Yellow	B	<b>3SU1001-1BA30-0AA0</b>	1	1 unit	41J
			Green	B	<b>3SU1001-1BA40-0AA0</b>	1	1 unit	41J
			Blue	B	<b>3SU1001-1BA50-0AA0</b>	1	1 unit	41J
			Clear	B	<b>3SU1001-1BA70-0AA0</b>	1	1 unit	41J
			<b>Mushroom pushbuttons</b> with raised mushroom, 40 mm diameter, 2 positions	With positive latching, tamper-proof	Black	A	<b>3SU1000-1HB10-0AA0</b>	1
Rotate to unlatch	Blue			B	<b>3SU1000-1HB50-0AA0</b>	1	1 unit	41J
	3SU1000-1HB10-0AA0							

## SIRIUS ACT Pushbuttons and Indicator Lights

### Actuators and Indicators, 22 mm, Round, Plastic, Black Actuating and Signaling Elements

#### EMERGENCY STOP mushroom pushbuttons

#### Selection and ordering data

Version of actuating element	Outer diameter of mushroom mm	Make of lock	Color	DT	Article No.	Price per PU	PU (UNIT, SET, M)	PS*	PG
------------------------------	----------------------------------	--------------	-------	----	-------------	--------------	-------------------	-----	----

#### EMERGENCY STOP mushroom pushbuttons

##### With pull-to-unlatch mechanism

Tamper-proof,  
2 positions

40

--

Red

A

**3SU1000-1HA20-0AA0**

1

1 unit

41J



3SU1000-1HA20-0AA0

##### With rotate-to-unlatch mechanism

Tamper-proof,  
2 positions

33.8

--

Red

A

**3SU1000-1GB20-0AA0**

1

1 unit

41J



3SU1000-1GB20-0AA0

40

--

Red

A

**3SU1000-1HB20-0AA0**

1

1 unit

41J



3SU1000-1HB20-0AA0

60

--

Red

A

**3SU1000-1JB20-0AA0**

1

1 unit

41J



3SU1000-1JB20-0AA0

##### With rotate-to-unlatch mechanism, can be illuminated

Tamper-proof,  
2 positions

33.4

--

Red

B

**3SU1001-1GB20-0AA0**

1

1 unit

41J

40

--

Red

A

**3SU1001-1HB20-0AA0**

1

1 unit

41J

60

--

Red

B

**3SU1001-1JB20-0AA0**

1

1 unit

41J



3SU1001-1HB20-0AA0

**SIRIUS ACT Pushbuttons and Indicator Lights**Actuators and Indicators, 22 mm, Round, Plastic, Black  
Actuating and Signaling Elements**EMERGENCY STOP mushroom pushbuttons**

Version of actuating element	Outer diameter of mushroom mm	Make of lock	Color	DT	Article No.	Price per PU	PU (UNIT, SET, M)	PS*	PG
------------------------------	----------------------------------	--------------	-------	----	-------------	--------------	-------------------	-----	----

**EMERGENCY STOP mushroom pushbuttons****With key-operated release**Tamper-proof,  
2 positions

40

RONIS SB30  
RONIS 455Red  
RedA  
B**3SU1000-1HF20-0AA0**  
**3SU1000-1HG20-0AA0**1  
11 unit  
1 unit41J  
41J

3SU1000-1HF20-0AA0



3SU1000-1HK20-0AA0



3SU1000-1HQ20-0AA0



3SU1000-1HR20-0AA0

BKS S1  
BKS E7  
BKS E9Red  
Red  
RedA  
B  
B**3SU1000-1HK20-0AA0**  
**3SU1000-1HM20-0AA0**  
**3SU1000-1HN20-0AA0**1  
1  
11 unit  
1 unit  
1 unit41J  
41J  
41J

O.M.R. 73037

Red

A

**3SU1000-1HQ20-0AA0**

1

1 unit

41J

CES SSG10  
CES SSP9  
CES SMS1Red  
Red  
RedA  
A  
B**3SU1000-1HR20-0AA0**  
**3SU1000-1HS20-0AA0**  
**3SU1000-1HT20-0AA0**1  
1  
11 unit  
1 unit  
1 unit41J  
41J  
41J

## SIRIUS ACT Pushbuttons and Indicator Lights

### Actuators and Indicators, 22 mm, Round, Plastic, Black

#### Actuating and Signaling Elements

#### Selector switches

#### Selection and ordering data

Version of actuating element	Operating principle	Color	DT	Article No.	Price per PU	PU (UNIT, SET, M)	PS*	PG
------------------------------	---------------------	-------	----	-------------	--------------	-------------------	-----	----

#### Selector switches

#### 2 switch positions (O-I), can be illuminated

Selector, short black actuator

Momentary contact, 45°  
(10:30/12 o'clock),  
reset from center to left



Red  
Yellow  
Green  
Blue  
White

B  
B  
B  
B  
A

**3SU1002-2BC20-0AA0**  
**3SU1002-2BC30-0AA0**  
**3SU1002-2BC40-0AA0**  
**3SU1002-2BC50-0AA0**  
**3SU1002-2BC60-0AA0**

1 1 unit 41J  
1 1 unit 41J  
1 1 unit 41J  
1 1 unit 41J  
1 1 unit 41J



3SU1002-2BC40-0AA0



3SU1002-2BF30-0AA0

Latching, 90°  
(10:30/1:30 o'clock)



Red  
Yellow  
Green  
Blue  
White

A  
B  
A  
A  
A

**3SU1002-2BF20-0AA0**  
**3SU1002-2BF30-0AA0**  
**3SU1002-2BF40-0AA0**  
**3SU1002-2BF50-0AA0**  
**3SU1002-2BF60-0AA0**

1 1 unit 41J  
1 1 unit 41J  
1 1 unit 41J  
1 1 unit 41J  
1 1 unit 41J

Selector, long black actuator

Latching, 90°  
(10:30/1:30 o'clock)



Red  
White

B  
B

**3SU1002-2CF20-0AA0**  
**3SU1002-2CF60-0AA0**

1 1 unit 41J  
1 1 unit 41J



3SU1002-2CF20-0AA0

Rotary knob

Latching, 90°  
(10:30/1:30 o'clock)



Red  
White

B  
A

**3SU1002-2AF20-0AA0**  
**3SU1002-2AF60-0AA0**

1 1 unit 41J  
1 1 unit 41J



3SU1002-2AF20-0AA0

## SIRIUS ACT Pushbuttons and Indicator Lights

Actuators and Indicators, 22 mm, Round, Plastic, Black  
Actuating and Signaling Elements

### Selector switches

Version of actuating element	Operating principle	Color	DT	Article No.	Price per PU	PU (UNIT, SET, M)	PS*	PG
------------------------------	---------------------	-------	----	-------------	--------------	-------------------	-----	----

#### Selector switches

##### 3 switch positions (I+O+II), can be illuminated

Selector, short black actuator

Momentary contact, 2x45° (10:30/12/1:30 o'clock), reset from left + right



Red B  
Yellow B  
Green A  
Blue B  
White A

**3SU1002-2BM20-0AA0**  
**3SU1002-2BM30-0AA0**  
**3SU1002-2BM40-0AA0**  
**3SU1002-2BM50-0AA0**  
**3SU1002-2BM60-0AA0**

1 1 unit 41J  
1 1 unit 41J  
1 1 unit 41J  
1 1 unit 41J  
1 1 unit 41J



3SU1002-2BM20-0AA0



3SU1002-2BL60-0AA0

Latching, 2x45° (10:30/12/1:30 o'clock)



Red B  
Yellow B  
Green A  
Blue B  
White A

**3SU1002-2BL20-0AA0**  
**3SU1002-2BL30-0AA0**  
**3SU1002-2BL40-0AA0**  
**3SU1002-2BL50-0AA0**  
**3SU1002-2BL60-0AA0**

1 1 unit 41J  
1 1 unit 41J  
1 1 unit 41J  
1 1 unit 41J  
1 1 unit 41J



3SU1002-2BP50-0AA0

Momentary contact/latching, 2x45° (10:30/12/1:30 o'clock), reset from left, latching to the right



Red B  
Yellow B  
Green B  
Blue B  
White A

**3SU1002-2BP20-0AA0**  
**3SU1002-2BP30-0AA0**  
**3SU1002-2BP40-0AA0**  
**3SU1002-2BP50-0AA0**  
**3SU1002-2BP60-0AA0**

1 1 unit 41J  
1 1 unit 41J  
1 1 unit 41J  
1 1 unit 41J  
1 1 unit 41J



3SU1002-2BN30-0AA0

Latching/momentary contact, 2x45° (10:30/12/1:30 o'clock), reset from right, latching to the left



Red B  
Yellow B  
Green B  
Blue B  
White A

**3SU1002-2BN20-0AA0**  
**3SU1002-2BN30-0AA0**  
**3SU1002-2BN40-0AA0**  
**3SU1002-2BN50-0AA0**  
**3SU1002-2BN60-0AA0**

1 1 unit 41J  
1 1 unit 41J  
1 1 unit 41J  
1 1 unit 41J  
1 1 unit 41J

## SIRIUS ACT Pushbuttons and Indicator Lights

### Actuators and Indicators, 22 mm, Round, Plastic, Black

### Actuating and Signaling Elements

#### Key-operated switches

#### Selection and ordering data

Operating principle	Make of lock	Switch position for key removal	Number of keys	DT	Article No.	Price per PU	PU (UNIT, SET, M)	PS*	PG
---------------------	--------------	---------------------------------	----------------	----	-------------	--------------	-------------------	-----	----

#### Key-operated switches

##### 2 switch positions (O+I)

Momentary contact, 45° (10:30/12 o'clock), reset from center to left



3SU1000-4JC01-0AA0

RONIS, SB30	O	2	A	<b>3SU1000-4BC01-0AA0</b>	1	1 unit	41J
RONIS, 455	O	2	B	<b>3SU1000-4CC01-0AA0</b>	1	1 unit	41J
O.M.R. 73037, red	O	2	B	<b>3SU1000-4FC01-0AA0</b>	1	1 unit	41J
O.M.R. 73038, light blue	O	2	B	<b>3SU1000-4GC01-0AA0</b>	1	1 unit	41J
O.M.R. 73034, black	O	2	B	<b>3SU1000-4HC01-0AA0</b>	1	1 unit	41J
O.M.R. 73033, yellow	O	2	B	<b>3SU1000-4JC01-0AA0</b>	1	1 unit	41J
CES, SSG10	O	2	A	<b>3SU1000-5BC01-0AA0</b>	1	1 unit	41J
CES, LSG1	B	2	B	<b>3SU1000-5HC01-0AA0</b>	1	1 unit	41J
BKS, S1	O	2	A	<b>3SU1000-5PC01-0AA0</b>	1	1 unit	41J
IKON, 360012K1	O	2	A	<b>3SU1000-5XC01-0AA0</b>	1	1 unit	41J

Latching, 90° (10:30/1:30 o'clock)



3SU1000-4BF11-0AA0

RONIS, SB30	O	2	A	<b>3SU1000-4BF01-0AA0</b>	1	1 unit	41J
	O+I	2	A	<b>3SU1000-4BF11-0AA0</b>	1	1 unit	41J
	I	2	A	<b>3SU1000-4BF21-0AA0</b>	1	1 unit	41J
RONIS, 455	O	2	B	<b>3SU1000-4CF01-0AA0</b>	1	1 unit	41J
	O+I	2	B	<b>3SU1000-4CF11-0AA0</b>	1	1 unit	41J
RONIS, 421	O	2	B	<b>3SU1000-4DF01-0AA0</b>	1	1 unit	41J
	O+I	2	B	<b>3SU1000-4DF11-0AA0</b>	1	1 unit	41J



3SU1000-4GF11-0AA0

O.M.R. 73037, red	O	2	B	<b>3SU1000-4FF01-0AA0</b>	1	1 unit	41J
	O+I	2	B	<b>3SU1000-4FF11-0AA0</b>	1	1 unit	41J
O.M.R. 73038, light blue	O	2	A	<b>3SU1000-4GF01-0AA0</b>	1	1 unit	41J
	O+I	2	B	<b>3SU1000-4GF11-0AA0</b>	1	1 unit	41J
O.M.R. 73034, black	O	2	B	<b>3SU1000-4HF01-0AA0</b>	1	1 unit	41J
	O+I	2	B	<b>3SU1000-4HF11-0AA0</b>	1	1 unit	41J
	I	2	B	<b>3SU1000-4HF21-0AA0</b>	1	1 unit	41J
O.M.R. 73033, yellow	O	2	B	<b>3SU1000-4JF01-0AA0</b>	1	1 unit	41J
	O+I	2	B	<b>3SU1000-4JF11-0AA0</b>	1	1 unit	41J



3SU1000-5BF11-0AA0

CES, SSG10	O	2	A	<b>3SU1000-5BF01-0AA0</b>	1	1 unit	41J
	O+I	2	A	<b>3SU1000-5BF11-0AA0</b>	1	1 unit	41J
	I	2	A	<b>3SU1000-5BF21-0AA0</b>	1	1 unit	41J
CES, LSG1	O	2	A	<b>3SU1000-5HF01-0AA0</b>	1	1 unit	41J
	O+I	2	A	<b>3SU1000-5HF11-0AA0</b>	1	1 unit	41J









3SU1000-5PF11-0AA0

BKS, S1	O	2	A	<b>3SU1000-5PF01-0AA0</b>	1	1 unit	41J
	O+I	2	A	<b>3SU1000-5PF11-0AA0</b>	1	1 unit	41J
	I	2	B	<b>3SU1000-5PF21-0AA0</b>	1	1 unit	41J
BKS, E1	O	1	B	<b>3SU1000-5QF01-0AA0</b>	1	1 unit	41J
	O+I	1	B	<b>3SU1000-5QF11-0AA0</b>	1	1 unit	41J
BKS, E2	O	1	A	<b>3SU1000-5RF01-0AA0</b>	1	1 unit	41J
	O+I	1	B	<b>3SU1000-5RF11-0AA0</b>	1	1 unit	41J
BKS, E7	O	1	A	<b>3SU1000-5SF01-0AA0</b>	1	1 unit	41J
	O+I	1	A	<b>3SU1000-5SF11-0AA0</b>	1	1 unit	41J
BKS, E9	O	1	A	<b>3SU1000-5TF01-0AA0</b>	1	1 unit	41J
	O+I	1	B	<b>3SU1000-5TF11-0AA0</b>	1	1 unit	41J
IKON, 360012K1	O	2	A	<b>3SU1000-5XF01-0AA0</b>	1	1 unit	41J
	O+I	2	A	<b>3SU1000-5XF11-0AA0</b>	1	1 unit	41J

## SIRIUS ACT Pushbuttons and Indicator Lights

Actuators and Indicators, 22 mm, Round, Plastic, Black  
Actuating and Signaling Elements

### Key-operated switches

Operating principle	Make of lock	Switch position for key removal	DT	Article No.	Price per PU	PU (UNIT, SET, M)	PS*	PG	
<b>Key-operated switches</b>									
<b>3 switch positions (I+O+II)</b>									
Momentary contact, 2x45° (10:30/12/ 1:30 o'clock), reset from left + right 	RONIS, SB30	O	A	<b>3SU1000-4BM01-0AA0</b>		1	1 unit	41J	
	O.M.R. 73037, red	O	B	<b>3SU1000-4FM01-0AA0</b>		1	1 unit	41J	
	O.M.R. 73034, black	O	B	<b>3SU1000-4HM01-0AA0</b>		1	1 unit	41J	
	CES, SSG10	O	A	<b>3SU1000-5BM01-0AA0</b>		1	1 unit	41J	
	BKS, S1	O	B	<b>3SU1000-5PM01-0AA0</b>		1	1 unit	41J	
	IKON, 360012K1	O	B	<b>3SU1000-5XM01-0AA0</b>		1	1 unit	41J	
Latching, 2x45° (10:30/12/ 1:30 o'clock) 	RONIS, SB30	O	B	<b>3SU1000-4BL01-0AA0</b>		1	1 unit	41J	
		O+I+II	A	<b>3SU1000-4BL11-0AA0</b>		1	1 unit	41J	
		I	B	<b>3SU1000-4BL21-0AA0</b>		1	1 unit	41J	
		II (right)	B	<b>3SU1000-4BL31-0AA0</b>		1	1 unit	41J	
		I+II (left, right)	B	<b>3SU1000-4BL41-0AA0</b>		1	1 unit	41J	
		O+I (center, left)	B	<b>3SU1000-4BL51-0AA0</b>		1	1 unit	41J	
	RONIS, 455	O	B	<b>3SU1000-4CL01-0AA0</b>		1	1 unit	41J	
		O+I+II	B	<b>3SU1000-4CL11-0AA0</b>		1	1 unit	41J	
	O.M.R. 73037, red	O	B	<b>3SU1000-4FL01-0AA0</b>		1	1 unit	41J	
		O+I (center, left)	B	<b>3SU1000-4FL51-0AA0</b>		1	1 unit	41J	
	O.M.R. 73038, light blue	O	B	<b>3SU1000-4GL01-0AA0</b>		1	1 unit	41J	
		O+I+II	B	<b>3SU1000-4GL11-0AA0</b>		1	1 unit	41J	
O.M.R. 73034, black	O	B	<b>3SU1000-4HL01-0AA0</b>		1	1 unit	41J		
	O+I+II	B	<b>3SU1000-4HL11-0AA0</b>		1	1 unit	41J		
O.M.R. 73033, yellow	O+I+II	B	<b>3SU1000-4JL11-0AA0</b>		1	1 unit	41J		
CES, SSG10 		O	A	<b>3SU1000-5BL01-0AA0</b>		1	1 unit	41J	
		O+I+II	A	<b>3SU1000-5BL11-0AA0</b>		1	1 unit	41J	
		I	B	<b>3SU1000-5BL21-0AA0</b>		1	1 unit	41J	
		II (right)	A	<b>3SU1000-5BL31-0AA0</b>		1	1 unit	41J	
		I+II (left, right)	B	<b>3SU1000-5BL41-0AA0</b>		1	1 unit	41J	
		O+I (center, left)	B	<b>3SU1000-5BL51-0AA0</b>		1	1 unit	41J	
	BKS, S1 		O	B	<b>3SU1000-5PL01-0AA0</b>		1	1 unit	41J
			O+I+II	B	<b>3SU1000-5PL11-0AA0</b>		1	1 unit	41J
		I	B	<b>3SU1000-5PL21-0AA0</b>		1	1 unit	41J	
		II (right)	B	<b>3SU1000-5PL31-0AA0</b>		1	1 unit	41J	
BKS, E2 BKS, E9 		I+II (left, right)	B	<b>3SU1000-5PL41-0AA0</b>		1	1 unit	41J	
		O+I+II	B	<b>3SU1000-5RL11-0AA0</b>		1	1 unit	41J	
		O+I+II	B	<b>3SU1000-5TL11-0AA0</b>		1	1 unit	41J	
IKON, 360012K1 		O	B	<b>3SU1000-5XL01-0AA0</b>		1	1 unit	41J	
		O+I+II	B	<b>3SU1000-5XL11-0AA0</b>		1	1 unit	41J	

3SU1000-4BL01-0AA0

3SU1000-4FL01-0AA0

3SU1000-5BL01-0AA0

3SU1000-5PL01-0AA0






## SIRIUS ACT Pushbuttons and Indicator Lights

### Actuators and Indicators, 22 mm, Round, Plastic, Black

#### Actuating and Signaling Elements

#### Key-operated switches / ID key-operated switches

Operating principle	Make of lock	Switch position for key removal	DT	Article No.	Price per PU	PU (UNIT, SET, M)	PS*	PG	
<b>Key-operated switches</b>									
<b>3 switch positions (I+O+II)</b>									
 3SU1000-4BP01-0AA0	Momentary contact/ latching, 2x45° (10:30/12/ 1:30 o'clock), reset from left, latching to the right	RONIS, SB30  O II (right) O+II (center, right)	B B B	3SU1000-4BP01-0AA0		1	1 unit	41J	
				3SU1000-4BP31-0AA0		1	1 unit	41J	
				3SU1000-4BP61-0AA0		1	1 unit	41J	
 3SU1000-5BP01-0AA0	CES, SSG10  O II (right) O+II (center, right)	B B B	3SU1000-5BP01-0AA0		1	1 unit	41J		
			3SU1000-5BP31-0AA0		1	1 unit	41J		
			3SU1000-5BP61-0AA0		1	1 unit	41J		
 3SU1000-4GN01-0AA0	Latching/momentary contact, 2x45° (10:30/12/ 1:30 o'clock), reset from right, latching to the left	BKS, S1	O	B	3SU1000-5PP01-0AA0		1	1 unit	41J
		RONIS, SB30	O	B	3SU1000-4BN01-0AA0		1	1 unit	41J
			I	B	3SU1000-4BN21-0AA0		1	1 unit	41J
			O+I (center, left)	B	3SU1000-4BN51-0AA0		1	1 unit	41J
		O.M.R. 73038, light blue	O	B	3SU1000-4GN01-0AA0		1	1 unit	41J
			O.M.R. 73034, black	I	B	3SU1000-4HN21-0AA0		1	1 unit
		CES, SSG10	O	B	3SU1000-5BN01-0AA0		1	1 unit	41J
			I	B	3SU1000-5BN21-0AA0		1	1 unit	41J
			O+I (center, left)	B	3SU1000-5BN51-0AA0		1	1 unit	41J
		BKS, S1	I	B	3SU1000-5PN21-0AA0		1	1 unit	41J
O+I (center, left)	B		3SU1000-5PN51-0AA0		1	1 unit	41J		
IKON, 360012K1	O+I (center, left)	B	3SU1000-5XN51-0AA0		1	1 unit	41J		

#### Selection and ordering data

Operating angle	Operating principle	Switch position for key removal	Color	DT	Article No.	Price per PU	PU (UNIT, SET, M)	PS*	PG
-----------------	---------------------	---------------------------------	-------	----	-------------	--------------	-------------------	-----	----

#### ID key-operated switches

<b>4 switch positions (O+I+II+III)</b>									
45°	Latching	O+I+II+III	Black	A	3SU1000-4WS10-0AA0		1	1 unit	41J



3SU1000-4WS10-0AA0

For available keys, see page 13/117  
 For electronic modules for ID key-operated switches,  
 see page 13/83

**SIRIUS ACT Pushbuttons and Indicator Lights**

Actuators and Indicators, 22 mm, Round, Plastic, Black  
Actuating and Signaling Elements

**Indicator lights****Selection and ordering data**

Version of actuating element	Color	DT	Article No.	Price per PU	PU (UNIT, SET, M)	PS*	PG
------------------------------	-------	----	-------------	--------------	-------------------	-----	----

**Indicator lights**

**Indicator lights**  
with smooth lens

Amber  
Red  
Yellow  
Green  
Blue  
White  
Clear

B **3SU1001-6AA00-0AA0**  
A **3SU1001-6AA20-0AA0**  
A **3SU1001-6AA30-0AA0**  
A **3SU1001-6AA40-0AA0**  
A **3SU1001-6AA50-0AA0**  
A **3SU1001-6AA60-0AA0**  
A **3SU1001-6AA70-0AA0**

1 1 unit 41J  
1 1 unit 41J  
1 1 unit 41J  
1 1 unit 41J  
1 1 unit 41J  
1 1 unit 41J  
1 1 unit 41J

3SU1001-6AA40-0AA0

## SIRIUS ACT Pushbuttons and Indicator Lights

Actuators and Indicators, 22 mm, Plastic with Metal Front Ring, Matte Complete Units

### Pushbuttons

#### Selection and ordering data

Supply voltage for light source		Color	Number of NO contacts	Number of NC contacts	DT	Screw terminals	⊕	PU (UNIT, SET, M)	PS*	PG
At AC	At DC									
V	V					Article No.	Price per PU			

#### Pushbuttons


##### Pushbuttons with flat button, momentary contact



3SU1130-0AB10-1BA0

--	--	Black	1	0	A	<b>3SU1130-0AB10-1BA0</b>	1	1 unit	41J
			0	1	B	<b>3SU1130-0AB10-1CA0</b>	1	1 unit	41J
		Red	1	0	B	<b>3SU1130-0AB20-1BA0</b>	1	1 unit	41J
			0	1	A	<b>3SU1130-0AB20-1CA0</b>	1	1 unit	41J
		Yellow	1	0	B	<b>3SU1130-0AB30-1BA0</b>	1	1 unit	41J
		Green	1	0	A	<b>3SU1130-0AB40-1BA0</b>	1	1 unit	41J
		Blue	1	0	B	<b>3SU1130-0AB50-1BA0</b>	1	1 unit	41J
		White	1	0	B	<b>3SU1130-0AB60-1BA0</b>	1	1 unit	41J

##### Pushbuttons with raised button, momentary contact



3SU1130-0BB20-1CA0

--	--	Red	0	1	B	<b>3SU1130-0BB20-1CA0</b>	1	1 unit	41J
----	----	-----	---	---	---	---------------------------	---	--------	-----

##### Illuminated pushbuttons with flat button, momentary contact with integrated LED



3SU1132-0AB40-1BA0


24	24	Red	1	0	B	<b>3SU1132-0AB20-1BA0</b>	1	1 unit	41J
			0	1	B	<b>3SU1132-0AB20-1CA0</b>	1	1 unit	41J
		Yellow	1	0	B	<b>3SU1132-0AB30-1BA0</b>	1	1 unit	41J
		Green	1	0	A	<b>3SU1132-0AB40-1BA0</b>	1	1 unit	41J
		Blue	1	0	B	<b>3SU1132-0AB50-1BA0</b>	1	1 unit	41J
		White	1	0	A	<b>3SU1132-0AB60-1BA0</b>	1	1 unit	41J
		Clear	1	0	B	<b>3SU1132-0AB70-1BA0</b>	1	1 unit	41J

110	--	Red	0	1	B	<b>3SU1133-0AB20-1CA0</b>	1	1 unit	41J
		Yellow	1	0	B	<b>3SU1133-0AB30-1BA0</b>	1	1 unit	41J
		Green	1	0	B	<b>3SU1133-0AB40-1BA0</b>	1	1 unit	41J
		Blue	1	0	B	<b>3SU1133-0AB50-1BA0</b>	1	1 unit	41J
		White	1	0	B	<b>3SU1133-0AB60-1BA0</b>	1	1 unit	41J
		Clear	1	0	B	<b>3SU1133-0AB70-1BA0</b>	1	1 unit	41J

## SIRIUS ACT Pushbuttons and Indicator Lights


Actuators and Indicators, 22 mm, Plastic with Metal Front Ring, Matte Complete Units

### Pushbuttons

Supply voltage for light source		Color	Number of NO contacts	Number of NC contacts	DT	Screw terminals 	PU (UNIT, SET, M)	PS*	PG
At AC	At DC								
V	V					Article No.	Price per PU		


#### Pushbuttons

##### Illuminated pushbuttons with flat button, momentary contact with integrated LED


 3SU1136-0AB40-1BA0	230	--	Red	0	1	B	<b>3SU1136-0AB20-1CA0</b>	1	1 unit	41J
			Yellow	1	0	B	<b>3SU1136-0AB30-1BA0</b>	1	1 unit	41J
			Green	1	0	B	<b>3SU1136-0AB40-1BA0</b>	1	1 unit	41J
			Blue	1	0	B	<b>3SU1136-0AB50-1BA0</b>	1	1 unit	41J
			White	1	0	B	<b>3SU1136-0AB60-1BA0</b>	1	1 unit	41J
			Clear	1	0	B	<b>3SU1136-0AB70-1BA0</b>	1	1 unit	41J

##### Spring-type terminals

##### Pushbuttons with flat button, momentary contact

 3SU1130-0AB10-3BA0	--	--	Black	1	0	B	<b>3SU1130-0AB10-3BA0</b>	1	1 unit	41J
			Red	0	1	B	<b>3SU1130-0AB20-3CA0</b>	1	1 unit	41J
			Green	1	0	B	<b>3SU1130-0AB40-3BA0</b>	1	1 unit	41J

##### Illuminated pushbuttons with flat button, momentary contact with integrated LED


 3SU1132-0AB30-3BA0	24	24	Red	0	1	B	<b>3SU1132-0AB20-3CA0</b>	1	1 unit	41J
			Yellow	1	0	B	<b>3SU1132-0AB30-3BA0</b>	1	1 unit	41J
			Green	1	0	B	<b>3SU1132-0AB40-3BA0</b>	1	1 unit	41J
			Blue	1	0	B	<b>3SU1132-0AB50-3BA0</b>	1	1 unit	41J
			White	1	0	B	<b>3SU1132-0AB60-3BA0</b>	1	1 unit	41J
			Clear	1	0	B	<b>3SU1132-0AB70-3BA0</b>	1	1 unit	41J

## SIRIUS ACT Pushbuttons and Indicator Lights

### Actuators and Indicators, 22 mm, Plastic with Metal Front Ring, Matte Complete Units

#### Mushroom pushbuttons / EMERGENCY STOP mushroom pushbuttons


#### Selection and ordering data

Unlatching method	Number of NO contacts	Number of NC contacts	DT	Screw terminals		PU (UNIT, SET, M)	PS*	PG
				Article No.	Price per PU			

#### Mushroom pushbuttons


##### With red mushroom, diameter 40 mm, latching

Pull to unlatch	0	1	B	3SU1130-1BA20-1CA0		1	1 unit	41J
-----------------	---	---	---	--------------------	--	---	--------	-----



3SU1130-1BA20-1CA0

#### Selection and ordering data

Unlatching method	Number of NO contacts	Number of NC contacts	Marking	DT	Screw terminals		PU (UNIT, SET, M)	PS*	PG
				Article No.	Price per PU				

#### EMERGENCY STOP mushroom pushbuttons, tamper-proof, in accordance with ISO 13850 and IEC 60947-5-5

##### With red mushroom, diameter 40 mm, with positive latching

Pull to unlatch	0	1	NOT-HALT	B	3SU1100-1HA20-1CH0		1	1 unit	41J
-----------------	---	---	----------	---	--------------------	--	---	--------	-----



3SU1100-1HA20-1CH0

Rotate to unlatch	0	1	None	B	3SU1100-1HB20-1CF0		1	1 unit	41J
-------------------	---	---	------	---	--------------------	--	---	--------	-----




3SU1100-1HB20-1CH0

	0	1	EMERGENCY STOP	B	3SU1100-1HB20-1CG0		1	1 unit	41J
--	---	---	----------------	---	--------------------	--	---	--------	-----

	0	1	NOT-HALT	A	3SU1100-1HB20-1CH0		1	1 unit	41J
--	---	---	----------	---	--------------------	--	---	--------	-----

	0	1	ARRET D'URGENCE	B	3SU1100-1HB20-1CJ0		1	1 unit	41J
--	---	---	-----------------	---	--------------------	--	---	--------	-----

					Spring-type terminals				
Rotate to unlatch	0	1	NOT-HALT	B	3SU1100-1HB20-3CH0		1	1 unit	41J




3SU1100-1HB20-3CH0


**SIRIUS ACT Pushbuttons and Indicator Lights**

Actuators and Indicators, 22 mm, Plastic with Metal Front Ring, Matte Complete Units

**Selector switches****Selection and ordering data**

Operating principle	Color	Number of NO contacts	Number of NC contacts	DT	Screw terminals 	PU (UNIT, SET, M)	PS*	PG
					Article No.	Price per PU		

**Selector switches****Short black actuator, 2 switch positions, can be illuminated**

Latching, 90°	White	1	0	A	<b>3SU1130-2BF60-1BA0</b>	1	1 unit	41J
		1	1	A	<b>3SU1130-2BF60-1MA0</b>	1	1 unit	41J



**Short black actuator, 3 switch positions, can be illuminated**

Momentary contact, 2x45°		2	0	B	<b>3SU1130-2BM60-1NA0</b>	1	1 unit	41J
--------------------------	--	---	---	---	---------------------------	---	--------	-----



Latching, 2x45°		2	0	A	<b>3SU1130-2BL60-1NA0</b>	1	1 unit	41J
-----------------	--	---	---	---	---------------------------	---	--------	-----

**Short black actuator, 2 switch positions, can be illuminated**


					Spring-type terminals 			
Latching, 90°	White	1	0	B	<b>3SU1130-2BF60-3BA0</b>	1	1 unit	41J
		1	1	B	<b>3SU1130-2BF60-3MA0</b>	1	1 unit	41J

**Short black actuator, 3 switch positions, can be illuminated**

Momentary contact, 2x45°	White	2	0	B	<b>3SU1130-2BM60-3NA0</b>	1	1 unit	41J
--------------------------	-------	---	---	---	---------------------------	---	--------	-----



Latching, 2x45°		2	0	B	<b>3SU1130-2BL60-3NA0</b>	1	1 unit	41J
-----------------	--	---	---	---	---------------------------	---	--------	-----



3SU1130-2BF60-1BA0




3SU1130-2BL60-1NA0

## SIRIUS ACT Pushbuttons and Indicator Lights

### Actuators and Indicators, 22 mm, Plastic with Metal Front Ring, Matte Complete Units

#### Key-operated switches

#### Selection and ordering data

Operating principle	Switch position for key removal	Number of NO contacts	Number of NC contacts	DT	Screw terminals 	PU (UNIT, SET, M)	PS*	PG
					Article No.	Price per PU		

#### Key-operated switches with 2 keys



3SU1130-4BF11-1BA0

#### With Ronis lock, SB30, 2 switch positions (O+I)

Latching, 90°  
(10:30/1:30 o'clock)



O+I	1	0	B	<b>3SU1130-4BF11-1BA0</b>	1	1 unit	41J
-----	---	---	---	---------------------------	---	--------	-----



3SU1130-4BL11-1NA0

#### With Ronis lock, SB30, 3 switch positions (I+O+II)

Latching, 2x45°  
(10:30/1:30 o'clock)



O+I	2	0	B	<b>3SU1130-4BL11-1NA0</b>	1	1 unit	41J
-----	---	---	---	---------------------------	---	--------	-----

#### With Ronis lock, SB30, 2 switch positions (O+I)

Latching, 90°  
(10:30/1:30 o'clock)



O+I	1	0	B	<b>3SU1130-4BF11-3BA0</b>	1	1 unit	41J
-----	---	---	---	---------------------------	---	--------	-----

#### Spring-type terminals

## SIRIUS ACT Pushbuttons and Indicator Lights

Actuators and Indicators, 22 mm, Plastic with Metal Front Ring, Matte Complete Units

### Indicator lights

#### Selection and ordering data

Operational voltage		Color		DT	Screw terminals	PU (UNIT, SET, M)	PS*	PG
at AC, rated value	at DC, rated value	of actuating element	of light source					
V					Article No.	Price per PU		

#### Indicator lights

##### With smooth lens and integrated LED

	24	24	Red	Red	A	<b>3SU1102-6AA20-1AA0</b>	1	1 unit	41J
			Yellow	Yellow	A	<b>3SU1102-6AA30-1AA0</b>	1	1 unit	41J
			Green	Green	A	<b>3SU1102-6AA40-1AA0</b>	1	1 unit	41J
			Blue	Blue	A	<b>3SU1102-6AA50-1AA0</b>	1	1 unit	41J
			White	White	A	<b>3SU1102-6AA60-1AA0</b>	1	1 unit	41J
			Clear	White	A	<b>3SU1102-6AA70-1AA0</b>	1	1 unit	41J
	110	--	Amber	Amber	B	<b>3SU1103-6AA00-1AA0</b>	1	1 unit	41J
			Red	Red	A	<b>3SU1103-6AA20-1AA0</b>	1	1 unit	41J
			Yellow	Yellow	A	<b>3SU1103-6AA30-1AA0</b>	1	1 unit	41J
			Green	Green	A	<b>3SU1103-6AA40-1AA0</b>	1	1 unit	41J
			Blue	Blue	B	<b>3SU1103-6AA50-1AA0</b>	1	1 unit	41J
			White	White	A	<b>3SU1103-6AA60-1AA0</b>	1	1 unit	41J
			Clear	White	B	<b>3SU1103-6AA70-1AA0</b>	1	1 unit	41J
	230	--	Amber	Amber	B	<b>3SU1106-6AA00-1AA0</b>	1	1 unit	41J
			Red	Red	A	<b>3SU1106-6AA20-1AA0</b>	1	1 unit	41J
			Yellow	Yellow	A	<b>3SU1106-6AA30-1AA0</b>	1	1 unit	41J
			Green	Green	A	<b>3SU1106-6AA40-1AA0</b>	1	1 unit	41J
			Blue	Blue	B	<b>3SU1106-6AA50-1AA0</b>	1	1 unit	41J
			White	White	A	<b>3SU1106-6AA60-1AA0</b>	1	1 unit	41J
			Clear	White	B	<b>3SU1106-6AA70-1AA0</b>	1	1 unit	41J
								<b>Spring-type terminals</b>	
	24	24	Red	Red	B	<b>3SU1102-6AA20-3AA0</b>	1	1 unit	41J
			Yellow	Yellow	B	<b>3SU1102-6AA30-3AA0</b>	1	1 unit	41J
			Green	Green	B	<b>3SU1102-6AA40-3AA0</b>	1	1 unit	41J
			Blue	Blue	B	<b>3SU1102-6AA50-3AA0</b>	1	1 unit	41J
			White	White	B	<b>3SU1102-6AA60-3AA0</b>	1	1 unit	41J
			Clear	White	B	<b>3SU1102-6AA70-3AA0</b>	1	1 unit	41J
	110	--	Red	Red	B	<b>3SU1103-6AA20-3AA0</b>	1	1 unit	41J
			Yellow	Yellow	B	<b>3SU1103-6AA30-3AA0</b>	1	1 unit	41J
			Green	Green	B	<b>3SU1103-6AA40-3AA0</b>	1	1 unit	41J
			Blue	Blue	B	<b>3SU1103-6AA50-3AA0</b>	1	1 unit	41J
			White	White	B	<b>3SU1103-6AA60-3AA0</b>	1	1 unit	41J
			Clear	White	B	<b>3SU1103-6AA70-3AA0</b>	1	1 unit	41J
	230	--	Red	Red	B	<b>3SU1106-6AA20-3AA0</b>	1	1 unit	41J
			Yellow	Yellow	B	<b>3SU1106-6AA30-3AA0</b>	1	1 unit	41J
			Green	Green	B	<b>3SU1106-6AA40-3AA0</b>	1	1 unit	41J
			Blue	Blue	B	<b>3SU1106-6AA50-3AA0</b>	1	1 unit	41J
			White	White	B	<b>3SU1106-6AA60-3AA0</b>	1	1 unit	41J
			Clear	White	B	<b>3SU1106-6AA70-3AA0</b>	1	1 unit	41J



## SIRIUS ACT Pushbuttons and Indicator Lights

### Actuators and Indicators, 22 mm, Plastic with Metal Front Ring, Matte Compact Units

#### Sensor switches / Pushbuttons with extended stroke

#### Selection and ordering data

Operating principle	Number of NO contacts	Number of NC contacts	Color	DT	M12 connector, 4-pin	PU (UNIT, SET, M)	PS*	PG
					Article No.	Price per PU		

#### Sensor switches



Whether integrated in the two-hand operation console or installed as a door opening contact, the capacitive sensor switch is suitable for many different applications in industrial environments.

The switch is actuated by simple contact with the hand or other part of the body (i.e. without the application of pressure). As a result, these switches are rugged, extremely durable and have the highest possible degree of protection (IP69K).

Without pressure	1	0	Black	A	<b>3SU1200-1SK10-2SA0</b>	1	1 unit	41J
------------------	---	---	-------	---	---------------------------	---	--------	-----

3SU1200-1SK10-2SA0

#### Selection and ordering data


Version	Color	DT	Article No.	Price per PU	PU (UNIT, SET, M)	PS*	PG
---------	-------	----	-------------	--------------	-------------------	-----	----

#### Pushbuttons with extended stroke



<b>Pushbuttons with flat button</b>	Red	B	<b>3SU1230-0EB20-0AA0</b>		1	1 unit	41J
	Green	B	<b>3SU1230-0EB40-0AA0</b>		1	1 unit	41J

3SU1230-0EB40-0AA0



<b>Pushbuttons with raised button</b>	Black	B	<b>3SU1230-0FB10-0AA0</b>		1	1 unit	41J
---------------------------------------	-------	---	---------------------------	--	---	--------	-----

3SU1230-0FB10-0AA0




<b>Illuminated pushbuttons with flat button</b>	Red	B	<b>3SU1231-0EB20-0AA0</b>		1	1 unit	41J
	Clear	B	<b>3SU1231-0EB70-0AA0</b>		1	1 unit	41J

3SU1231-0EB20-0AA0

Version	Material	Color	DT	Article No.	Price per PU	PU (UNIT, SET, M)	PS*	PG
---------	----------	-------	----	-------------	--------------	-------------------	-----	----

#### Accessories







Extension plungers	Plastic	Black	A	<b>3SU1900-0KG10-0AA0</b>		1	1 unit	41J
For compensation of the distance between the pushbutton and the unlatching button of an overload relay								

## SIRIUS ACT Pushbuttons and Indicator Lights

Actuators and Indicators, 22 mm, Plastic with Metal Front Ring, Matte  
Actuating and Signaling Elements

### Pushbuttons




#### Selection and ordering data

Version of actuating element Front ring version	Operating principle Unlatching method	Color, marking	DT	Article No.	Price per PU	PU (UNIT, SET, M)	PS*	PG	
<b>Pushbuttons</b>									
 3SU1030-0AB50-0AAR0	<b>Pushbuttons with flat button</b> Standard	Momentary contact	Black	A	3SU1030-0AB10-0AA0		1	1 unit	41J
			Black, "O"	B	3SU1030-0AB10-0AD0		1	1 unit	41J
			Red	A	3SU1030-0AB20-0AA0		1	1 unit	41J
			Red, "O"	B	3SU1030-0AB20-0AD0		1	1 unit	41J
			Red, "AUTO"	B	3SU1030-0AB20-0AQ0		1	1 unit	41J
			Yellow	B	3SU1030-0AB30-0AA0		1	1 unit	41J
			Green	A	3SU1030-0AB40-0AA0		1	1 unit	41J
			Green, "I"	B	3SU1030-0AB40-0AC0		1	1 unit	41J
			Blue	A	3SU1030-0AB50-0AA0		1	1 unit	41J
			Blue, "R"	B	3SU1030-0AB50-0AR0		1	1 unit	41J
			White	A	3SU1030-0AB60-0AA0		1	1 unit	41J
			White, "I"	B	3SU1030-0AB60-0AC0		1	1 unit	41J
			Clear	A	3SU1030-0AB70-0AA0		1	1 unit	41J
			Gray	B	3SU1030-0AB80-0AA0		1	1 unit	41J
 3SU1030-0AA40-0AA0	Latching Push to unlatch		Black	B	3SU1030-0AA10-0AA0		1	1 unit	41J
			Red	B	3SU1030-0AA20-0AA0		1	1 unit	41J
			Yellow	B	3SU1030-0AA30-0AA0		1	1 unit	41J
			Green	B	3SU1030-0AA40-0AA0		1	1 unit	41J
			Blue	B	3SU1030-0AA50-0AA0		1	1 unit	41J
			White	B	3SU1030-0AA60-0AA0		1	1 unit	41J
 3SU1030-0BB20-0AA0	<b>Pushbuttons with raised button</b> Standard	Momentary contact	Black	B	3SU1030-0BB10-0AA0		1	1 unit	41J
			Red	B	3SU1030-0BB20-0AA0		1	1 unit	41J
			Yellow	B	3SU1030-0BB30-0AA0		1	1 unit	41J
			Green	B	3SU1030-0BB40-0AA0		1	1 unit	41J
			Blue	B	3SU1030-0BB50-0AA0		1	1 unit	41J
			White	B	3SU1030-0BB60-0AA0		1	1 unit	41J
 3SU1030-0CB30-0AA0	<b>Pushbuttons with flat button</b> Raised	Momentary contact	Black	B	3SU1030-0CB10-0AA0		1	1 unit	41J
			Red	B	3SU1030-0CB20-0AA0		1	1 unit	41J
			Yellow	B	3SU1030-0CB30-0AA0		1	1 unit	41J
			Green	B	3SU1030-0CB40-0AA0		1	1 unit	41J
			Blue	B	3SU1030-0CB50-0AA0		1	1 unit	41J
			White	B	3SU1030-0CB60-0AA0		1	1 unit	41J

## SIRIUS ACT Pushbuttons and Indicator Lights

### Actuators and Indicators, 22 mm, Plastic with Metal Front Ring, Matte Actuating and Signaling Elements

#### Pushbuttons



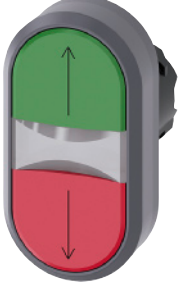

Version of actuating element Front ring version	Operating principle Unlatching method	Color	DT	Article No.	Price per PU	PU (UNIT, SET, M)	PS*	PG	
<b>Pushbuttons</b>									
 3SU1031-0AB20-0AA0   3SU1031-0AA50-0AA0   3SU1031-0BB40-0AA0	<b>Illuminated pushbuttons with flat button</b> Standard	Momentary contact	Amber	B	<b>3SU1031-0AB00-0AA0</b>		1	1 unit	41J
		Red	A	<b>3SU1031-0AB20-0AA0</b>		1	1 unit	41J	
		Yellow	A	<b>3SU1031-0AB30-0AA0</b>		1	1 unit	41J	
		Green	A	<b>3SU1031-0AB40-0AA0</b>		1	1 unit	41J	
		Blue	A	<b>3SU1031-0AB50-0AA0</b>		1	1 unit	41J	
		White	A	<b>3SU1031-0AB60-0AA0</b>		1	1 unit	41J	
		Clear	A	<b>3SU1031-0AB70-0AA0</b>		1	1 unit	41J	
	Latching Push to unlatch	Red	B	<b>3SU1031-0AA20-0AA0</b>		1	1 unit	41J	
		Yellow	B	<b>3SU1031-0AA30-0AA0</b>		1	1 unit	41J	
		Green	B	<b>3SU1031-0AA40-0AA0</b>		1	1 unit	41J	
		Blue	B	<b>3SU1031-0AA50-0AA0</b>		1	1 unit	41J	
		White	B	<b>3SU1031-0AA60-0AA0</b>		1	1 unit	41J	
		Clear	B	<b>3SU1031-0AA70-0AA0</b>		1	1 unit	41J	
<b>Illuminated pushbuttons with raised button</b> Standard	Momentary contact	Red	B	<b>3SU1031-0BB20-0AA0</b>		1	1 unit	41J	
	Yellow	B	<b>3SU1031-0BB30-0AA0</b>		1	1 unit	41J		
	Green	B	<b>3SU1031-0BB40-0AA0</b>		1	1 unit	41J		
	Blue	B	<b>3SU1031-0BB50-0AA0</b>		1	1 unit	41J		
	Clear	B	<b>3SU1031-0BB70-0AA0</b>		1	1 unit	41J		

## SIRIUS ACT Pushbuttons and Indicator Lights

Actuators and Indicators, 22 mm, Plastic with Metal Front Ring, Matte  
Actuating and Signaling Elements

### Twin pushbuttons

#### Selection and ordering data

Version of actuating element	Operating principle	Color	Marking	DT	Article No.	Price per PU	PU (UNIT, SET, M)	PS*	PG	
<b>Twin pushbuttons</b>										
	Twin pushbuttons flat, flat	Momentary contact	Green / Red	--	B	<b>3SU1030-3AB42-0AA0</b>		1	1 unit	41J
				"I" / "O"	A	<b>3SU1030-3AB42-0AK0</b>		1	1 unit	41J
			White / Black	--	B	<b>3SU1030-3AB61-0AA0</b>		1	1 unit	41J
				"I" / "O"	B	<b>3SU1030-3AB61-0AK0</b>		1	1 unit	41J
			White / White	--	B	<b>3SU1030-3AB66-0AA0</b>		1	1 unit	41J
	Arrows, vert.	B	<b>3SU1030-3AB66-0AN0</b>		1	1 unit	41J			
	Black / Black	--	B	<b>3SU1030-3AB11-0AA0</b>		1	1 unit	41J		
	Symbol No. 5264 / 5265 (IEC 60417)	--	B	<b>3SU1030-3AB11-0AQ0</b>		1	1 unit	41J		
	Twin pushbuttons flat, raised	Momentary contact	Green / Red	--	B	<b>3SU1030-3BB42-0AA0</b>		1	1 unit	41J
				"I" / "O"	B	<b>3SU1030-3BB42-0AK0</b>		1	1 unit	41J
	Twin pushbuttons flat, flat, illuminated	Momentary contact	Green / Red	--	B	<b>3SU1031-3AB42-0AA0</b>		1	1 unit	41J
				"I" / "O"	A	<b>3SU1031-3AB42-0AK0</b>		1	1 unit	41J
				Arrows, vert.	B	<b>3SU1031-3AB42-0AN0</b>		1	1 unit	41J
			White / Black	--	B	<b>3SU1031-3AB61-0AA0</b>		1	1 unit	41J
				"I" / "O"	B	<b>3SU1031-3AB61-0AK0</b>		1	1 unit	41J
			White / White	--	B	<b>3SU1031-3AB66-0AA0</b>		1	1 unit	41J
				Arrows, vert.	B	<b>3SU1031-3AB66-0AN0</b>		1	1 unit	41J
	Twin pushbuttons flat, raised, illuminated	Momentary contact	Green / Red	--	B	<b>3SU1031-3BB42-0AA0</b>		1	1 unit	41J
				"I" / "O"	B	<b>3SU1031-3BB42-0AK0</b>		1	1 unit	41J
			White / Black	--	B	<b>3SU1031-3BB61-0AA0</b>		1	1 unit	41J
				"I" / "O"	B	<b>3SU1031-3BB61-0AK0</b>		1	1 unit	41J

## SIRIUS ACT Pushbuttons and Indicator Lights

### Actuators and Indicators, 22 mm, Plastic with Metal Front Ring, Matte Actuating and Signaling Elements

#### Mushroom pushbuttons

#### Selection and ordering data

Version of actuating element	Operating principle Unlatching method	Color	DT	Article No.	Price per PU	PU (UNIT, SET, M)	PS*	PG
------------------------------	--	-------	----	-------------	--------------	-------------------	-----	----

#### Mushroom pushbuttons

	<b>Mushroom pushbuttons</b> 30 mm diameter, 2 positions	Momentary contact	Black	B	<b>3SU1030-1AD10-0AA0</b>	1	1 unit	41J
			Red	B	<b>3SU1030-1AD20-0AA0</b>	1	1 unit	41J
			Yellow	B	<b>3SU1030-1AD30-0AA0</b>	1	1 unit	41J
			Green	B	<b>3SU1030-1AD40-0AA0</b>	1	1 unit	41J
		Latching Pull to unlatch	Black	B	<b>3SU1030-1AA10-0AA0</b>	1	1 unit	41J
		Red	B	<b>3SU1030-1AA20-0AA0</b>	1	1 unit	41J	
	<b>Mushroom pushbuttons</b> 40 mm diameter, 2 positions	Momentary contact	Black	B	<b>3SU1030-1BD10-0AA0</b>	1	1 unit	41J
			Red	B	<b>3SU1030-1BD20-0AA0</b>	1	1 unit	41J
			Yellow	B	<b>3SU1030-1BD30-0AA0</b>	1	1 unit	41J
			Green	B	<b>3SU1030-1BD40-0AA0</b>	1	1 unit	41J
		Latching Pull to unlatch	Black	A	<b>3SU1030-1BA10-0AA0</b>	1	1 unit	41J
		Red	A	<b>3SU1030-1BA20-0AA0</b>	1	1 unit	41J	
		Red, "O"	B	<b>3SU1030-1BA20-0AD0</b>	1	1 unit	41J	
	<b>Mushroom pushbuttons</b> 30 mm diameter, 2 positions, illuminated	Momentary contact	Yellow	B	<b>3SU1031-1AD30-0AA0</b>	1	1 unit	41J
			Green	B	<b>3SU1031-1AD40-0AA0</b>	1	1 unit	41J
			White	B	<b>3SU1031-1AD60-0AA0</b>	1	1 unit	41J
			Clear	B	<b>3SU1031-1AD70-0AA0</b>	1	1 unit	41J
		Latching Pull to unlatch	Red	B	<b>3SU1031-1AA20-0AA0</b>	1	1 unit	41J
		Yellow	B	<b>3SU1031-1AA30-0AA0</b>	1	1 unit	41J	
	<b>Mushroom pushbuttons</b> 40 mm diameter, 2 positions, illuminated	Momentary contact	Yellow	B	<b>3SU1031-1BD30-0AA0</b>	1	1 unit	41J
			Green	B	<b>3SU1031-1BD40-0AA0</b>	1	1 unit	41J
			White	B	<b>3SU1031-1BD60-0AA0</b>	1	1 unit	41J
			Clear	B	<b>3SU1031-1BD70-0AA0</b>	1	1 unit	41J
		Latching Pull to unlatch	Red	B	<b>3SU1031-1BA20-0AA0</b>	1	1 unit	41J
		Yellow	B	<b>3SU1031-1BA30-0AA0</b>	1	1 unit	41J	
	<b>Mushroom pushbuttons</b> with raised mushroom, 40 mm diameter, 2 positions	With positive latching, tamper-proof	Black	A	<b>3SU1000-1HB10-0AA0</b>	1	1 unit	41J
		Rotate to unlatch	Blue	B	<b>3SU1000-1HB50-0AA0</b>	1	1 unit	41J

## SIRIUS ACT Pushbuttons and Indicator Lights

Actuators and Indicators, 22 mm, Plastic with Metal Front Ring, Matte  
Actuating and Signaling Elements

### EMERGENCY STOP mushroom pushbuttons

#### Selection and ordering data

Version of actuating element	Outer diameter of mushroom mm	Make of lock	Color	DT	Article No.	Price per PU	PU (UNIT, SET, M)	PS*	PG
------------------------------	----------------------------------	--------------	-------	----	-------------	--------------	-------------------	-----	----

#### EMERGENCY STOP mushroom pushbuttons

##### With pull-to-unlatch mechanism

Tamper-proof,  
2 positions

40 -- Red A **3SU1000-1HA20-0AA0** 1 1 unit 41J



3SU1000-1HA20-0AA0

##### With rotate-to-unlatch mechanism

Tamper-proof,  
2 positions

33.8 -- Red A **3SU1000-1GB20-0AA0** 1 1 unit 41J



3SU1000-1GB20-0AA0

40 -- Red A **3SU1000-1HB20-0AA0** 1 1 unit 41J



3SU1000-1HB20-0AA0

60 -- Red A **3SU1000-1JB20-0AA0** 1 1 unit 41J



3SU1000-1JB20-0AA0

##### With rotate-to-unlatch mechanism, can be illuminated

Tamper-proof,  
2 positions

33.4 -- Red B **3SU1001-1GB20-0AA0** 1 1 unit 41J

40 -- Red A **3SU1001-1HB20-0AA0** 1 1 unit 41J

60 -- Red B **3SU1001-1JB20-0AA0** 1 1 unit 41J



3SU1001-1HB20-0AA0

## SIRIUS ACT Pushbuttons and Indicator Lights

### Actuators and Indicators, 22 mm, Plastic with Metal Front Ring, Matte Actuating and Signaling Elements

#### EMERGENCY STOP mushroom pushbuttons

Version of actuating element	Outer diameter of mushroom mm	Make of lock	Color	DT	Article No.	Price per PU	PU (UNIT, SET, M)	PS*	PG
------------------------------	----------------------------------	--------------	-------	----	-------------	--------------	-------------------	-----	----

#### EMERGENCY STOP mushroom pushbuttons

##### With key-operated release

Tamper-proof,  
2 positions

40

RONIS SB30  
RONIS 455

Red  
Red

A  
B

**3SU1000-1HF20-0AA0**  
**3SU1000-1HG20-0AA0**

1 1 unit 41J  
1 1 unit 41J



3SU1000-1HF20-0AA0



3SU1000-1HK20-0AA0



3SU1000-1HQ20-0AA0



3SU1000-1HR20-0AA0

BKS S1 Red A  
BKS E7 Red B  
BKS E9 Red B

**3SU1000-1HK20-0AA0**  
**3SU1000-1HM20-0AA0**  
**3SU1000-1HN20-0AA0**

1 1 unit 41J  
1 1 unit 41J  
1 1 unit 41J

O.M.R. 73037 Red A

**3SU1000-1HQ20-0AA0**

1 1 unit 41J

CES SSG10 Red A  
CES SSP9 Red A  
CES SMS1 Red B

**3SU1000-1HR20-0AA0**  
**3SU1000-1HS20-0AA0**  
**3SU1000-1HT20-0AA0**

1 1 unit 41J  
1 1 unit 41J  
1 1 unit 41J

## SIRIUS ACT Pushbuttons and Indicator Lights

Actuators and Indicators, 22 mm, Plastic with Metal Front Ring, Matte  
Actuating and Signaling Elements

### Selector switches

#### Selection and ordering data

Version of actuating element	Operating principle	Color	DT	Article No.	Price per PU	PU (UNIT, SET, M)	PS*	PG
------------------------------	---------------------	-------	----	-------------	--------------	-------------------	-----	----

#### Selector switches

##### 2 switch positions (O-I), can be illuminated

Selector, short black actuator

Momentary contact, 45°  
(10:30/12 o'clock), reset  
from center to left



Red B  
Yellow B  
Green B  
Blue B  
White B

**3SU1032-2BC20-0AA0**  
**3SU1032-2BC30-0AA0**  
**3SU1032-2BC40-0AA0**  
**3SU1032-2BC50-0AA0**  
**3SU1032-2BC60-0AA0**

1 1 unit 41J  
1 1 unit 41J  
1 1 unit 41J  
1 1 unit 41J  
1 1 unit 41J



3SU1032-2BC40-0AA0

Selector, long black actuator

Latching, 90°  
(10:30/1:30 o'clock)



Red B  
Yellow B  
Green A  
Blue B  
White A

**3SU1032-2BF20-0AA0**  
**3SU1032-2BF30-0AA0**  
**3SU1032-2BF40-0AA0**  
**3SU1032-2BF50-0AA0**  
**3SU1032-2BF60-0AA0**

1 1 unit 41J  
1 1 unit 41J  
1 1 unit 41J  
1 1 unit 41J  
1 1 unit 41J



3SU1032-2BF30-0AA0

Selector, long black actuator

Latching, 90°  
(10:30/1:30 o'clock)



Red B  
White B

**3SU1032-2CF20-0AA0**  
**3SU1032-2CF60-0AA0**

1 1 unit 41J  
1 1 unit 41J



3SU1032-2CF60-0AA0

Rotary knob

Latching, 90°  
(10:30/1:30 o'clock)



Red B  
White B

**3SU1032-2AF20-0AA0**  
**3SU1032-2AF60-0AA0**

1 1 unit 41J  
1 1 unit 41J



3SU1032-2AF20-0AA0



## SIRIUS ACT Pushbuttons and Indicator Lights

### Actuators and Indicators, 22 mm, Plastic with Metal Front Ring, Matte Actuating and Signaling Elements

#### Selector switches

Version of actuating element	Operating principle	Color	DT	Article No.	Price per PU	PU (UNIT, SET, M)	PS*	PG
------------------------------	---------------------	-------	----	-------------	--------------	-------------------	-----	----

#### Selector switches

#### 3 switch positions (I+O+II), can be illuminated

Selector, short black actuator

Momentary contact, 2x45°  
(10:30/12/1:30 o'clock),  
reset from left + right



Red B  
Yellow B  
Green B  
Blue B  
White A

**3SU1032-2BM20-0AA0**  
**3SU1032-2BM30-0AA0**  
**3SU1032-2BM40-0AA0**  
**3SU1032-2BM50-0AA0**  
**3SU1032-2BM60-0AA0**

1 1 unit 41J  
1 1 unit 41J  
1 1 unit 41J  
1 1 unit 41J  
1 1 unit 41J



3SU1032-2BM60-0AA0



3SU1032-2BL20-0AA0

Latching, 2x45°  
(10:30/12/1:30 o'clock)



Red B  
Yellow B  
Green A  
Blue B  
White A

**3SU1032-2BL20-0AA0**  
**3SU1032-2BL30-0AA0**  
**3SU1032-2BL40-0AA0**  
**3SU1032-2BL50-0AA0**  
**3SU1032-2BL60-0AA0**

1 1 unit 41J  
1 1 unit 41J  
1 1 unit 41J  
1 1 unit 41J  
1 1 unit 41J



3SU1032-2BP40-0AA0

Momentary contact/latching, 2x45°  
(10:30/12/1:30 o'clock),  
reset from left,  
latching to the right



Red B  
Yellow B  
Green B  
Blue B  
White A

**3SU1032-2BP20-0AA0**  
**3SU1032-2BP30-0AA0**  
**3SU1032-2BP40-0AA0**  
**3SU1032-2BP50-0AA0**  
**3SU1032-2BP60-0AA0**

1 1 unit 41J  
1 1 unit 41J  
1 1 unit 41J  
1 1 unit 41J  
1 1 unit 41J



3SU1032-2BN30-0AA0

Latching/momentary contact, 2x45°  
(10:30/12/1:30 o'clock),  
reset from right,  
latching to the left



Red B  
Yellow B  
Green B  
Blue B  
White B

**3SU1032-2BN20-0AA0**  
**3SU1032-2BN30-0AA0**  
**3SU1032-2BN40-0AA0**  
**3SU1032-2BN50-0AA0**  
**3SU1032-2BN60-0AA0**

1 1 unit 41J  
1 1 unit 41J  
1 1 unit 41J  
1 1 unit 41J  
1 1 unit 41J

## SIRIUS ACT Pushbuttons and Indicator Lights

Actuators and Indicators, 22 mm, Plastic with Metal Front Ring, Matte  
Actuating and Signaling Elements

### Key-operated switches

#### Selection and ordering data

Operating principle	Make of lock	Switch position for key removal	Number of keys	DT	Article No.	Price per PU	PU (UNIT, SET, M)	PS*	PG
---------------------	--------------	---------------------------------	----------------	----	-------------	--------------	-------------------	-----	----

#### Key-operated switches

##### 2 switch positions (O+I)



3SU1030-4BC01-0AA0

Momentary contact, 45° (10:30/12 o'clock), reset from center to left	RONIS, SB30	O	2	A	<b>3SU1030-4BC01-0AA0</b>		1	1 unit	41J
	RONIS, 455	O	2	B	<b>3SU1030-4CC01-0AA0</b>		1	1 unit	41J
	O.M.R. 73037, red	O	2	B	<b>3SU1030-4FC01-0AA0</b>		1	1 unit	41J
	O.M.R. 73038, light blue	O	2	B	<b>3SU1030-4GC01-0AA0</b>		1	1 unit	41J
	O.M.R. 73034, black	O	2	B	<b>3SU1030-4HC01-0AA0</b>		1	1 unit	41J
	O.M.R. 73033, yellow	O	2	B	<b>3SU1030-4JC01-0AA0</b>		1	1 unit	41J
	CES, SSG10	O	2	A	<b>3SU1030-5BC01-0AA0</b>		1	1 unit	41J
	CES, LSG1	O	2	B	<b>3SU1030-5HC01-0AA0</b>		1	1 unit	41J
	BKS, S1	O	2	A	<b>3SU1030-5PC01-0AA0</b>		1	1 unit	41J
	IKON, 360012K1	O	2	B	<b>3SU1030-5XC01-0AA0</b>		1	1 unit	41J



3SU1030-4BF01-0AA0

Latching, 90° (10:30/1:30 o'clock)	RONIS, SB30	O	2	A	<b>3SU1030-4BF01-0AA0</b>		1	1 unit	41J
		O+I	2	A	<b>3SU1030-4BF11-0AA0</b>		1	1 unit	41J
	RONIS, 455	I	2	B	<b>3SU1030-4BF21-0AA0</b>		1	1 unit	41J
		O	2	B	<b>3SU1030-4CF01-0AA0</b>		1	1 unit	41J
		O+I	2	B	<b>3SU1030-4CF11-0AA0</b>		1	1 unit	41J



3SU1030-4FF01-0AA0

Latching, 90° (10:30/1:30 o'clock)	O.M.R. 73037, red	O	2	B	<b>3SU1030-4FF01-0AA0</b>		1	1 unit	41J
		O+I	2	B	<b>3SU1030-4FF11-0AA0</b>		1	1 unit	41J
	O.M.R. 73038, light blue	O	2	B	<b>3SU1030-4GF01-0AA0</b>		1	1 unit	41J
		O+I	2	B	<b>3SU1030-4GF11-0AA0</b>		1	1 unit	41J
	O.M.R. 73034, black	O	2	B	<b>3SU1030-4HF01-0AA0</b>		1	1 unit	41J
		O+I	2	B	<b>3SU1030-4HF11-0AA0</b>		1	1 unit	41J
		I	2	B	<b>3SU1030-4HF21-0AA0</b>		1	1 unit	41J
	O.M.R. 73033, yellow	O	2	B	<b>3SU1030-4JF01-0AA0</b>		1	1 unit	41J
		O+I	2	B	<b>3SU1030-4JF11-0AA0</b>		1	1 unit	41J



3SU1030-5BF01-0AA0

Latching, 90° (10:30/1:30 o'clock)	CES, SSG10	O	2	A	<b>3SU1030-5BF01-0AA0</b>		1	1 unit	41J
		O+I	2	A	<b>3SU1030-5BF11-0AA0</b>		1	1 unit	41J
		I	2	B	<b>3SU1030-5BF21-0AA0</b>		1	1 unit	41J
	CES, LSG1	O	2	B	<b>3SU1030-5HF01-0AA0</b>		1	1 unit	41J
		O+I	2	B	<b>3SU1030-5HF11-0AA0</b>		1	1 unit	41J



3SU1030-5PF01-0AA0






Latching, 90° (10:30/1:30 o'clock)	BKS, S1	O	2	B	<b>3SU1030-5PF01-0AA0</b>		1	1 unit	41J
		O+I	2	B	<b>3SU1030-5PF11-0AA0</b>		1	1 unit	41J
		I	2	B	<b>3SU1030-5PF21-0AA0</b>		1	1 unit	41J
	BKS, E1	O	1	B	<b>3SU1030-5QF01-0AA0</b>		1	1 unit	41J
		O+I	1	B	<b>3SU1030-5QF11-0AA0</b>		1	1 unit	41J
	BKS, E2	O	1	A	<b>3SU1030-5RF01-0AA0</b>		1	1 unit	41J
		O+I	1	B	<b>3SU1030-5RF11-0AA0</b>		1	1 unit	41J
	BKS, E7	O	1	A	<b>3SU1030-5SF01-0AA0</b>		1	1 unit	41J
		O+I	1	A	<b>3SU1030-5SF11-0AA0</b>		1	1 unit	41J
	BKS, E9	O	1	B	<b>3SU1030-5TF01-0AA0</b>		1	1 unit	41J
		O+I	1	B	<b>3SU1030-5TF11-0AA0</b>		1	1 unit	41J

Latching, 90° (10:30/1:30 o'clock)	IKON, 360012K1	O	2	A	<b>3SU1030-5XF01-0AA0</b>		1	1 unit	41J
		O+I	2	B	<b>3SU1030-5XF11-0AA0</b>		1	1 unit	41J

## SIRIUS ACT Pushbuttons and Indicator Lights

### Actuators and Indicators, 22 mm, Plastic with Metal Front Ring, Matte Actuating and Signaling Elements





#### Key-operated switches

Operating principle	Make of lock	Switch position for key removal	Number of keys	DT	Article No.	Price per PU	PU (UNIT, SET, M)	PS*	PG	
<b>Key-operated switches</b>										
<b>3 switch positions (I+O+II)</b>										
 <p>3SU1030-4BM01-0AA0</p>	Momentary contact, 2x45° (10:30/12/1:30 o'clock), reset from left + right	RONIS, SB30	O	2	B	<b>3SU1030-4BM01-0AA0</b>	1	1 unit	41J	
		O.M.R. 73037, red	O	2	B	<b>3SU1030-4FM01-0AA0</b>	1	1 unit	41J	
		O.M.R. 73034, black	O	2	B	<b>3SU1030-4HM01-0AA0</b>	1	1 unit	41J	
		CES, SSG10	O	2	A	<b>3SU1030-5BM01-0AA0</b>	1	1 unit	41J	
		BKS, S1	O	2	B	<b>3SU1030-5PM01-0AA0</b>	1	1 unit	41J	
		IKON, 360012K1	O	2	B	<b>3SU1030-5XM01-0AA0</b>	1	1 unit	41J	
 <p>3SU1030-4BL01-0AA0</p>	Latching, 2x45° (10:30/12/1:30 o'clock)	RONIS, SB30	O	2	B	<b>3SU1030-4BL01-0AA0</b>	1	1 unit	41J	
		I+O+II	2	A	<b>3SU1030-4BL11-0AA0</b>	1	1 unit	41J		
		I	2	B	<b>3SU1030-4BL21-0AA0</b>	1	1 unit	41J		
		II (right)	2	B	<b>3SU1030-4BL31-0AA0</b>	1	1 unit	41J		
		I+II	2	B	<b>3SU1030-4BL41-0AA0</b>	1	1 unit	41J		
		O+I (left, right)	2	B	<b>3SU1030-4BL51-0AA0</b>	1	1 unit	41J		
		RONIS, 455	O	2	B	<b>3SU1030-4CL01-0AA0</b>	1	1 unit	41J	
		I+O+II	2	B	<b>3SU1030-4CL11-0AA0</b>	1	1 unit	41J		
		O.M.R. 73037, red	O	2	B	<b>3SU1030-4FL01-0AA0</b>	1	1 unit	41J	
		O+I (center, left)	2	B	<b>3SU1030-4FL51-0AA0</b>	1	1 unit	41J		
		O.M.R. 73038, light blue	O	2	B	<b>3SU1030-4GL01-0AA0</b>	1	1 unit	41J	
		I+O+II	2	B	<b>3SU1030-4GL11-0AA0</b>	1	1 unit	41J		
		O.M.R. 73034, black	O	2	B	<b>3SU1030-4HL01-0AA0</b>	1	1 unit	41J	
		I+O+II	2	B	<b>3SU1030-4HL11-0AA0</b>	1	1 unit	41J		
O.M.R. 73033, yellow	I+O+II	2	B	<b>3SU1030-4JL11-0AA0</b>	1	1 unit	41J			
 <p>3SU1030-5BL01-0AA0</p>	CES, SSG10	O	2	B	<b>3SU1030-5BL01-0AA0</b>	1	1 unit	41J		
		I+O+II	2	A	<b>3SU1030-5BL11-0AA0</b>	1	1 unit	41J		
		I	2	B	<b>3SU1030-5BL21-0AA0</b>	1	1 unit	41J		
		II (right)	2	B	<b>3SU1030-5BL31-0AA0</b>	1	1 unit	41J		
		I+II (left, right)	2	B	<b>3SU1030-5BL41-0AA0</b>	1	1 unit	41J		
		O+I (center, left)	2	B	<b>3SU1030-5BL51-0AA0</b>	1	1 unit	41J		
		 <p>3SU1030-5PL01-0AA0</p>	BKS, S1	O	2	B	<b>3SU1030-5PL01-0AA0</b>	1	1 unit	41J
				I+O+II	2	B	<b>3SU1030-5PL11-0AA0</b>	1	1 unit	41J
I	2			B	<b>3SU1030-5PL21-0AA0</b>	1	1 unit	41J		
II (right)	2			B	<b>3SU1030-5PL31-0AA0</b>	1	1 unit	41J		
I+II (left, right)	2			B	<b>3SU1030-5PL41-0AA0</b>	1	1 unit	41J		
BKS, E2	I+O+II	1	B	<b>3SU1030-5RL11-0AA0</b>	1	1 unit	41J			
BKS, E9	I+O+II	1	B	<b>3SU1030-5TL11-0AA0</b>	1	1 unit	41J			
 <p>3SU1030-5XL01-0AA0</p>	IKON, 360012K1	O	2	B	<b>3SU1030-5XL01-0AA0</b>	1	1 unit	41J		
		I+O+II	2	B	<b>3SU1030-5XL11-0AA0</b>	1	1 unit	41J		

## SIRIUS ACT Pushbuttons and Indicator Lights

Actuators and Indicators, 22 mm, Plastic with Metal Front Ring, Matte  
Actuating and Signaling Elements

### Key-operated switches / ID key-operated switches

Operating principle	Make of lock	Switch position for key removal	Number of keys	DT	Article No.	Price per PU	PU (UNIT, SET, M)	PS*	PG	
<b>Key-operated switches</b>										
<b>3 switch positions (I+O+II)</b>										
 <p>3SU1030-4BP01-0AA0</p>	Momentary contact/latching, 2x45° (10:30/12/1:30 o'clock), reset from left, latching to the right	RONIS, SB30	O	2	B	<b>3SU1030-4BP01-0AA0</b>	1	1 unit	41J	
			II (right)	2	B	<b>3SU1030-4BP31-0AA0</b>	1	1 unit	41J	
			O + II (center, right)	2	B	<b>3SU1030-4BP61-0AA0</b>	1	1 unit	41J	
		CES, SSG10	O	2	B	<b>3SU1030-5BP01-0AA0</b>	1	1 unit	41J	
			II (right)	2	B	<b>3SU1030-5BP31-0AA0</b>	1	1 unit	41J	
			O + II (center, right)	2	B	<b>3SU1030-5BP61-0AA0</b>	1	1 unit	41J	
	BKS, S1	O	2	B	<b>3SU1030-5PP01-0AA0</b>	1	1 unit	41J		
		Latching/momentary contact, 2x45° (10:30/12/1:30 o'clock), reset from right, latching to the left	RONIS, SB30	O	2	B	<b>3SU1030-4BN01-0AA0</b>	1	1 unit	41J
				I	2	B	<b>3SU1030-4BN21-0AA0</b>	1	1 unit	41J
	O+I (center, left)		2	B	<b>3SU1030-4BN51-0AA0</b>	1	1 unit	41J		
	O.M.R. 73038, light blue O.M.R. 73034, black	O	2	B	<b>3SU1030-4GN01-0AA0</b>	1	1 unit	41J		
		I	2	B	<b>3SU1030-4HN21-0AA0</b>	1	1 unit	41J		
 <p>3SU1030-5BN01-0AA0</p>	CES, SSG10	O	2	B	<b>3SU1030-5BN01-0AA0</b>	1	1 unit	41J		
		I	2	B	<b>3SU1030-5BN21-0AA0</b>	1	1 unit	41J		
		O+I (center, left)	2	B	<b>3SU1030-5BN51-0AA0</b>	1	1 unit	41J		
		BKS, S1	O	2	B	<b>3SU1030-5PN21-0AA0</b>	1	1 unit	41J	
O+I (center, left)	2		B	<b>3SU1030-5PN51-0AA0</b>	1	1 unit	41J			
	IKON, 360012K1	O+I (center, left)	2	B	<b>3SU1030-5XN51-0AA0</b>	1	1 unit	41J		

### Selection and ordering data

Operating angle	Operating principle	Switch position for key removal	Color	DT	Article No.	Price per PU	PU (UNIT, SET, M)	PS*	PG
-----------------	---------------------	---------------------------------	-------	----	-------------	--------------	-------------------	-----	----

#### ID key-operated switches

<b>4 switch positions (O+I+II+III)</b>									
45	Latching	O+I+II+III	Black	X	<b>3SU1030-4WS10-0AA0</b>		1	1 unit	41J



3SU1030-4WS10-0AA0

For available keys, see page 13/117

For electronic modules for ID key-operated switches, see page 13/83

## SIRIUS ACT Pushbuttons and Indicator Lights

### Actuators and Indicators, 22 mm, Plastic with Metal Front Ring, Matte Actuating and Signaling Elements

#### Indicator lights

#### Selection and ordering data

Version of actuating element	Color	DT	Article No.	Price per PU	PU (UNIT, SET, M)	PS*	PG
------------------------------	-------	----	-------------	--------------	-------------------	-----	----

#### Indicator lights



3SU1001-6AA20-0AA0


Indicator lights with smooth lens	Amber	B	<b>3SU1001-6AA00-0AA0</b>		1	1 unit	41J
	Red	A	<b>3SU1001-6AA20-0AA0</b>		1	1 unit	41J
	Yellow	A	<b>3SU1001-6AA30-0AA0</b>		1	1 unit	41J
	Green	A	<b>3SU1001-6AA40-0AA0</b>		1	1 unit	41J
	Blue	A	<b>3SU1001-6AA50-0AA0</b>		1	1 unit	41J
	White	A	<b>3SU1001-6AA60-0AA0</b>		1	1 unit	41J
	Clear	A	<b>3SU1001-6AA70-0AA0</b>		1	1 unit	41J

# SIRIUS ACT Pushbuttons and Indicator Lights

## Actuators and Indicators, 22 mm, Metal, Shiny Complete Units


### Pushbuttons

#### Selection and ordering data


Supply voltage for light source		Color	Number of NO contacts	Number of NC contacts	DT	Screw terminals 	PU (UNIT, SET, M)	PS*	PG
At AC	At DC								
V	V					Article No.	Price per PU		

#### Pushbuttons


##### Pushbuttons with flat button, momentary contact


	--	--	Black	1	0	A	<b>3SU1150-0AB10-1BA0</b>	1	1 unit	41J
				0	1	B	<b>3SU1150-0AB10-1CA0</b>	1	1 unit	41J
			Red	1	0	B	<b>3SU1150-0AB20-1BA0</b>	1	1 unit	41J
				0	1	A	<b>3SU1150-0AB20-1CA0</b>	1	1 unit	41J
			Yellow	1	0	B	<b>3SU1150-0AB30-1BA0</b>	1	1 unit	41J
			Green	1	0	A	<b>3SU1150-0AB40-1BA0</b>	1	1 unit	41J
			Blue	1	0	B	<b>3SU1150-0AB50-1BA0</b>	1	1 unit	41J
			White	1	0	B	<b>3SU1150-0AB60-1BA0</b>	1	1 unit	41J
		Clear	1	0	B	<b>3SU1150-0AB70-1BA0</b>	1	1 unit	41J	

##### Pushbuttons with raised button, momentary contact

	--	--	Black	1	0	B	<b>3SU1150-0BB10-1BA0</b>	1	1 unit	41J
				0	1	B	<b>3SU1150-0BB10-1CA0</b>	1	1 unit	41J
			Red	0	1	B	<b>3SU1150-0BB20-1CA0</b>	1	1 unit	41J
			Blue	1	0	B	<b>3SU1150-0BB50-1BA0</b>	1	1 unit	41J

##### Illuminated pushbuttons with flat button, momentary contact, with integrated LED

	24	24	Amber	1	0	B	<b>3SU1152-0AB00-1BA0</b>	1	1 unit	41J
			Red	0	1	A	<b>3SU1152-0AB20-1CA0</b>	1	1 unit	41J
			Yellow	1	0	A	<b>3SU1152-0AB30-1BA0</b>	1	1 unit	41J
			Green	1	0	A	<b>3SU1152-0AB40-1BA0</b>	1	1 unit	41J
			Blue	1	0	A	<b>3SU1152-0AB50-1BA0</b>	1	1 unit	41J
			White	1	0	A	<b>3SU1152-0AB60-1BA0</b>	1	1 unit	41J
			Clear	1	0	A	<b>3SU1152-0AB70-1BA0</b>	1	1 unit	41J


	110	--	Amber	1	0	B	<b>3SU1153-0AB00-1BA0</b>	1	1 unit	41J
			Red	0	1	B	<b>3SU1153-0AB20-1CA0</b>	1	1 unit	41J
			Yellow	1	0	B	<b>3SU1153-0AB30-1BA0</b>	1	1 unit	41J
			Green	1	0	B	<b>3SU1153-0AB40-1BA0</b>	1	1 unit	41J
			Blue	1	0	B	<b>3SU1153-0AB50-1BA0</b>	1	1 unit	41J
			White	1	0	B	<b>3SU1153-0AB60-1BA0</b>	1	1 unit	41J
			Clear	1	0	B	<b>3SU1153-0AB70-1BA0</b>	1	1 unit	41J


	230	--	Amber	1	0	B	<b>3SU1156-0AB00-1BA0</b>	1	1 unit	41J
			Red	0	1	B	<b>3SU1156-0AB20-1CA0</b>	1	1 unit	41J
			Yellow	1	0	B	<b>3SU1156-0AB30-1BA0</b>	1	1 unit	41J
			Green	1	0	B	<b>3SU1156-0AB40-1BA0</b>	1	1 unit	41J
			Blue	1	0	B	<b>3SU1156-0AB50-1BA0</b>	1	1 unit	41J
			White	1	0	B	<b>3SU1156-0AB60-1BA0</b>	1	1 unit	41J
			Clear	1	0	B	<b>3SU1156-0AB70-1BA0</b>	1	1 unit	41J

## SIRIUS ACT Pushbuttons and Indicator Lights

### Actuators and Indicators, 22 mm, Metal, Shiny Complete Units

#### Pushbuttons

Supply voltage for light source		Color	Number of NO contacts	Number of NC contacts	DT	Spring-type terminals 	PU (UNIT, SET, M)	PS*	PG
At AC	At DC								
V	V	Article No.		Price per PU					
<b>Pushbuttons with flat button, momentary contact</b>									
--	--	Black	1	0	A	<b>3SU1150-0AB10-3BA0</b>	1	1 unit	41J
			0	1	B	<b>3SU1150-0AB10-3CA0</b>	1	1 unit	41J
		Red	0	1	B	<b>3SU1150-0AB20-3CA0</b>	1	1 unit	41J
		Yellow	1	0	B	<b>3SU1150-0AB30-3BA0</b>	1	1 unit	41J
		Green	1	0	B	<b>3SU1150-0AB40-3BA0</b>	1	1 unit	41J
		Blue	1	0	B	<b>3SU1150-0AB50-3BA0</b>	1	1 unit	41J
		White	1	0	B	<b>3SU1150-0AB60-3BA0</b>	1	1 unit	41J
<b>Pushbuttons with raised button, momentary contact</b>									
--	--	Red	0	1	B	<b>3SU1150-0BB20-3CA0</b>	1	1 unit	41J
<b>Illuminated pushbuttons with flat button, momentary contact, with integrated LED</b>									
24	24	Red	0	1	B	<b>3SU1152-0AB20-3CA0</b>	1	1 unit	41J
		Yellow	1	0	B	<b>3SU1152-0AB30-3BA0</b>	1	1 unit	41J
		Green	1	0	B	<b>3SU1152-0AB40-3BA0</b>	1	1 unit	41J
		Blue	1	0	B	<b>3SU1152-0AB50-3BA0</b>	1	1 unit	41J
		White	1	0	B	<b>3SU1152-0AB60-3BA0</b>	1	1 unit	41J
		Clear	1	0	B	<b>3SU1152-0AB70-3BA0</b>	1	1 unit	41J
110	--	Red	0	1	B	<b>3SU1153-0AB20-3CA0</b>	1	1 unit	41J
		Yellow	1	0	B	<b>3SU1153-0AB30-3BA0</b>	1	1 unit	41J
		Green	1	0	B	<b>3SU1153-0AB40-3BA0</b>	1	1 unit	41J
		Blue	1	0	B	<b>3SU1153-0AB50-3BA0</b>	1	1 unit	41J
		White	1	0	B	<b>3SU1153-0AB60-3BA0</b>	1	1 unit	41J
		Clear	1	0	B	<b>3SU1153-0AB70-3BA0</b>	1	1 unit	41J
230	--	Red	0	1	B	<b>3SU1156-0AB20-3CA0</b>	1	1 unit	41J
		Yellow	1	0	B	<b>3SU1156-0AB30-3BA0</b>	1	1 unit	41J
		Green	1	0	B	<b>3SU1156-0AB40-3BA0</b>	1	1 unit	41J
		Blue	1	0	B	<b>3SU1156-0AB50-3BA0</b>	1	1 unit	41J
		White	1	0	B	<b>3SU1156-0AB60-3BA0</b>	1	1 unit	41J
		Clear	1	0	B	<b>3SU1156-0AB70-3BA0</b>	1	1 unit	41J



3SU1150-0AB40-3BA0



3SU1150-0BB20-1CA0



3SU1152-0AB50-3BA0



3SU1153-0AB60-3BA0



3SU1156-0AB30-3BA0

## SIRIUS ACT Pushbuttons and Indicator Lights

Actuators and Indicators, 22 mm, Metal, Shiny  
Complete Units


### Mushroom pushbuttons / EMERGENCY STOP mushroom pushbuttons

#### Selection and ordering data

Unlatching method	Number of NO contacts	Number of NC contacts	DT	Screw terminals	⊕	PU (UNIT, SET, M)	PS*	PG
				Article No.	Price per PU			

#### Mushroom pushbuttons

##### With red mushroom, diameter 40 mm, latching



3SU1150-1BA20-1CA0

Pull to unlatch	0	1	A	<b>3SU1150-1BA20-1CA0</b>	⊕	1	1 unit	41J
				<b>Spring-type terminals</b>	⊕			
Pull to unlatch	0	1	B	<b>3SU1150-1BA20-3CA0</b>	⊕	1	1 unit	41J

#### Selection and ordering data

Unlatching method	Number of NO contacts	Number of NC contacts	Marking	DT	Screw terminals	⊕	PU (UNIT, SET, M)	PS*	PG
				Article No.	Price per PU				

#### EMERGENCY STOP mushroom pushbuttons, tamper-proof, in accordance with ISO 13850 and IEC 60947-5-5

##### With red mushroom, diameter 40 mm, with positive latching



3SU1150-1HA20-1CH0

Pull to unlatch	0	1	EMERGENCY STOP	B	<b>3SU1150-1HA20-1CG0</b>	⊕	1	1 unit	41J
	0	1	NOT-HALT	B	<b>3SU1150-1HA20-1CH0</b>	⊕	1	1 unit	41J



3SU1150-1HB20-1CH0

Rotate to unlatch	0	1	EMERGENCY STOP	B	<b>3SU1150-1HB20-1CG0</b>	⊕	1	1 unit	41J
	0	1	NOT-HALT	A	<b>3SU1150-1HB20-1CH0</b>	⊕	1	1 unit	41J
	0	1	ARRET D'URGENCE	B	<b>3SU1150-1HB20-1CJ0</b>	⊕	1	1 unit	41J



3SU1150-1HA20-3CH0

				<b>Spring-type terminals</b>		⊕			
Pull to unlatch	0	1	NOT-HALT	B	<b>3SU1150-1HA20-3CH0</b>	⊕	1	1 unit	41J
	0	2	NOT-HALT	B	<b>3SU1150-1HA20-3PH0</b>	⊕	1	1 unit	41J



Rotate to unlatch	0	1	NOT-HALT	B	<b>3SU1150-1HB20-3CH0</b>	⊕	1	1 unit	41J
	0	2	NOT-HALT	B	<b>3SU1150-1HB20-3PH0</b>	⊕	1	1 unit	41J




## SIRIUS ACT Pushbuttons and Indicator Lights

### Actuators and Indicators, 22 mm, Metal, Shiny Complete Units


#### Selector switches / key-operated switches

#### Selection and ordering data


Operating principle	Color	Number of NO contacts	Number of NC contacts	DT	Screw terminals 	PU (UNIT, SET, M)	PS*	PG
					Article No.	Price per PU		


#### Selector switches

##### Short black actuator, 2 switch positions (O+I)

Latching, 90°	White	1	0	A	<b>3SU1150-2BF60-1BA0</b>	1	1 unit	41J
		1	1	A		<b>3SU1150-2BF60-1MA0</b>	1	1 unit


##### Short black actuator, 3 switch positions (I+O+II)

Momentary contact, 2x45° reset from left + right	White	2	0	A	<b>3SU1150-2BM60-1NA0</b>	1	1 unit	41J
								


Latching, 2x45°	White	2	0	A	<b>3SU1150-2BL60-1NA0</b>	1	1 unit	41J
								


##### Spring-type terminals

##### Short black actuator, 2 switch positions (O+I)

Latching, 90°	White	1	0	B	<b>3SU1150-2BF60-3BA0</b>	1	1 unit	41J
		1	1	B		<b>3SU1150-2BF60-3MA0</b>	1	1 unit

##### Short black actuator, 3 switch positions (I+O+II)

Momentary contact, 2x45° reset from left + right	White	2	0	B	<b>3SU1150-2BM60-3NA0</b>	1	1 unit	41J
								

Latching, 2x45°	White	2	0	B	<b>3SU1150-2BL60-3NA0</b>	1	1 unit	41J
								




3SU1150-2BF60-1BA0



3SU1150-2BL60-3NA0

#### Selection and ordering data

Operating principle	Switch position for key removal	Number of NO contacts	Number of NC contacts	DT	Screw terminals 	PU (UNIT, SET, M)	PS*	PG
					Article No.	Price per PU		

#### Key-operated switches

##### With Ronis lock, SB30, 2 switch positions (O+I)

Latching, 90° (10:30/1:30 o'clock)	O+I	1	0	B	<b>3SU1150-4BF11-1BA0</b>	1	1 unit	41J
								

	O+I	1	0	B	<b>3SU1150-4BF11-3BA0</b>	1	1 unit	41J
	O	0	2	B		<b>3SU1150-4BF01-3PA0</b>	1	1 unit



3SU1150-4BF11-1BA0

# SIRIUS ACT Pushbuttons and Indicator Lights

## Actuators and Indicators, 22 mm, Metal, Shiny Compact Units


### Indicator lights

#### Selection and ordering data


Operational voltage		Color		DT	Screw terminals	PU (UNIT, SET, M)	PS*	PG
At AC, rated value	At DC, rated value	Of actuating element	Of light source					
V	V				Article No.	Price per PU		

#### Indicator lights


##### With smooth lens and integrated LED

	24	24	Amber	Amber	B	<b>3SU1152-6AA00-1AA0</b>	1	1 unit	41J
			Red	Red	A	<b>3SU1152-6AA20-1AA0</b>	1	1 unit	41J
			Yellow	Yellow	A	<b>3SU1152-6AA30-1AA0</b>	1	1 unit	41J
			Green	Green	A	<b>3SU1152-6AA40-1AA0</b>	1	1 unit	41J
			Blue	Blue	B	<b>3SU1152-6AA50-1AA0</b>	1	1 unit	41J
			White	White	A	<b>3SU1152-6AA60-1AA0</b>	1	1 unit	41J
			Clear	White	B	<b>3SU1152-6AA70-1AA0</b>	1	1 unit	41J

3SU1152-6AA50-1AA0


	110	--	Amber	Amber	B	<b>3SU1153-6AA00-1AA0</b>	1	1 unit	41J
			Red	Red	A	<b>3SU1153-6AA20-1AA0</b>	1	1 unit	41J
			Yellow	Yellow	B	<b>3SU1153-6AA30-1AA0</b>	1	1 unit	41J
			Green	Green	A	<b>3SU1153-6AA40-1AA0</b>	1	1 unit	41J
			Blue	Blue	B	<b>3SU1153-6AA50-1AA0</b>	1	1 unit	41J
			White	White	B	<b>3SU1153-6AA60-1AA0</b>	1	1 unit	41J
			Clear	White	B	<b>3SU1153-6AA70-1AA0</b>	1	1 unit	41J

3SU1153-6AA00-1AA0


	AC 230	--	Red	Red	A	<b>3SU1156-6AA20-1AA0</b>	1	1 unit	41J
			Yellow	Yellow	B	<b>3SU1156-6AA30-1AA0</b>	1	1 unit	41J
			Green	Green	A	<b>3SU1156-6AA40-1AA0</b>	1	1 unit	41J
			Blue	Blue	B	<b>3SU1156-6AA50-1AA0</b>	1	1 unit	41J
			White	White	B	<b>3SU1156-6AA60-1AA0</b>	1	1 unit	41J
			Clear	White	B	<b>3SU1156-6AA70-1AA0</b>	1	1 unit	41J

3SU1156-6AA60-1AA0


##### Spring-type terminals

	24	24	Red	Red	B	<b>3SU1152-6AA20-3AA0</b>	1	1 unit	41J
			Yellow	Yellow	B	<b>3SU1152-6AA30-3AA0</b>	1	1 unit	41J
			Green	Green	B	<b>3SU1152-6AA40-3AA0</b>	1	1 unit	41J
			Blue	Blue	B	<b>3SU1152-6AA50-3AA0</b>	1	1 unit	41J
			White	White	B	<b>3SU1152-6AA60-3AA0</b>	1	1 unit	41J
			Clear	White	B	<b>3SU1152-6AA70-3AA0</b>	1	1 unit	41J

3SU1152-6AA40-3AA0

	110	--	Red	Red	B	<b>3SU1153-6AA20-3AA0</b>	1	1 unit	41J
			Yellow	Yellow	B	<b>3SU1153-6AA30-3AA0</b>	1	1 unit	41J
			Green	Green	B	<b>3SU1153-6AA40-3AA0</b>	1	1 unit	41J
			Blue	Blue	B	<b>3SU1153-6AA50-3AA0</b>	1	1 unit	41J
			White	White	B	<b>3SU1153-6AA60-3AA0</b>	1	1 unit	41J
			Clear	White	B	<b>3SU1153-6AA70-3AA0</b>	1	1 unit	41J

3SU1153-6AA30-3AA0

	230	--	Red	Red	B	<b>3SU1156-6AA20-3AA0</b>	1	1 unit	41J
			Yellow	Yellow	B	<b>3SU1156-6AA30-3AA0</b>	1	1 unit	41J
			Green	Green	B	<b>3SU1156-6AA40-3AA0</b>	1	1 unit	41J
			Blue	Blue	B	<b>3SU1156-6AA50-3AA0</b>	1	1 unit	41J
			White	White	B	<b>3SU1156-6AA60-3AA0</b>	1	1 unit	41J
			Clear	White	B	<b>3SU1156-6AA70-3AA0</b>	1	1 unit	41J

## SIRIUS ACT Pushbuttons and Indicator Lights


Actuators and Indicators, 22 mm, Metal, Shiny Compact Units

### Pushbuttons with extended stroke

#### Selection and ordering data

Version	Color	DT	Article No.	Price per PU	PU (UNIT, SET, M)	PS*	PG
---------	-------	----	-------------	--------------	-------------------	-----	----

#### Pushbuttons with extended stroke



3SU1250-0EB40-0AA0

#### Pushbuttons with flat button

Red  
GreenB  
B
**3SU1250-0EB20-0AA0**  
**3SU1250-0EB40-0AA0**
1 1 unit 41J  
1 1 unit 41J

3SU1250-0FB10-0AA0


#### Pushbuttons with raised button

Black

A

**3SU1250-0FB10-0AA0**

1 1 unit 41J



3SU1251-0EB20-0AA0

#### Illuminated pushbuttons with flat button

Red  
ClearB  
B
**3SU1251-0EB20-0AA0**  
**3SU1251-0EB70-0AA0**
1 1 unit 41J  
1 1 unit 41J

Version	Material	Color	DT	Article No.	Price per PU	PU (UNIT, SET, M)	PS*	PG
---------	----------	-------	----	-------------	--------------	-------------------	-----	----

#### Accessories



3SU1900-0KG10-0AA0

Extension plungers  
Plastic  
Black  
A

For compensation of the distance between the pushbutton and the unlatching button of an overload relay

**3SU1900-0KG10-0AA0**





1 1 unit 41J

## SIRIUS ACT Pushbuttons and Indicator Lights

Actuators and Indicators, 22 mm, Metal, Shiny  
Actuating and Signaling Elements

### Pushbuttons

#### Selection and ordering data




Version of actuating element Front ring version	Operating principle Unlatching method	Color, marking	DT	Article No.	Price per PU	PU (UNIT, SET, M)	PS*	PG	
<b>Pushbuttons</b>									
 3SU1050-0AB40-0AC0	<b>Pushbuttons with flat button</b> Standard	Momentary contact	Black	A	<b>3SU1050-0AB10-0AA0</b>		1	1 unit	41J
			Black, "O"	B	<b>3SU1050-0AB10-0AD0</b>		1	1 unit	41J
			Red	A	<b>3SU1050-0AB20-0AA0</b>		1	1 unit	41J
			Red, "O"	B	<b>3SU1050-0AB20-0AD0</b>		1	1 unit	41J
			Yellow	B	<b>3SU1050-0AB30-0AA0</b>		1	1 unit	41J
			Green	A	<b>3SU1050-0AB40-0AA0</b>		1	1 unit	41J
			Green, "I"	B	<b>3SU1050-0AB40-0AC0</b>		1	1 unit	41J
			Blue	B	<b>3SU1050-0AB50-0AA0</b>		1	1 unit	41J
			Blue, "R"	B	<b>3SU1050-0AB50-0AR0</b>		1	1 unit	41J
			White	B	<b>3SU1050-0AB60-0AA0</b>		1	1 unit	41J
			White, "⊕"	B	<b>3SU1050-0AB60-0AB0</b>		1	1 unit	41J
			White, "I"	B	<b>3SU1050-0AB60-0AC0</b>		1	1 unit	41J
			Clear	B	<b>3SU1050-0AB70-0AA0</b>		1	1 unit	41J
	Gray	B	<b>3SU1050-0AB80-0AA0</b>		1	1 unit	41J		
 3SU1050-0AA30-0AA0	Latching Push to unlatch		Black	B	<b>3SU1050-0AA10-0AA0</b>		1	1 unit	41J
			Red	B	<b>3SU1050-0AA20-0AA0</b>		1	1 unit	41J
			Yellow	B	<b>3SU1050-0AA30-0AA0</b>		1	1 unit	41J
			Green	B	<b>3SU1050-0AA40-0AA0</b>		1	1 unit	41J
			Blue	B	<b>3SU1050-0AA50-0AA0</b>		1	1 unit	41J
			White	B	<b>3SU1050-0AA60-0AA0</b>		1	1 unit	41J
 3SU1050-0BB20-0AA0	<b>Pushbuttons with raised button</b> Standard	Momentary contact	Black	B	<b>3SU1050-0BB10-0AA0</b>		1	1 unit	41J
			Red	B	<b>3SU1050-0BB20-0AA0</b>		1	1 unit	41J
			Yellow	B	<b>3SU1050-0BB30-0AA0</b>		1	1 unit	41J
			Green	B	<b>3SU1050-0BB40-0AA0</b>		1	1 unit	41J
			Blue	B	<b>3SU1050-0BB50-0AA0</b>		1	1 unit	41J
			White	B	<b>3SU1050-0BB60-0AA0</b>		1	1 unit	41J
		Latching Push to unlatch	Red	B	<b>3SU1050-0BA20-0AA0</b>		1	1 unit	41J
 3SU1050-0CB50-0AA0	<b>Pushbuttons with flat button</b> Raised	Momentary contact	Black	B	<b>3SU1050-0CB10-0AA0</b>		1	1 unit	41J
			Red	B	<b>3SU1050-0CB20-0AA0</b>		1	1 unit	41J
			Yellow	B	<b>3SU1050-0CB30-0AA0</b>		1	1 unit	41J
			Green	B	<b>3SU1050-0CB40-0AA0</b>		1	1 unit	41J
			Blue	B	<b>3SU1050-0CB50-0AA0</b>		1	1 unit	41J
			White	B	<b>3SU1050-0CB60-0AA0</b>		1	1 unit	41J

## SIRIUS ACT Pushbuttons and Indicator Lights

### Actuators and Indicators, 22 mm, Metal, Shiny

### Actuating and Signaling Elements

#### Pushbuttons

Version of actuating element Front ring version	Operating principle Unlatching method	Color	DT	Article No.	Price per PU	PU (UNIT, SET, M)	PS*	PG	
<b>Pushbuttons</b>									
 3SU1051-0AB30-0AA0	<b>Illuminated pushbuttons with flat button</b> Standard	Momentary contact	Amber	B	<b>3SU1051-0AB00-0AA0</b>		1	1 unit	41J
			Red	A	<b>3SU1051-0AB20-0AA0</b>		1	1 unit	41J
			Yellow	B	<b>3SU1051-0AB30-0AA0</b>		1	1 unit	41J
			Green	A	<b>3SU1051-0AB40-0AA0</b>		1	1 unit	41J
			Blue	B	<b>3SU1051-0AB50-0AA0</b>		1	1 unit	41J
			White	A	<b>3SU1051-0AB60-0AA0</b>		1	1 unit	41J
			Clear	A	<b>3SU1051-0AB70-0AA0</b>		1	1 unit	41J
	 3SU1051-0AA20-0AA0	Latching Push to unlatch	Red	B	<b>3SU1051-0AA20-0AA0</b>		1	1 unit	41J
			Yellow	B	<b>3SU1051-0AA30-0AA0</b>		1	1 unit	41J
			Green	B	<b>3SU1051-0AA40-0AA0</b>		1	1 unit	41J
			Blue	B	<b>3SU1051-0AA50-0AA0</b>		1	1 unit	41J
			White	B	<b>3SU1051-0AA60-0AA0</b>		1	1 unit	41J
			Clear	B	<b>3SU1051-0AA70-0AA0</b>		1	1 unit	41J
 3SU1051-0BB20-0AA0	<b>Illuminated pushbuttons with raised button</b> Standard	Momentary contact	Amber	B	<b>3SU1051-0BB00-0AA0</b>		1	1 unit	41J
			Red	B	<b>3SU1051-0BB20-0AA0</b>		1	1 unit	41J
			Yellow	B	<b>3SU1051-0BB30-0AA0</b>		1	1 unit	41J
			Green	B	<b>3SU1051-0BB40-0AA0</b>		1	1 unit	41J
			Blue	B	<b>3SU1051-0BB50-0AA0</b>		1	1 unit	41J
			White	B	<b>3SU1051-0BB60-0AA0</b>		1	1 unit	41J
			Clear	B	<b>3SU1051-0BB70-0AA0</b>		1	1 unit	41J





## SIRIUS ACT Pushbuttons and Indicator Lights

Actuators and Indicators, 22 mm, Metal, Shiny

Actuating and Signaling Elements

### Twin pushbuttons

#### Selection and ordering data

Version of actuating element	Operating principle	Color	Marking	DT	Article No.	Price per PU	PU (UNIT, SET, M)	PS*	PG	
<b>Twin pushbuttons</b>										
	Twin pushbuttons, flat, flat	Momentary contact	Green / Red	--	B	<b>3SU1050-3AB42-0AA0</b>		1	1 unit	41J
				"I" / "O"	B	<b>3SU1050-3AB42-0AK0</b>		1	1 unit	41J
			White / Black	--	B	<b>3SU1050-3AB61-0AA0</b>		1	1 unit	41J
				"I" / "O"	B	<b>3SU1050-3AB61-0AK0</b>		1	1 unit	41J
			White / White	--	B	<b>3SU1050-3AB66-0AA0</b>		1	1 unit	41J
				"-" / "+" Arrows, hor.	B	<b>3SU1050-3AB66-0AL0</b> <b>3SU1050-3AB66-0AM0</b>		1	1 unit	41J
	Black / Black	--	B	<b>3SU1050-3AB11-0AA0</b>		1	1 unit	41J		
			Symbol No. 5264 / 5265 (IEC 60417)	B	<b>3SU1050-3AB11-0AQ0</b>		1	1 unit	41J	
	Twin pushbuttons, flat, raised	Momentary contact	Green / Red	--	B	<b>3SU1050-3BB42-0AA0</b>		1	1 unit	41J
				"I" / "O"	B	<b>3SU1050-3BB42-0AK0</b>		1	1 unit	41J
			White / Black	--	B	<b>3SU1050-3BB61-0AA0</b>		1	1 unit	41J
				"I" / "O"	B	<b>3SU1050-3BB61-0AK0</b>		1	1 unit	41J
	Twin pushbuttons, flat, flat, illuminated	Momentary contact	Green / Red	--	B	<b>3SU1051-3AB42-0AA0</b>		1	1 unit	41J
				"I" / "O"	A	<b>3SU1051-3AB42-0AK0</b>		1	1 unit	41J
				Arrows, vert.	B	<b>3SU1051-3AB42-0AN0</b>		1	1 unit	41J
			White / Black	--	B	<b>3SU1051-3AB61-0AA0</b>		1	1 unit	41J
			"I" / "O"	B	<b>3SU1051-3AB61-0AK0</b>		1	1 unit	41J	
	Twin pushbuttons, flat, raised, illuminated	Momentary contact	Green / Red	--	B	<b>3SU1051-3BB42-0AA0</b>		1	1 unit	41J
				"I" / "O"	B	<b>3SU1051-3BB42-0AK0</b>		1	1 unit	41J
			White / Black	--	B	<b>3SU1051-3BB61-0AA0</b>		1	1 unit	41J
				"I" / "O"	B	<b>3SU1051-3BB61-0AK0</b>		1	1 unit	41J

3SU1051-3BB61-0AA0

## SIRIUS ACT Pushbuttons and Indicator Lights

### Actuators and Indicators, 22 mm, Metal, Shiny

#### Actuating and Signaling Elements

#### Mushroom pushbuttons

#### Selection and ordering data

Version of actuating element	Operating principle Unlatching method	Color	DT	Article No.	Price per PU	PU (UNIT, SET, M)	PS*	PG
------------------------------	--	-------	----	-------------	--------------	-------------------	-----	----

#### Mushroom pushbuttons

##### 2 switch positions

##### Mushroom pushbuttons

30 mm diameter,  
2 positions

Momentary contact  
Latching  
Pull to unlatch

Black B  
Red B  
Yellow B  
Green B

3SU1050-1AD10-0AA0  
3SU1050-1AD20-0AA0  
3SU1050-1AD30-0AA0  
3SU1050-1AD40-0AA0  
3SU1050-1AA10-0AA0  
3SU1050-1AA20-0AA0

1 1 unit 41J  
1 1 unit 41J  
1 1 unit 41J  
1 1 unit 41J  
1 1 unit 41J  
1 1 unit 41J



3SU1050-1AD20-0AA0

##### Mushroom pushbuttons

40 mm diameter,  
2 positions

Momentary contact  
Latching  
Pull to unlatch

Black B  
Red B  
Yellow B  
Green B

3SU1050-1BD10-0AA0  
3SU1050-1BD20-0AA0  
3SU1050-1BD30-0AA0  
3SU1050-1BD40-0AA0  
3SU1050-1BA10-0AA0  
3SU1050-1BA20-0AA0  
3SU1050-1BA30-0AA0

1 1 unit 41J  
1 1 unit 41J  
1 1 unit 41J  
1 1 unit 41J  
1 1 unit 41J  
1 1 unit 41J  
1 1 unit 41J



3SU1050-1BD30-0AA0

##### Mushroom pushbuttons


60 mm diameter,  
2 positions

Momentary contact  
Latching  
Pull to unlatch

Black B  
Red B  
Yellow B  
Green B

3SU1050-1CD10-0AA0  
3SU1050-1CD20-0AA0  
3SU1050-1CD30-0AA0  
3SU1050-1CD40-0AA0  
3SU1050-1CA10-0AA0  
3SU1050-1CA20-0AA0

1 1 unit 41J  
1 1 unit 41J  
1 1 unit 41J  
1 1 unit 41J  
1 1 unit 41J  
1 1 unit 41J



3SU1050-1CD40-0AA0

##### Mushroom pushbuttons

30 mm diameter,  
2 positions,  
illuminated

Momentary contact  
Latching  
Pull to unlatch

Yellow B  
Green B  
White B  
Amber B  
Red B  
Yellow B  
Green B  
Blue B  
Clear B

3SU1051-1AD30-0AA0  
3SU1051-1AD40-0AA0  
3SU1051-1AD60-0AA0  
3SU1051-1AA00-0AA0  
3SU1051-1AA20-0AA0  
3SU1051-1AA30-0AA0  
3SU1051-1AA40-0AA0  
3SU1051-1AA50-0AA0  
3SU1051-1AA70-0AA0

1 1 unit 41J  
1 1 unit 41J  
1 1 unit 41J  
1 1 unit 41J  
1 1 unit 41J  
1 1 unit 41J  
1 1 unit 41J  
1 1 unit 41J  
1 1 unit 41J



3SU1051-1AD60-0AA0

##### Mushroom pushbuttons

40 mm diameter,  
2 positions,  
illuminated

Momentary contact  
Latching  
Pull to unlatch

Amber B  
Yellow B  
Green B  
White B  
Amber B  
Red B  
Yellow B  
Green B  
Blue B  
Clear B

3SU1051-1BD00-0AA0  
3SU1051-1BD30-0AA0  
3SU1051-1BD40-0AA0  
3SU1051-1BD60-0AA0  
3SU1051-1BA00-0AA0  
3SU1051-1BA20-0AA0  
3SU1051-1BA30-0AA0  
3SU1051-1BA40-0AA0  
3SU1051-1BA50-0AA0  
3SU1051-1BA70-0AA0

1 1 unit 41J  
1 1 unit 41J  
1 1 unit 41J  
1 1 unit 41J  
1 1 unit 41J  
1 1 unit 41J  
1 1 unit 41J  
1 1 unit 41J  
1 1 unit 41J  
1 1 unit 41J



3SU1051-1BD40-0AA0

##### Mushroom pushbuttons

60 mm diameter,  
2 positions,  
illuminated

Momentary contact  
None  
Latching  
Pull to unlatch

Amber B  
Yellow B  
Green B  
White B  
Red B  
Yellow B  
Green B  
Blue B  
Clear B

3SU1051-1CD00-0AA0  
3SU1051-1CD30-0AA0  
3SU1051-1CD40-0AA0  
3SU1051-1CD60-0AA0  
3SU1051-1CA20-0AA0  
3SU1051-1CA30-0AA0  
3SU1051-1CA40-0AA0  
3SU1051-1CA50-0AA0  
3SU1051-1CA70-0AA0

1 1 unit 41J  
1 1 unit 41J  
1 1 unit 41J  
1 1 unit 41J  
1 1 unit 41J  
1 1 unit 41J  
1 1 unit 41J  
1 1 unit 41J  
1 1 unit 41J



3SU1051-1CA50-0AA0

## SIRIUS ACT Pushbuttons and Indicator Lights

Actuators and Indicators, 22 mm, Metal, Shiny  
Actuating and Signaling Elements

### Mushroom pushbuttons / EMERGENCY STOP mushroom pushbuttons

Version of actuating element	Operating principle Unlatching method	Color	DT	Article No.	Price per PU	PU (UNIT, SET, M)	PS*	PG
------------------------------	--	-------	----	-------------	--------------	-------------------	-----	----

#### Mushroom pushbuttons

##### 2 switch positions

**Mushroom pushbuttons** with raised mushroom, tamper-proof, 40 mm diameter, 2 positions



3SU1050-1HB10-0AA0

Latching  
Rotate to unlatch

Black B

**3SU1050-1HB10-0AA0**

1 1 unit 41J

##### 3 switch positions

**Mushroom pushbuttons** 40 mm diameter, 3 positions



3SU1050-1EA20-0AA0

Momentary contact



Black B

**3SU1050-1ED10-0AA0**

1 1 unit 41J

Red B

**3SU1050-1ED20-0AA0**

1 1 unit 41J



**Mushroom pushbuttons** 40 mm diameter, 3 positions, illuminated



3SU1051-1EA40-0AA0

Momentary contact



Red B

**3SU1051-1ED20-0AA0**

1 1 unit 41J

White B

**3SU1051-1ED60-0AA0**

1 1 unit 41J



#### Selection and ordering data

Version of actuating element	Outer diameter of mushroom	Make of lock	Color	DT	Article No.	Price per PU	PU (UNIT, SET, M)	PS*	PG
------------------------------	----------------------------	--------------	-------	----	-------------	--------------	-------------------	-----	----

#### EMERGENCY STOP mushroom pushbuttons

##### With pull-to-unlatch mechanism

**EMERGENCY STOP mushroom pushbuttons** tamper-proof, 2 positions



3SU1050-1HA20-0AA0

40 --

Red B

**3SU1050-1HA20-0AA0**

1 1 unit 41J

##### With rotate-to-unlatch mechanism

**EMERGENCY STOP mushroom pushbuttons** tamper-proof, 2 positions



33.8 --

Red B

**3SU1050-1GB20-0AA0**

1 1 unit 41J



## SIRIUS ACT Pushbuttons and Indicator Lights

### Actuators and Indicators, 22 mm, Metal, Shiny

### Actuating and Signaling Elements

#### EMERGENCY STOP mushroom pushbuttons

Version of actuating element	Outer diameter of mushroom	Make of lock	Color	DT	Article No.	Price per PU	PU (UNIT, SET, M)	PS*	PG
------------------------------	----------------------------	--------------	-------	----	-------------	--------------	-------------------	-----	----

#### EMERGENCY STOP mushroom pushbuttons

##### With rotate-to-unlatch mechanism

**EMERGENCY STOP mushroom pushbuttons**  
tamper-proof,  
2 positions



3SU1050-1HB20-0AA0

40	--		Red	A	<b>3SU1050-1HB20-0AA0</b>		1	1 unit	41J
----	----	--	-----	---	---------------------------	--	---	--------	-----



3SU1050-1JB20-0AA0

60	--		Red	B	<b>3SU1050-1JB20-0AA0</b>		1	1 unit	41J
----	----	--	-----	---	---------------------------	--	---	--------	-----

##### With rotate-to-unlatch mechanism, can be illuminated

**EMERGENCY STOP mushroom pushbuttons**  
tamper-proof,  
2 positions



3SU1051-1HB20-0AA0

33.8	--		Red	B	<b>3SU1051-1GB20-0AA0</b>		1	1 unit	41J
40				B	<b>3SU1051-1HB20-0AA0</b>		1	1 unit	41J
60				B	<b>3SU1051-1JB20-0AA0</b>		1	1 unit	41J

##### With key-operated release

**EMERGENCY STOP mushroom pushbuttons**  
tamper-proof,  
2 positions



3SU1050-1HF20-0AA0

40	RONIS SB30	Red	B	<b>3SU1050-1HF20-0AA0</b>		1	1 unit	41J
	RONIS 455		B	<b>3SU1050-1HG20-0AA0</b>		1	1 unit	41J
	RONIS 421		B	<b>3SU1050-1HH20-0AA0</b>		1	1 unit	41J



3SU1050-1HQ20-0AA0

	BKS S1		B	<b>3SU1050-1HK20-0AA0</b>		1	1 unit	41J
	BKS E7		B	<b>3SU1050-1HM20-0AA0</b>		1	1 unit	41J
	BKS E9		B	<b>3SU1050-1HN20-0AA0</b>		1	1 unit	41J
	O.M.R. 73037		B	<b>3SU1050-1HQ20-0AA0</b>		1	1 unit	41J



3SU1050-1HR20-0AA0

	CES SSG10		B	<b>3SU1050-1HR20-0AA0</b>		1	1 unit	41J
	CES SSP9		B	<b>3SU1050-1HS20-0AA0</b>		1	1 unit	41J
	CES VL5	Black	B	<b>3SU1050-1HU10-0AA0</b>		1	1 unit	41J
		Red	B	<b>3SU1050-1HU20-0AA0</b>		1	1 unit	41J
	CES VL1		B	<b>3SU1050-1HV20-0AA0</b>		1	1 unit	41J
	IKON		B	<b>3SU1050-1HX20-0AA0</b>		1	1 unit	41J
	360012K1							

## SIRIUS ACT Pushbuttons and Indicator Lights

Actuators and Indicators, 22 mm, Metal, Shiny  
Actuating and Signaling Elements

### Selector switches

#### Selection and ordering data

Version of actuating element	Operating principle	Color	DT	Article No.	Price per PU	PU (UNIT, SET, M)	PS*	PG
------------------------------	---------------------	-------	----	-------------	--------------	-------------------	-----	----

#### Selector switches

##### 2 switch positions (O+I), can be illuminated

Selector, short black actuator

Momentary contact, 45°  
(10:30/12 o'clock),  
reset from center to left



Red	B
Yellow	B
Green	B
Blue	B
White	B

<b>3SU1052-2BC20-0AA0</b>
<b>3SU1052-2BC30-0AA0</b>
<b>3SU1052-2BC40-0AA0</b>
<b>3SU1052-2BC50-0AA0</b>
<b>3SU1052-2BC60-0AA0</b>

1	1 unit	41J
1	1 unit	41J
1	1 unit	41J
1	1 unit	41J
1	1 unit	41J



3SU1052-2BC20-0AA0



3SU1052-2BF40-0AA0

Latching, 90°  
(10:30/1:30 o'clock)



Amber	B
Red	B
Green	B
White	A

<b>3SU1052-2BF00-0AA0</b>
<b>3SU1052-2BF20-0AA0</b>
<b>3SU1052-2BF40-0AA0</b>
<b>3SU1052-2BF60-0AA0</b>

1	1 unit	41J
1	1 unit	41J
1	1 unit	41J
1	1 unit	41J

Selector, long black actuator

Momentary contact, 45°  
(10:30/12 o'clock), reset  
from center to left



Yellow	B
Green	B
Blue	B
White	B

<b>3SU1052-2CC30-0AA0</b>
<b>3SU1052-2CC40-0AA0</b>
<b>3SU1052-2CC50-0AA0</b>
<b>3SU1052-2CC60-0AA0</b>

1	1 unit	41J
1	1 unit	41J
1	1 unit	41J
1	1 unit	41J



3SU1052-2CF60-0AA0

Latching, 90°  
(10:30/1:30 o'clock)



Red	B
Yellow	B
Green	B
Blue	B
White	B

<b>3SU1052-2CF20-0AA0</b>
<b>3SU1052-2CF30-0AA0</b>
<b>3SU1052-2CF40-0AA0</b>
<b>3SU1052-2CF50-0AA0</b>
<b>3SU1052-2CF60-0AA0</b>

1	1 unit	41J
1	1 unit	41J
1	1 unit	41J
1	1 unit	41J
1	1 unit	41J

##### 3 switch positions (I+O+II), can be illuminated

Selector, short black actuator

Momentary contact, 2x45°  
(10:30/12/1:30 o'clock),  
reset from left + right



Amber	B
Red	B
Yellow	B
Green	B
Blue	B
White	A

<b>3SU1052-2BM00-0AA0</b>
<b>3SU1052-2BM20-0AA0</b>
<b>3SU1052-2BM30-0AA0</b>
<b>3SU1052-2BM40-0AA0</b>
<b>3SU1052-2BM50-0AA0</b>
<b>3SU1052-2BM60-0AA0</b>

1	1 unit	41J
1	1 unit	41J
1	1 unit	41J
1	1 unit	41J
1	1 unit	41J
1	1 unit	41J



3SU1052-2BM50-0AA0



3SU1052-2BL30-0AA0

Latching, 2x45°  
(10:30/12/1:30 o'clock)



Red	B
Yellow	B
Green	B
White	A

<b>3SU1052-2BL20-0AA0</b>
<b>3SU1052-2BL30-0AA0</b>
<b>3SU1052-2BL40-0AA0</b>
<b>3SU1052-2BL60-0AA0</b>

1	1 unit	41J
1	1 unit	41J
1	1 unit	41J
1	1 unit	41J

## SIRIUS ACT Pushbuttons and Indicator Lights

### Actuators and Indicators, 22 mm, Metal, Shiny

### Actuating and Signaling Elements

#### Selector switches

Version of actuating element	Operating principle	Color	DT	Article No.	Price per PU	PU (UNIT, SET, M)	PS*	PG
------------------------------	---------------------	-------	----	-------------	--------------	-------------------	-----	----

#### Selector switches

#### 3 switch positions (I+O+II), can be illuminated

Selector, short black actuator

Momentary contact/  
latching, 2x45°  
(10:30/12/1:30 o'clock),  
reset from left,  
latching to the right



White B

**3SU1052-2BP60-0AA0**

1 1 unit 41J

Latching/momentary  
contact, 2x45°  
(10:30/12/1:30 o'clock),  
reset from right,  
latching to the left



Red B  
Green B  
White B

**3SU1052-2BN20-0AA0**  
**3SU1052-2BN40-0AA0**  
**3SU1052-2BN60-0AA0**

1 1 unit 41J  
1 1 unit 41J  
1 1 unit 41J

Selector, long black actuator

Momentary contact, 2x45°  
(10:30/12/1:30 o'clock),  
reset from left + right



Red B  
Green B  
White B

**3SU1052-2CM20-0AA0**  
**3SU1052-2CM40-0AA0**  
**3SU1052-2CM60-0AA0**

1 1 unit 41J  
1 1 unit 41J  
1 1 unit 41J

Latching, 2x45°  
(10:30/12/1:30 o'clock)



Red B  
Green B  
White B

**3SU1052-2CL20-0AA0**  
**3SU1052-2CL40-0AA0**  
**3SU1052-2CL60-0AA0**

1 1 unit 41J  
1 1 unit 41J  
1 1 unit 41J

Momentary contact/  
latching, 2x45°  
(10/12/2 o'clock),  
reset from left,  
latching to the right



Red B  
White B

**3SU1052-2CP20-0AA0**  
**3SU1052-2CP60-0AA0**

1 1 unit 41J  
1 1 unit 41J

Latching/momentary  
contact, 2x45°  
(10:30/12/1:30 o'clock),  
reset from right,  
latching to the left



Red B  
White B

**3SU1052-2CN20-0AA0**  
**3SU1052-2CN60-0AA0**

1 1 unit 41J  
1 1 unit 41J



3SU1052-2BN20-0AA0



3SU1052-2CL40-0AA0

## SIRIUS ACT Pushbuttons and Indicator Lights

Actuators and Indicators, 22 mm, Metal, Shiny  
Actuating and Signaling Elements

### Key-operated switches

#### Selection and ordering data

Operating principle	Make of lock	Switch position for key removal	Number of keys	DT	Article No.	Price per PU	PU (UNIT, SET, M)	PS*	PG
---------------------	--------------	---------------------------------	----------------	----	-------------	--------------	-------------------	-----	----

#### Key-operated switches

##### 2 switch positions (O-I)



Momentary contact, 45° (10:30/12 o'clock), reset from center to left



3SU1050-4BC01-0AA0

Momentary contact, 45° (10:30/12 o'clock), reset from center to left	RONIS, SB30	O	2	B	<b>3SU1050-4BC01-0AA0</b>		1	1 unit	41J
	RONIS, 455	O	2	B	<b>3SU1050-4CC01-0AA0</b>		1	1 unit	41J
	O.M.R. 73037, red	O	2	B	<b>3SU1050-4FC01-0AA0</b>		1	1 unit	41J
	O.M.R. 73038, light blue	O	2	B	<b>3SU1050-4GC01-0AA0</b>		1	1 unit	41J
	O.M.R. 73034, black	O	2	B	<b>3SU1050-4HC01-0AA0</b>		1	1 unit	41J
	O.M.R. 73033, yellow	O	2	B	<b>3SU1050-4JC01-0AA0</b>		1	1 unit	41J
	CES, SSG10	O	2	B	<b>3SU1050-5BC01-0AA0</b>		1	1 unit	41J
	CES, LSG1	O	2	B	<b>3SU1050-5HC01-0AA0</b>		1	1 unit	41J
	CES, VL5	O	2	B	<b>3SU1050-5KC01-0AA0</b>		1	1 unit	41J
	CES, STGH10	O	2	B	<b>3SU1050-5LC01-0AA0</b>		1	1 unit	41J
	BKS, S1	O	2	B	<b>3SU1050-5PC01-0AA0</b>		1	1 unit	41J
	IKON, 360012K1	O	2	B	<b>3SU1050-5XC01-0AA0</b>		1	1 unit	41J



Latching, 90° (10:30/1:30 o'clock)



3SU1050-4BF01-0AA0

Latching, 90° (10:30/1:30 o'clock)	RONIS, SB30	O	2	B	<b>3SU1050-4BF01-0AA0</b>		1	1 unit	41J
		O+I	2	B	<b>3SU1050-4BF11-0AA0</b>		1	1 unit	41J
		I	2	B	<b>3SU1050-4BF21-0AA0</b>		1	1 unit	41J
	RONIS, 455	O	2	B	<b>3SU1050-4CF01-0AA0</b>		1	1 unit	41J
		O+I	2	B	<b>3SU1050-4CF11-0AA0</b>		1	1 unit	41J
		I	2	B	<b>3SU1050-4CF21-0AA0</b>		1	1 unit	41J
	RONIS, 421	O+I	2	B	<b>3SU1050-4DF11-0AA0</b>		1	1 unit	41J



3SU1050-4GF11-0AA0

	O.M.R. 73037, red	O	2	B	<b>3SU1050-4FF01-0AA0</b>		1	1 unit	41J
		O+I	2	B	<b>3SU1050-4FF11-0AA0</b>		1	1 unit	41J
		I	2	B	<b>3SU1050-4FF21-0AA0</b>		1	1 unit	41J
	O.M.R. 73038, light blue	O	2	B	<b>3SU1050-4GF01-0AA0</b>		1	1 unit	41J
		O+I	2	B	<b>3SU1050-4GF11-0AA0</b>		1	1 unit	41J
		I	2	B	<b>3SU1050-4GF21-0AA0</b>		1	1 unit	41J
	O.M.R. 73034, black	O	2	B	<b>3SU1050-4HF01-0AA0</b>		1	1 unit	41J
		O+I	2	B	<b>3SU1050-4HF11-0AA0</b>		1	1 unit	41J
		I	2	B	<b>3SU1050-4HF21-0AA0</b>		1	1 unit	41J
	O.M.R. 73033, yellow	O	2	B	<b>3SU1050-4JF01-0AA0</b>		1	1 unit	41J
		O+I	2	B	<b>3SU1050-4JF11-0AA0</b>		1	1 unit	41J
		I	2	B	<b>3SU1050-4JF21-0AA0</b>		1	1 unit	41J



3SU1050-5BF01-0AA0

	CES, SSG10	O	2	B	<b>3SU1050-5BF01-0AA0</b>		1	1 unit	41J
		O+I	2	B	<b>3SU1050-5BF11-0AA0</b>		1	1 unit	41J
		I	2	B	<b>3SU1050-5BF21-0AA0</b>		1	1 unit	41J
	CES, LSG1	O	2	B	<b>3SU1050-5HF01-0AA0</b>		1	1 unit	41J
		O+I	2	B	<b>3SU1050-5HF11-0AA0</b>		1	1 unit	41J
	CES, VL5	O	2	B	<b>3SU1050-5KF01-0AA0</b>		1	1 unit	41J
	CES, STGH10	O+I	2	B	<b>3SU1050-5LF11-0AA0</b>		1	1 unit	41J



	BKS, S1	O	2	B	<b>3SU1050-5PF01-0AA0</b>		1	1 unit	41J
		O+I	2	B	<b>3SU1050-5PF11-0AA0</b>		1	1 unit	41J
		I	2	B	<b>3SU1050-5PF21-0AA0</b>		1	1 unit	41J
	BKS, E1	O	1	B	<b>3SU1050-5QF01-0AA0</b>		1	1 unit	41J
		O+I	1	B	<b>3SU1050-5QF11-0AA0</b>		1	1 unit	41J
	BKS, E2	O	1	B	<b>3SU1050-5RF01-0AA0</b>		1	1 unit	41J
		O+I	1	B	<b>3SU1050-5RF11-0AA0</b>		1	1 unit	41J
	BKS, E7	O	1	B	<b>3SU1050-5SF01-0AA0</b>		1	1 unit	41J
		O+I	1	B	<b>3SU1050-5SF11-0AA0</b>		1	1 unit	41J
	BKS, E9	O	1	B	<b>3SU1050-5TF01-0AA0</b>		1	1 unit	41J
		O+I	1	B	<b>3SU1050-5TF11-0AA0</b>		1	1 unit	41J

## SIRIUS ACT Pushbuttons and Indicator Lights

### Actuators and Indicators, 22 mm, Metal, Shiny

### Actuating and Signaling Elements

#### Key-operated switches

#### Selection and ordering data

Operating principle	Make of lock	Switch position for key removal	Number of keys	DT	Article No.	Price per PU	PU (UNIT, SET, M)	PS*	PG
---------------------	--------------	---------------------------------	----------------	----	-------------	--------------	-------------------	-----	----

#### Key-operated switches

##### 3 switch positions (I+O+II)

Momentary contact, 2x45° (10:30/12/1:30 o'clock), reset from left + right



3SU1050-4BM01-0AA0

Latching, 2x45° (10:30/12/1:30 o'clock)



3SU1050-4FL11-0AA0



3SU1050-5BL01-0AA0



3SU1050-5PL01-0AA0

Momentary contact, 2x45° (10:30/12/1:30 o'clock), reset from left + right	RONIS, SB30	O	2	B	<b>3SU1050-4BM01-0AA0</b>		1	1 unit	41J	
	RONIS, 455	O	2	B	<b>3SU1050-4CM01-0AA0</b>		1	1 unit	41J	
	O.M.R. 73034, black	O	2	B	<b>3SU1050-4HM01-0AA0</b>		1	1 unit	41J	
	CES, SSG10	O	2	B	<b>3SU1050-5BM01-0AA0</b>		1	1 unit	41J	
	CES, STGH10	O	2	B	<b>3SU1050-5LM01-0AA0</b>		1	1 unit	41J	
	BKS, S1	O	2	B	<b>3SU1050-5PM01-0AA0</b>		1	1 unit	41J	
Latching, 2x45° (10:30/12/1:30 o'clock)	IKON, 360012K1	O	2	B	<b>3SU1050-5XM01-0AA0</b>		1	1 unit	41J	
		RONIS, SB30	O	2	B	<b>3SU1050-4BL01-0AA0</b>		1	1 unit	41J
		I+O+II	2	B	<b>3SU1050-4BL11-0AA0</b>		1	1 unit	41J	
		I	2	B	<b>3SU1050-4BL21-0AA0</b>		1	1 unit	41J	
		II (right)	2	B	<b>3SU1050-4BL31-0AA0</b>		1	1 unit	41J	
		I+II (left, right)	2	B	<b>3SU1050-4BL41-0AA0</b>		1	1 unit	41J	
	RONIS, 455	O+I (center, left)	2	B	<b>3SU1050-4BL51-0AA0</b>		1	1 unit	41J	
		O	2	B	<b>3SU1050-4CL01-0AA0</b>		1	1 unit	41J	
		I+O+II	2	B	<b>3SU1050-4CL11-0AA0</b>		1	1 unit	41J	
		RONIS, 421	O	2	B	<b>3SU1050-4DL11-0AA0</b>		1	1 unit	41J
		O.M.R. 73037, red	I+O+II	2	B	<b>3SU1050-4FL11-0AA0</b>		1	1 unit	41J
		O.M.R. 73038, light blue	O	2	B	<b>3SU1050-4GL01-0AA0</b>		1	1 unit	41J
	O.M.R. 73034, black	I+O+II	2	B	<b>3SU1050-4GL11-0AA0</b>		1	1 unit	41J	
		O	2	B	<b>3SU1050-4HL01-0AA0</b>		1	1 unit	41J	
		I+O+II	2	B	<b>3SU1050-4HL11-0AA0</b>		1	1 unit	41J	
		CES, SSG10	O	2	B	<b>3SU1050-5BL01-0AA0</b>		1	1 unit	41J
		I+O+II	2	B	<b>3SU1050-5BL11-0AA0</b>		1	1 unit	41J	
		I	2	B	<b>3SU1050-5BL21-0AA0</b>		1	1 unit	41J	
II (right)	2	B	<b>3SU1050-5BL31-0AA0</b>		1	1 unit	41J			
	I+II (left, right)	2	B	<b>3SU1050-5BL41-0AA0</b>		1	1 unit	41J		
	BKS, S1	O	2	B	<b>3SU1050-5PL01-0AA0</b>		1	1 unit	41J	
		I+O+II	2	B	<b>3SU1050-5PL11-0AA0</b>		1	1 unit	41J	
		I	2	B	<b>3SU1050-5PL21-0AA0</b>		1	1 unit	41J	
		I+II (left, right)	2	B	<b>3SU1050-5PL41-0AA0</b>		1	1 unit	41J	
IKON, 360012K1		O	2	B	<b>3SU1050-5XL01-0AA0</b>		1	1 unit	41J	
		I+O+II	2	B	<b>3SU1050-5XL11-0AA0</b>		1	1 unit	41J	

## SIRIUS ACT Pushbuttons and Indicator Lights

Actuators and Indicators, 22 mm, Metal, Shiny  
Actuating and Signaling Elements

### Key-operated switches / Indicator lights

#### Selection and ordering data

Operating principle	Make of lock	Switch position for key removal	Number of keys	DT	Article No.	Price per PU	PU (UNIT, SET, M)	PS*	PG
---------------------	--------------	---------------------------------	----------------	----	-------------	--------------	-------------------	-----	----

#### Key-operated switches

##### 3 switch positions (I+O+II)



Momentary contact/latching, 2x45° (10:30/12/1:30 o'clock), reset from left, latching to the right	RONIS, SB30	O	2	B	<b>3SU1050-4BP01-0AA0</b>		1	1 unit	41J
		O+II (center, right)	2	B	<b>3SU1050-4BP61-0AA0</b>		1	1 unit	41J
O.M.R. 73034, black	O.M.R. 73033, yellow	II (right)	2	B	<b>3SU1050-4HP31-0AA0</b>		1	1 unit	41J
		II (right)	2	B	<b>3SU1050-4JP31-0AA0</b>		1	1 unit	41J
CES, SSG10	O	O	2	B	<b>3SU1050-5BP01-0AA0</b>		1	1 unit	41J
		II (right)	2	B	<b>3SU1050-5BP31-0AA0</b>		1	1 unit	41J
		O+II (center, right)	2	B	<b>3SU1050-5BP61-0AA0</b>		1	1 unit	41J
		BKS, S1	O	2	B	<b>3SU1050-5PP01-0AA0</b>		1	1 unit
Latching/momentary contact, 2x45° (10:30/12/1:30 o'clock), reset from right, latching to the left	RONIS, SB30	O	2	B	<b>3SU1050-4BN01-0AA0</b>		1	1 unit	41J
		I	2	B	<b>3SU1050-4BN21-0AA0</b>		1	1 unit	41J
		O+I (center, left)	2	B	<b>3SU1050-4BN51-0AA0</b>		1	1 unit	41J
	CES, SSG10	O	O	2	B	<b>3SU1050-5BN01-0AA0</b>		1	1 unit
I			2	B	<b>3SU1050-5BN21-0AA0</b>		1	1 unit	41J
O+I (center, left)			2	B	<b>3SU1050-5BN51-0AA0</b>		1	1 unit	41J
CES, STGH10	BKS, S1	O	2	B	<b>3SU1050-5LN51-0AA0</b>		1	1 unit	41J
		I	2	B	<b>3SU1050-5PN01-0AA0</b>		1	1 unit	41J
		O+I (center, left)	2	B	<b>3SU1050-5PN21-0AA0</b>		1	1 unit	41J
		O+I (center, left)	2	B	<b>3SU1050-5PN51-0AA0</b>		1	1 unit	41J



#### Selection and ordering data

Version of actuating element	Color	DT	Article No.	Price per PU	PU (UNIT, SET, M)	PS*	PG
------------------------------	-------	----	-------------	--------------	-------------------	-----	----

#### Indicator lights



Indicator lights with smooth lens	Amber	B	<b>3SU1051-6AA00-0AA0</b>		1	1 unit	41J
	Red	A	<b>3SU1051-6AA20-0AA0</b>		1	1 unit	41J
	Yellow	A	<b>3SU1051-6AA30-0AA0</b>		1	1 unit	41J
	Green	A	<b>3SU1051-6AA40-0AA0</b>		1	1 unit	41J
	Blue	B	<b>3SU1051-6AA50-0AA0</b>		1	1 unit	41J
	White	A	<b>3SU1051-6AA60-0AA0</b>		1	1 unit	41J
	Clear	B	<b>3SU1051-6AA70-0AA0</b>		1	1 unit	41J





3SU1051-6AA40-0AA0

## SIRIUS ACT Pushbuttons and Indicator Lights

### Actuators and Indicators, Flat, 30 mm, Round, Metal, Matte Actuating and Signaling Elements

#### Pushbuttons

#### Selection and ordering data












Version	Operating principle	Unlatching method	Color	DT	Article No.	Price per PU	PU (UNIT, SET, M)	PS*	PG	
<b>Pushbuttons</b>										
	<b>Pushbuttons with flat button</b>	Momentary contact	--	Black	B	<b>3SU1060-0JB10-0AA0</b>		1	1 unit	41J
				Red	B	<b>3SU1060-0JB20-0AA0</b>		1	1 unit	41J
				Yellow	B	<b>3SU1060-0JB30-0AA0</b>		1	1 unit	41J
				Green	B	<b>3SU1060-0JB40-0AA0</b>		1	1 unit	41J
				Blue	B	<b>3SU1060-0JB50-0AA0</b>		1	1 unit	41J
				White	B	<b>3SU1060-0JB60-0AA0</b>		1	1 unit	41J
3SU1060-0JB50-0AA0										
		Latching	Push to unlatch	Black	B	<b>3SU1060-0JA10-0AA0</b>		1	1 unit	41J
				Red	B	<b>3SU1060-0JA20-0AA0</b>		1	1 unit	41J
				Yellow	B	<b>3SU1060-0JA30-0AA0</b>		1	1 unit	41J
				Green	B	<b>3SU1060-0JA40-0AA0</b>		1	1 unit	41J
				Blue	B	<b>3SU1060-0JA50-0AA0</b>		1	1 unit	41J
				White	B	<b>3SU1060-0JA60-0AA0</b>		1	1 unit	41J
3SU1060-0JA20-0AA0										
	<b>Illuminated pushbuttons with flat button</b>	Momentary contact	--	Red	B	<b>3SU1061-0JB20-0AA0</b>		1	1 unit	41J
				Yellow	B	<b>3SU1061-0JB30-0AA0</b>		1	1 unit	41J
				Green	B	<b>3SU1061-0JB40-0AA0</b>		1	1 unit	41J
				Blue	B	<b>3SU1061-0JB50-0AA0</b>		1	1 unit	41J
				Clear	B	<b>3SU1061-0JB70-0AA0</b>		1	1 unit	41J
			3SU1061-0JB40-0AA0							
		Latching	Push to unlatch	Red	B	<b>3SU1061-0JA20-0AA0</b>		1	1 unit	41J
				Yellow	B	<b>3SU1061-0JA30-0AA0</b>		1	1 unit	41J
				Green	B	<b>3SU1061-0JA40-0AA0</b>		1	1 unit	41J
				Blue	B	<b>3SU1061-0JA50-0AA0</b>		1	1 unit	41J
				Clear	B	<b>3SU1061-0JA70-0AA0</b>		1	1 unit	41J
			3SU1061-0JA30-0AA0							

## SIRIUS ACT Pushbuttons and Indicator Lights

Actuators and Indicators, Flat, 30 mm, Round, Metal, Matte  
Actuating and Signaling Elements

### Selector switches

#### Selection and ordering data

Version	Operating principle	Color	DT	Article No.	Price per PU	PU (UNIT, SET, M)	PS*	PG	
<b>Selector switches</b>									
<b>2 switch positions (O+I), can be illuminated</b>									
 3SU1062-2DC40-0AA0	Selector, short black actuator and front ring for flat mounting	Momentary contact, 45° (10:30/12 o'clock), reset from center to left	Red Green White	B B B	<b>3SU1062-2DC20-0AA0</b> <b>3SU1062-2DC40-0AA0</b> <b>3SU1062-2DC60-0AA0</b>	1 1 1	1 unit 1 unit 1 unit	41J 41J 41J	
			Latching, 90° (10:30/1:30 o'clock)	Red Green White	B B B	<b>3SU1062-2DF20-0AA0</b> <b>3SU1062-2DF40-0AA0</b> <b>3SU1062-2DF60-0AA0</b>	1 1 1	1 unit 1 unit 1 unit	41J 41J 41J
				Selector, long black actuator and front ring for flat mounting	Momentary contact, 45° (10:30/12 o'clock), reset from center to left	Red Green White	B B B	<b>3SU1062-2EC20-0AA0</b> <b>3SU1062-2EC40-0AA0</b> <b>3SU1062-2EC60-0AA0</b>	1 1 1
 3SU1062-2EC20-0AA0	Selector, long black actuator and front ring for flat mounting	Momentary contact, 45° (10:30/12 o'clock), reset from center to left		Red Green White	B B B	<b>3SU1062-2EC20-0AA0</b> <b>3SU1062-2EC40-0AA0</b> <b>3SU1062-2EC60-0AA0</b>	1 1 1	1 unit 1 unit 1 unit	41J 41J 41J
									
 3SU1062-2EF20-0AA0	Selector, long black actuator and front ring for flat mounting	Momentary contact, 2x45° (10:30/12/1:30 o'clock), reset from left + right		Red Green White	B B B	<b>3SU1062-2DM20-0AA0</b> <b>3SU1062-2DM40-0AA0</b> <b>3SU1062-2DM60-0AA0</b>	1 1 1	1 unit 1 unit 1 unit	41J 41J 41J
									
 3SU1062-2DL60-0AA0	Selector, long black actuator and front ring for flat mounting	Momentary contact, 2x45° (10:30/12/1:30 o'clock), reset from left + right		Red Green White	B B B	<b>3SU1062-2EM20-0AA0</b> <b>3SU1062-2EM40-0AA0</b> <b>3SU1062-2EM60-0AA0</b>	1 1 1	1 unit 1 unit 1 unit	41J 41J 41J
									
 3SU1062-2EL20-0AA0	Selector, long black actuator and front ring for flat mounting	Momentary contact, 2x45° (10:30/12/1:30 o'clock), reset from left + right		Red Green White	B B B	<b>3SU1062-2EM20-0AA0</b> <b>3SU1062-2EM40-0AA0</b> <b>3SU1062-2EM60-0AA0</b>	1 1 1	1 unit 1 unit 1 unit	41J 41J 41J
									



## SIRIUS ACT Pushbuttons and Indicator Lights

### Actuators and Indicators, Flat, 30 mm, Round, Metal, Matte

### Actuating and Signaling Elements

#### Key-operated switches / Indicator lights

#### Selection and ordering data

Make of lock	Operating principle	Switch position for key removal	DT	Article No.	Price per PU	PU (UNIT, SET, M)	PS*	PG
--------------	---------------------	---------------------------------	----	-------------	--------------	-------------------	-----	----

#### Key-operated switches with 2 keys

##### 2 switch positions (O+I)

RONIS, SB30 and front ring for flat mounting

Momentary contact, 45° (10:30/12 o'clock), reset from center to left



Latching, 90° (10:30/1:30 o'clock)



O	B	<b>3SU1060-4LC01-0AA0</b>	1	1 unit	41J
O+I	B	<b>3SU1060-4LF11-0AA0</b>	1	1 unit	41J
I	B	<b>3SU1060-4LF21-0AA0</b>	1	1 unit	41J

##### 3 switch positions (I+O+II)

RONIS, SB30 and front ring for flat mounting

Latching, 2x45° (10:30/12/1:30 o'clock)



O+I	B	<b>3SU1060-4LL11-0AA0</b>	1	1 unit	41J
-----	---	---------------------------	---	--------	-----



3SU1060-4LF11-0AA0



3SU1060-4LL11-0AA0

#### Selection and ordering data

Version	Operating principle	Color	DT	Article No.	Price per PU	PU (UNIT, SET, M)	PS*	PG
---------	---------------------	-------	----	-------------	--------------	-------------------	-----	----

#### Indicator lights

**Illuminated pushbuttons** with flat button

Fixed button

Red B **3SU1061-0JD20-0AA0**  
 Yellow B **3SU1061-0JD30-0AA0**  
 Green B **3SU1061-0JD40-0AA0**  
 Blue B **3SU1061-0JD50-0AA0**  
 Clear B **3SU1061-0JD70-0AA0**

1	1 unit	41J
1	1 unit	41J
1	1 unit	41J
1	1 unit	41J
1	1 unit	41J



3SU1061-0JD40-0AA0

## SIRIUS ACT Pushbuttons and Indicator Lights

### Actuators and Indicators, Customized Designs

#### Special locks

#### Options

##### Special locks for key-operated switches

The plastic and metal key-operated switches of type RONIS, BKS, CES and IKON can be optionally ordered with additional locks.

In this case **"-Z"**, the order code **"Y01"** and the required lock number must be added to the Article No. of the relevant key-operated switch for standard locking.

Order code	Y01
Normal delivery time	25 working days
Additional price per unit	On request
Ordering example	3SU1000-5BF01-0AA0-Z Y01 Z = SSG18

##### Ordering notes

- For all special locks, an additional price applies.
- The order code **"Y01"** must be quoted in accordance with the above tables. Automated processing of the order with a defined delivery time can be guaranteed only for correctly submitted orders.
- For applications in which access security is important and several lock numbers are used, we recommend the use of BKS or CES key-operated switches.
- Special locks for VW (E1, E2, ...) will be delivered without keys, all others with 2 keys.
- With RONIS, the special locks SB31, 421 and 455 are possible.

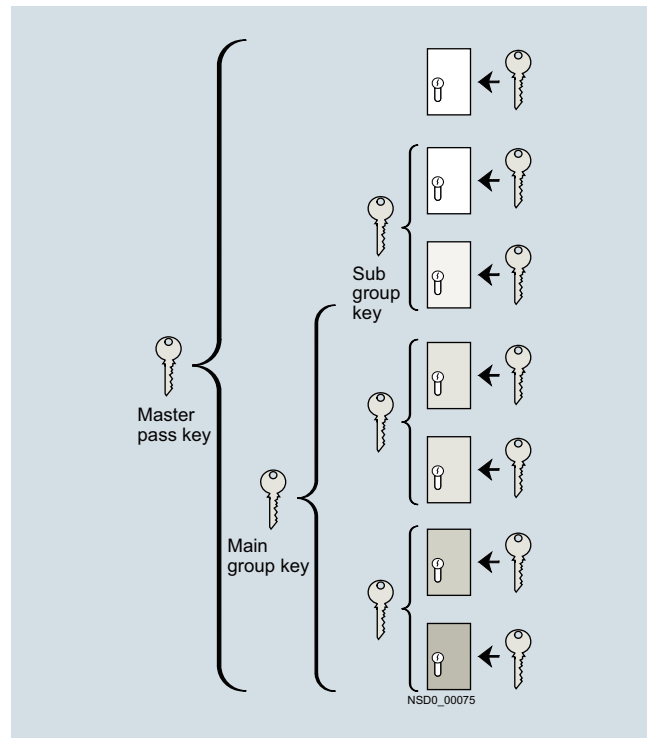
##### Master and master-pass key systems

The following key systems can be supplied with BKS, CES or IKON key-operated switches:

- Central lock systems
- Master key systems
- Central master key systems
- Master-pass key systems

When placing an order you must supplement the Article No. of the matching key-operated switches with **"-Z"** and quote the order code **"Y03"**.

Price and delivery time on request.



Example of master-pass key system

## SIRIUS ACT Pushbuttons and Indicator Lights

### Actuators and Indicators, Customized Designs

#### Laser inscriptions

#### Options

##### Inscription of actuating and signaling elements

Actuating and signaling elements of plastic as well as metal version can be optionally inscribed with a laser.



Example of laser inscription

The actuators of the pushbuttons, illuminated pushbuttons, twin pushbuttons, mushroom pushbuttons, illuminated mushroom pushbuttons, EMERGENCY STOP buttons, the lenses of the indicator lights, and the acoustic signaling devices can all be inscribed.

Selector switches, key-operated switches, toggle switches, coordinate switches, potentiometers and selectors can be inscribed only if they are made of plastic (only one text line on the front ring).

##### Version

A letter height of 4 mm is used as standard for text inscriptions.

The typeface used is Arial. Other letter heights and typefaces are possible, but must be specified when ordering.

The maximum possible number of characters per line is:

- 10 characters for one line of text
- 8 characters for 2 lines of text
- 6 characters for 3 lines of text, but 10 characters in the middle line.

##### Note:

Selected pushbuttons and twin pushbuttons can be supplied as standard with inscribed letters or symbols.

##### Ordering notes

To order, the inscribed actuating and signaling elements can be selected via the SIRIUS ACT Configurator. An electronic order form is then generated.

Configurator [see](#)

- [www.siemens.com/sirius-act/configurator](http://www.siemens.com/sirius-act/configurator)
- Electronic Catalog CA 01 on DVD or
- Industry Mall: [www.siemens.com/industrymall](http://www.siemens.com/industrymall)

When ordering, supplement the Article No. of the actuating element or the indicator light with **"-Z"** and an order code:

- Text line in upper/lower case, always upper case for beginning of line (e.g. "Lift / Off"): **Y10**
- Text in upper case (e.g. "LIFT"): **Y11**
- Text in lower case (e.g. "lift / off / lower"): **Y12**
- Text in upper/lower case, all words begin with upper case letters (e.g. "On Off"): **Y15**
- Symbol with number according to ISO 7000 or IEC 60417: **Y13**
- Any inscription or symbol according to order form supplement: **Y19**

When ordering, specify the required inscription in plain text in addition to the Article No. and order code. In the case of special inscriptions with words in languages other than German, give the exact spelling and specify the language. In the case of symbols with number, quote the corresponding standard ([see ordering example 1](#)).

In the case of multi-line inscriptions, the text must be assigned to the respective line, e.g. "Z1 = Lift, Z2 = Lower". For long words you can also specify the end-of-line division.

Symbols can also be ordered with numbers according to ISO 7000 or IEC 60417 ([see ordering examples 2 and 3](#)).

The SIRIUS ACT Configurator must be used to select special inscriptions and symbols (order code Y19). In this case a "CIN" (Configuration Identification Number) is generated for placement of future orders. It is then possible to place an order directly using the CIN and the SIRIUS ACT Configurator (Mall shopping cart) or via the standard order channels.

##### Ordering example 1

A round pushbutton with the inscription "Reset" is required:

3SU1030-0AD20-0AZ0  
Y10  
Z = Reset (English)

##### Ordering example 2

A square pushbutton inscribed with symbol No. 5389 according to IEC 60417 is required:

3SU1030-0AD20-0AZ0  
Y13  
Z = 5389 IEC

##### Ordering example 3

A round pushbutton inscribed with symbol No. 1118 according to ISO 7000 is required:

3SU1030-0AD20-0AZ0  
Y13  
Z = 1118 ISO



## SIRIUS ACT Pushbuttons and Indicator Lights Holders

### Holders with module

#### Selection and ordering data


Number of contact modules	Number of NO contacts	Number of NC contacts	Color	DT	Screw terminals	⊕	PU (UNIT, SET, M)	PS*	PG
					Article No.	Price per PU			

#### Holders with module

##### Plastic version

##### With contact module


1	1	0	--	B	<b>3SU1500-1AA10-1BA0</b>		1	1 unit	41J
	0	1	--	B	<b>3SU1500-1AA10-1CA0</b>		1	1 unit	41J
2	1	1	--	B	<b>3SU1500-1AA10-1NA0</b>		1	1 unit	41J




3SU1500-1AA10-1LAA0

##### With contact and LED module<sup>1)</sup> (6 ... 24 V AC/DC)

1	1	0	Amber	B	<b>3SU1501-1AG00-1BA0</b>		1	1 unit	41J
			Red	B	<b>3SU1501-1AG20-1BA0</b>		1	1 unit	41J
			Yellow	B	<b>3SU1501-1AG30-1BA0</b>		1	1 unit	41J
			Green	B	<b>3SU1501-1AG40-1BA0</b>		1	1 unit	41J
			Blue	B	<b>3SU1501-1AG50-1BA0</b>		1	1 unit	41J
			White	B	<b>3SU1501-1AG60-1BA0</b>		1	1 unit	41J
0	1	1	Amber	B	<b>3SU1501-1AG00-1CA0</b>		1	1 unit	41J
			Red	B	<b>3SU1501-1AG20-1CA0</b>		1	1 unit	41J
			Yellow	B	<b>3SU1501-1AG30-1CA0</b>		1	1 unit	41J
			Green	B	<b>3SU1501-1AG40-1CA0</b>		1	1 unit	41J
			Blue	B	<b>3SU1501-1AG50-1CA0</b>		1	1 unit	41J
			White	B	<b>3SU1501-1AG60-1CA0</b>		1	1 unit	41J
2	1	1	Amber	B	<b>3SU1501-1AG00-1NA0</b>		1	1 unit	41J
			Red	B	<b>3SU1501-1AG20-1NA0</b>		1	1 unit	41J
			Yellow	B	<b>3SU1501-1AG30-1NA0</b>		1	1 unit	41J
			Green	B	<b>3SU1501-1AG40-1NA0</b>		1	1 unit	41J
			Blue	B	<b>3SU1501-1AG50-1NA0</b>		1	1 unit	41J
			White	B	<b>3SU1501-1AG60-1NA0</b>		1	1 unit	41J



3SU1501-1AG20-1CA0



3SU1501-1AG20-1NA0

<sup>1)</sup> Only for use with SIRIUS commanding and signaling devices.


Number of contact modules	Number of NO contacts	Number of NC contacts	DT	Screw terminals	⊕	PU (UNIT, SET, M)	PS*	PG
				Article No.	Price per PU			

#### Holders with module

##### Metal version

##### With contact module

1	1	0	B	<b>3SU1550-1AA10-1BA0</b>		1	1 unit	41J
	0	1	B	<b>3SU1550-1AA10-1CA0</b>		1	1 unit	41J
2	1	1	B	<b>3SU1550-1AA10-1NA0</b>		1	1 unit	41J





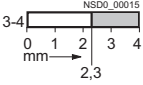
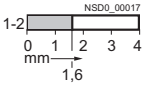

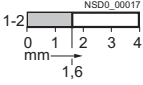
3SU1550-1AA10-1BA0

## SIRIUS ACT Pushbuttons and Indicator Lights

### Modules for Actuators and Indicators

#### Contact modules


#### Selection and ordering data

Contact version	Number of NO contacts	Number of NC contacts	Product function positive opening	DT	Screw terminals 	PU (UNIT, SET, M)	PS*	PG		
Contact modules for front plate mounting					Article No.	Price per PU				
	Silver alloy	1	0	No		A	<b>3SU1400-1AA10-1BA0</b>	1	1 unit	41J
		0	1	Yes		A	<b>3SU1400-1AA10-1CA0</b>	1	1 unit	41J
		0	1 with installation monitoring <sup>1)</sup>	Yes		B	<b>3SU1400-1AA10-1HA0</b>	1	1 unit	41J



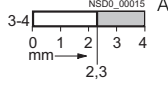

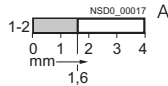

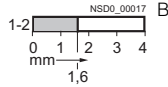
<sup>1)</sup> The NC contact opens automatically upon disconnection of the actuator. On delivery, the contact is open (= safe state). Activation (= NC contacts on the non-actuated commanding device are closed) takes place upon first-time actuation after the contact block is snapped onto the actuator. Unsuitable for mounting in 3SU18 enclosure.

## SIRIUS ACT Pushbuttons and Indicator Lights Modules for Actuators and Indicators

### Contact modules

Contact version	Number of NO contacts	Number of NC contacts	Product function positive opening	DT	Spring-type terminals 	PU (UNIT, SET, M)	PS*	PG
					Article No.	Price per PU		

#### Contact modules for front plate mounting

 3SU1400-1AA10-3BA0	Silver alloy	1	0	No	 1.3 1.4	 NSD0_00015 A 3-4 0 1 2 3 4 mm 2,3	<b>3SU1400-1AA10-3BA0</b>	1	1 unit	41J
		0	1	Yes	 1.1 1.2	 NSD0_00017 A 1-2 0 1 2 3 4 mm 1,6	<b>3SU1400-1AA10-3CA0</b>	1	1 unit	41J
		0	1 with installation monitoring <sup>1)</sup>	Yes	 1.1 1.2	 NSD0_00017 B 1-2 0 1 2 3 4 mm 1,6	<b>3SU1400-1AA10-3HA0</b>	1	1 unit	41J



<sup>1)</sup> The NC contact opens automatically upon disconnection of the actuator. On delivery, the contact is open (= safe state). Activation (= NC contacts on the non-actuated commanding device are closed) takes place upon first-time actuation after the contact block is snapped onto the actuator. Unsuitable for mounting in 3SU18 enclosure.

## SIRIUS ACT Pushbuttons and Indicator Lights

### Modules for Actuators and Indicators

#### LED modules

#### Selection and ordering data

Operational voltage at AC	Operational voltage at DC	Color	DT	Screw terminals 	PU (UNIT, SET, M)	PS*	PG	
V	V			Article No.	Price per PU			
<b>LED modules<sup>1)</sup> for front plate mounting</b>								
24	24	Amber	A	<b>3SU1401-1BB00-1AA0</b>		1	1 unit	41J
		Red	A	<b>3SU1401-1BB20-1AA0</b>		1	1 unit	41J
		Yellow	A	<b>3SU1401-1BB30-1AA0</b>		1	1 unit	41J
		Green	A	<b>3SU1401-1BB40-1AA0</b>		1	1 unit	41J
		Blue	B	<b>3SU1401-1BB50-1AA0</b>		1	1 unit	41J
		White	A	<b>3SU1401-1BB60-1AA0</b>		1	1 unit	41J
		<b>3SU1401-1BB30-1AA0</b>						
110	--	Amber	B	<b>3SU1401-1BC00-1AA0</b>		1	1 unit	41J
		Red	A	<b>3SU1401-1BC20-1AA0</b>		1	1 unit	41J
		Yellow	B	<b>3SU1401-1BC30-1AA0</b>		1	1 unit	41J
		Green	A	<b>3SU1401-1BC40-1AA0</b>		1	1 unit	41J
		Blue	B	<b>3SU1401-1BC50-1AA0</b>		1	1 unit	41J
		White	A	<b>3SU1401-1BC60-1AA0</b>		1	1 unit	41J
<b>230</b>								
230	--	Amber	B	<b>3SU1401-1BF00-1AA0</b>		1	1 unit	41J
		Red	A	<b>3SU1401-1BF20-1AA0</b>		1	1 unit	41J
		Yellow	B	<b>3SU1401-1BF30-1AA0</b>		1	1 unit	41J
		Green	A	<b>3SU1401-1BF40-1AA0</b>		1	1 unit	41J
		Blue	B	<b>3SU1401-1BF50-1AA0</b>		1	1 unit	41J
		White	A	<b>3SU1401-1BF60-1AA0</b>		1	1 unit	41J
<b>Spring-type terminals </b>								
24	24	Amber	B	<b>3SU1401-1BB00-3AA0</b>		1	1 unit	41J
		Red	B	<b>3SU1401-1BB20-3AA0</b>		1	1 unit	41J
		Yellow	B	<b>3SU1401-1BB30-3AA0</b>		1	1 unit	41J
		Green	B	<b>3SU1401-1BB40-3AA0</b>		1	1 unit	41J
		Blue	B	<b>3SU1401-1BB50-3AA0</b>		1	1 unit	41J
		White	B	<b>3SU1401-1BB60-3AA0</b>		1	1 unit	41J
		<b>3SU1401-1BB30-3AA0</b>						
110	--	Amber	B	<b>3SU1401-1BC00-3AA0</b>		1	1 unit	41J
		Red	B	<b>3SU1401-1BC20-3AA0</b>		1	1 unit	41J
		Yellow	B	<b>3SU1401-1BC30-3AA0</b>		1	1 unit	41J
		Green	B	<b>3SU1401-1BC40-3AA0</b>		1	1 unit	41J
		Blue	B	<b>3SU1401-1BC50-3AA0</b>		1	1 unit	41J
		White	B	<b>3SU1401-1BC60-3AA0</b>		1	1 unit	41J
<b>230</b>								
230	--	Amber	B	<b>3SU1401-1BF00-3AA0</b>		1	1 unit	41J
		Red	B	<b>3SU1401-1BF20-3AA0</b>		1	1 unit	41J
		Yellow	B	<b>3SU1401-1BF30-3AA0</b>		1	1 unit	41J
		Green	B	<b>3SU1401-1BF40-3AA0</b>		1	1 unit	41J
		Blue	B	<b>3SU1401-1BF50-3AA0</b>		1	1 unit	41J
		White	B	<b>3SU1401-1BF60-3AA0</b>		1	1 unit	41J

#### LED modules<sup>1)</sup> for front plate mounting



3SU1401-1BB30-1AA0



3SU1401-1BB30-3AA0


<sup>1)</sup> Only for use with SIRIUS commanding and signaling devices.



## SIRIUS ACT Pushbuttons and Indicator Lights

### Modules for Actuators and Indicators

#### LED modules

Operational voltage at AC	Operational voltage at DC	Color	DT	Screw terminals 	PU (UNIT, SET, M)	PS*	PG
V	V			Article No.	Price per PU		


#### LED modules<sup>1)</sup> for front plate mounting

	6 ... 24	6 ... 24	Amber	A	<b>3SU1401-1BG00-1AA0</b>	1	1 unit	41J
			Red	B	<b>3SU1401-1BG20-1AA0</b>	1	1 unit	41J
			Yellow	B	<b>3SU1401-1BG30-1AA0</b>	1	1 unit	41J
			Green	B	<b>3SU1401-1BG40-1AA0</b>	1	1 unit	41J
			Blue	B	<b>3SU1401-1BG50-1AA0</b>	1	1 unit	41J
			White	B	<b>3SU1401-1BG60-1AA0</b>	1	1 unit	41J

3SU1401-1BG30-1AA0


	24 ... 230	24 ... 230	Amber	B	<b>3SU1401-1BH00-1AA0</b>	1	1 unit	41J
			Red	B	<b>3SU1401-1BH20-1AA0</b>	1	1 unit	41J
			Yellow	B	<b>3SU1401-1BH30-1AA0</b>	1	1 unit	41J
			Green	B	<b>3SU1401-1BH40-1AA0</b>	1	1 unit	41J
			Blue	B	<b>3SU1401-1BH50-1AA0</b>	1	1 unit	41J
			White	B	<b>3SU1401-1BH60-1AA0</b>	1	1 unit	41J

#### Spring-type terminals

	6 ... 24	6 ... 24	Amber	B	<b>3SU1401-1BG00-3AA0</b>	1	1 unit	41J
			Red	B	<b>3SU1401-1BG20-3AA0</b>	1	1 unit	41J
			Yellow	B	<b>3SU1401-1BG30-3AA0</b>	1	1 unit	41J
			Green	B	<b>3SU1401-1BG40-3AA0</b>	1	1 unit	41J
			Blue	B	<b>3SU1401-1BG50-3AA0</b>	1	1 unit	41J
			White	B	<b>3SU1401-1BG60-3AA0</b>	1	1 unit	41J

3SU1401-1BG30-3AA0

	24 ... 230	24 ... 230	Amber	B	<b>3SU1401-1BH00-3AA0</b>	1	1 unit	41J
			Red	B	<b>3SU1401-1BH20-3AA0</b>	1	1 unit	41J
			Yellow	B	<b>3SU1401-1BH30-3AA0</b>	1	1 unit	41J
			Green	B	<b>3SU1401-1BH40-3AA0</b>	1	1 unit	41J
			Blue	B	<b>3SU1401-1BH50-3AA0</b>	1	1 unit	41J
			White	B	<b>3SU1401-1BH60-3AA0</b>	1	1 unit	41J

Operational voltage at AC	Operational voltage at DC	Color	DT	Socket terminals (THT) 	PU (UNIT, SET, M)	PS*	PG
V	V			Article No.	Price per PU		

#### LED modules<sup>1)</sup> for mounting on printed-circuit boards

	--	24	Amber	B	<b>3SU1401-3BA00-5AA0</b>	1	1 unit	41J
			Red	B	<b>3SU1401-3BA20-5AA0</b>	1	1 unit	41J
			Yellow	B	<b>3SU1401-3BA30-5AA0</b>	1	1 unit	41J
			Green	B	<b>3SU1401-3BA40-5AA0</b>	1	1 unit	41J
			Blue	B	<b>3SU1401-3BA50-5AA0</b>	1	1 unit	41J
			White	B	<b>3SU1401-3BA60-5AA0</b>	1	1 unit	41J

3SU1401-3BA20-5AA0

<sup>1)</sup> Only for use with SIRIUS commanding and signaling devices.

## SIRIUS ACT Pushbuttons and Indicator Lights

### Modules for Actuators and Indicators

#### AS-Interface modules

#### Selection and ordering data

Slave type	Number of digital inputs		Number of digital outputs	DT	Screw terminals +	Spring-type terminals	PU (UNIT, SET, M)	PS*	PG
	Standard	Safety-related							
					Article No.	Price per PU			


#### AS-Interface modules for front plate mounting

	2 F-DI	--	2	--	B	<b>3SU1400-1EA10-2AA0</b>	1	1 unit	41J
3SU1400-1EA10-2AA0									
	2 F-DI + 1 LED	--	2	--	B	<b>3SU1401-1EE20-2AA0</b>	1	1 unit	41J
3SU1401-1EE20-2AA0									
	2 F-DI + 1 DO	--	2	1	B	<b>3SU1400-1EC10-2AA0</b>	1	1 unit	41J
3SU1400-1EC10-2AA0									
	2 F-DI	--	2	--	B	<b>3SU1400-1EA10-4AA0</b>	1	1 unit	41J
3SU1400-1EA10-4AA0									
	2 F-DI + 1 LED	--	2	--	B	<b>3SU1401-1EE20-4AA0</b>	1	1 unit	41J
3SU1401-1EE20-4AA0									
	2 F-DI + 1 DO	--	2	1	B	<b>3SU1400-1EC10-4AA0</b>	1	1 unit	41J


## SIRIUS ACT Pushbuttons and Indicator Lights Modules for Actuators and Indicators

### Electronic modules for ID key-operated switches



#### Technical specifications

Article No.		3SU1400-1GC10-1AA0	3SU1400-1GD10-1AA0
<b>Communication</b>			
<b>Protocol is supported by IO-Link protocol</b>		No	Yes
<b>Product function</b>		Group ID 24 V DC	IO-Link 24 V DC
<b>IO-Link transfer rate</b>		--	COM2 (38.4 kBaud)
<b>Point-to-point cycle time between the master and the IO-Link device minimum</b>	ms	--	10
<b>Type of voltage supply via IO-Link master</b>		--	3
<b>Data volume</b>			
• of the address area of the inputs with cyclic transfer total	bytes	--	2
• of the address area of the outputs with cyclic transfer total	bytes	--	0
<b>Number of NO contacts</b>		5	5
<b>General data</b>			
<b>Impulse withstand voltage rated value</b>	V	800	
<b>Insulation voltage rated value</b>	V	30	
<b>Pollution degree</b>		3	
<b>Type of voltage</b>			
• of operational voltage		DC	
• of input voltage		DC	
<b>Operational voltage</b>			
• 1 at DC rated value	V	24	
• Rated value	V	18 ... 30	
<b>Current consumed maximum</b>	mA	49	
<b>Ambient temperature</b>			
• During operation	°C	-25 ... +70	
• During storage	°C	-40 ... +80	
<b>IP degree of protection</b>		IP20	
<b>Touch protection against electric shock</b>		Finger-safe	
<b>Connections</b>			
<b>Type of electrical connection</b>		<b>Screw terminals</b> 	
<b>Connectable conductor cross-section for auxiliary contacts</b>			
• Solid or stranded	mm <sup>2</sup>	0.2 ... 2.5	
• Solid			
- With end sleeves	mm <sup>2</sup>	0.2 ... 0.75	
• Finely stranded			
- With end sleeves	mm <sup>2</sup>	0.25 ... 1.5	
- Without end sleeves	mm <sup>2</sup>	0.2 ... 2.5	
<b>AWG number as coded connectable conductor cross-section</b>			
• For auxiliary contacts		26 ... 14	
<b>Tightening torque</b>			
• For screw terminals	Nm	0.4 ... 0.8	

#### Selection and ordering data

Type of voltage supply via IO-Link master	Protocol is supported IO-Link protocol	Number of NO contacts	IO-Link transfer rate	DT	<b>Screw terminals</b> 	PU (UNIT, SET, M)	PS*	PG
					Article No.	Price per PU		

#### Electronic modules for ID key-operated switches

	--	No	5	--	B	<b>3SU1400-1GC10-1AA0</b>		1	1 unit	41J
	Yes	Yes	5	COM2 (38.4 kBaud)	X	<b>3SU1400-1GD10-1AA0</b>		1	1 unit	41J

## SIRIUS ACT Pushbuttons and Indicator Lights Enclosures

### General data

#### Overview

##### Design



Enclosures with standard fittings

Enclosed SIRIUS ACT pushbuttons and indicator lights are used as hand-operated commanding devices for separately allocated control units and cabinets. The devices are suitable for use in any climate.

##### Standards

IEC 60947-5-1 or EN 60947-5-1

##### Versions

The enclosed pushbuttons and indicator lights are available with conventional controls as well as for connection to AS-Interface. The following versions are available:

- Empty enclosures with 1 to 6 command points (the installed components must be ordered separately; use modules for base mounting)
- Enclosures with standard fittings with 1 to 3 command points, e.g. EMERGENCY STOP enclosure with EMERGENCY STOP mushroom pushbutton
- Enclosures with customized fittings with 1 to 6 command points

##### Color of the enclosures

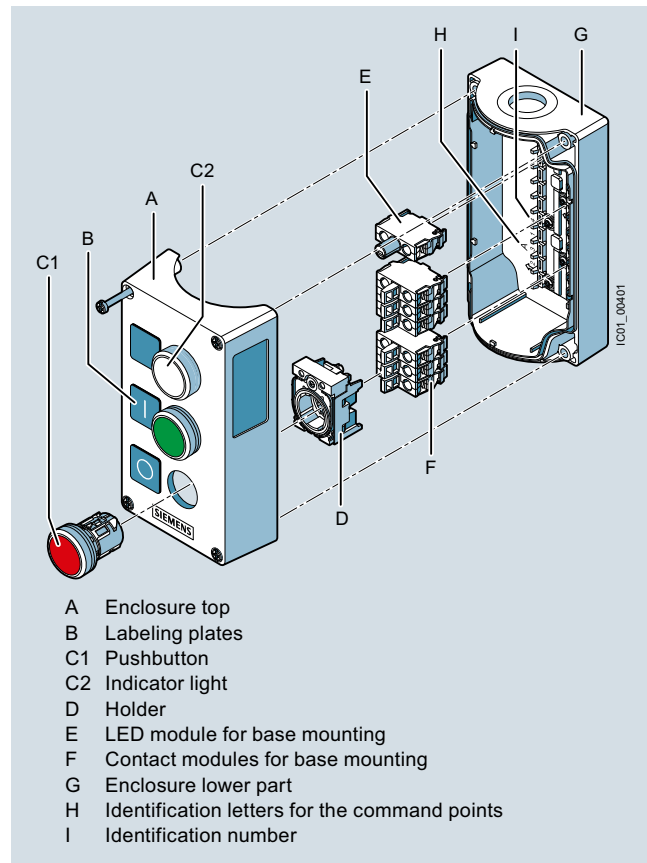
Top:

- Gray, RAL 7035
- Yellow, RAL 1004 for EMERGENCY STOP

Base:

- Black, RAL 9005

##### Enclosures with standard fittings



Pushbuttons and indicator lights in the enclosure

##### Customized enclosures

The fittings and labeling of the command points can be chosen using the Configurator on the Internet, see: [www.siemens.com/sirius-act/configurator](http://www.siemens.com/sirius-act/configurator)

##### Application

The enclosures are climate-proof (KTW 24) according to EN ISO 6270-2 and suitable for stationary use, and for use in marine applications.

## SIRIUS ACT Pushbuttons and Indicator Lights Enclosures


### Empty enclosures

#### Selection and ordering data


Color of enclosure top	Number of command points	Enclosure version	DT	Article No.	Price per PU	PU (UNIT, SET, M)	PS*	PG
------------------------	--------------------------	-------------------	----	-------------	--------------	-------------------	-----	----

#### Enclosures for surface mounting

##### Plastic version


	Yellow	1	Center command point	A	<b>3SU1801-0AA00-0AA2</b>	1	1 unit	41J
			With protective collar	A	<b>3SU1801-0AA00-0AC2</b>	1	1 unit	41J
			With recess for labeling plate	A	<b>3SU1801-0AA00-0AB2</b>	1	1 unit	41J

3SU1801-0AA00-0AA2


	Gray	1	With recess for labeling plate	A	<b>3SU1801-0AA00-0AB1</b>	1	1 unit	41J	
			2	With recess for labeling plate	A	<b>3SU1802-0AA00-0AB1</b>	1	1 unit	41J
			3	With recess for labeling plate	A	<b>3SU1803-0AA00-0AB1</b>	1	1 unit	41J
			4	With recess for labeling plate	A	<b>3SU1804-0AA00-0AB1</b>	1	1 unit	41J
			6	With recess for labeling plate	A	<b>3SU1806-0AA00-0AB1</b>	1	1 unit	41J

3SU1802-0AA00-0AB1


##### Metal version

	Yellow	1	Center command point	B	<b>3SU1851-0AA00-0AA2</b>	1	1 unit	41J
			With protective collar	B	<b>3SU1851-0AA00-0AC2</b>	1	1 unit	41J
			With recess for labeling plate	A	<b>3SU1851-0AA00-0AB2</b>	1	1 unit	41J

3SU1851-0AA00-0AC2

	Gray	1	With recess for labeling plate	A	<b>3SU1851-0AA00-0AB1</b>	1	1 unit	41J	
			With protective collar	B	<b>3SU1851-0AA00-0AC1</b>	1	1 unit	41J	
			2	With recess for labeling plate	A	<b>3SU1852-0AA00-0AB1</b>	1	1 unit	41J
			3	With recess for labeling plate	A	<b>3SU1853-0AA00-0AB1</b>	1	1 unit	41J


3SU1853-0AA00-0AB1

	Gray	1	With recess for labeling plate	B	<b>3SU1854-0AA00-0AB1</b>	1	1 unit	41J
			6	With recess for labeling plate	B	<b>3SU1856-0AA00-0AB1</b>	1	1 unit

3SU1854-0AA00-0AB1

#### Enclosure for 4-position selector and coordinate switch

##### Plastic version

	Gray	1	Center command point	B	<b>3SU1801-1AA00-1AA1</b>	1	1 unit	41J
--	------	---	----------------------	---	---------------------------	---	--------	-----

3SU1801-1AA00-1AA1

##### Metal version

	Gray	1	Center command point	B	<b>3SU1851-1AA00-1AA1</b>	1	1 unit	41J
--	------	---	----------------------	---	---------------------------	---	--------	-----

## SIRIUS ACT Pushbuttons and Indicator Lights Enclosures

### Pushbuttons and indicator lights in the enclosure

#### Overview

Pushbuttons and indicator lights in the enclosure (standard fittings) are available with:



- 1 to 3 command points
- Operating voltage up to 400 V
- Vertical mounting type
- Plastic enclosures are equipped with plastic actuators and indicators, metal enclosures are equipped with metal actuators and indicators
- Contact modules and LED modules for base mounting (are snapped into the enclosure base); screw terminals as standard; some versions also with spring-type terminals

#### Selection and ordering data

Color enclosure top	Number of command points	Enclosure version Command point fittings	Color of actuating element Marking	Number of: NC contacts NO contacts	DT	Article No.	Price per PU	PU (UNIT, SET, M)	PS*	PG
---------------------	--------------------------	---	---------------------------------------	--	----	-------------	--------------	-------------------	-----	----

#### Enclosures with standard fittings

##### Plastic version

 3SU1801-0NA00-2AA2	Yellow	1	Center command point A = EMERGENCY STOP mushroom pushbutton B = indicator light	Red	2	1	A	<b>3SU1801-0NA00-2AA2</b>	1	1 unit	41J
	 3SU1801-0NA00-2AC2	With protective collar		Red	2	1	A	<b>3SU1801-0NA00-2AC2</b>	1	1 unit	41J
A = EMERGENCY STOP mushroom pushbutton B = indicator light		<b>3SU1801-0NB00-2AC2</b>	1					1 unit	41J		
A = pushbutton			2	1	A	<b>3SU1801-0NB00-2AC2</b>	1	1 unit	41J		
	2	With recess for labeling plate	A = red B = red A = EMERGENCY STOP mushroom pushbutton B = indicator light	A = "without inscription" B = "without inscription"	2	1	B	<b>3SU1802-0NB00-2AB2</b>	1	1 unit	41J






## SIRIUS ACT Pushbuttons and Indicator Lights Enclosures

### Pushbuttons and indicator lights in the enclosure

Color enclosure top	Number of command points	Enclosure version Command point fittings	Color of actuating element Marking	Number of:		DT	Article No.	Price per PU	PU (UNIT, SET, M)	PS*	PG
				NC contacts	NO contacts						






#### Enclosures with standard fittings

##### Plastic version

	Gray	1	With recess for labeling plate A = pushbutton	Green	A = I	0	1	B	<b>3SU1801-0AB00-2AB1</b>	1	1 unit	41J
				Red	A = O	1	0	B	<b>3SU1801-0AC00-2AB1</b>	1	1 unit	41J
				White	A = I	0	1	B	<b>3SU1801-0AD00-2AB1</b>	1	1 unit	41J
				Black	A = O	1	0	B	<b>3SU1801-0AE00-2AB1</b>	1	1 unit	41J
	2	With recess for labeling plate A = pushbutton / B = pushbutton	A = red		1	1	B	<b>3SU1802-0AB00-2AB1</b>	1	1 unit	41J	
			B = green	A = O / B = I								
	2	With recess for labeling plate A = pushbutton / B = pushbutton	A = black / B = black		1	1	B	<b>3SU1802-0AC00-2AB1</b>	1	1 unit	41J	
			A = O / B = I									
	3	With recess for labeling plate A = pushbutton / B = pushbutton / C = indicator light	A = red / B = green / C = clear		1	1	B	<b>3SU1803-0AB00-2AB1</b>	1	1 unit	41J	
			A = O / B = I / C = "without inscription"									
			A = black / B = white / C = clear		1	1	B	<b>3SU1803-0AC00-2AB1</b>	1	1 unit	41J	
			A = O / B = I / C = "without inscription"									
	3	With recess for labeling plate A = pushbutton / B = pushbutton / C = pushbutton	A = red / B = black / C = black		1	2	B	<b>3SU1803-0AD00-2AB1</b>	1	1 unit	41J	
			A = O / B = I / C = II									

## SIRIUS ACT Pushbuttons and Indicator Lights Enclosures

### Pushbuttons and indicator lights in the enclosure

Color enclosure top	Number of command points	Enclosure version Command point fittings	Color of actuating element Marking	Number of: NC contacts NO contacts	DT	Article No.	Price per PU	PU (UNIT, SET, M)	PS*	PG					
<b>Enclosures with standard fittings</b>															
<b>Metal version</b>															
	1	Center command point A = EMERGENCY STOP mushroom pushbutton	Red	0	1	B	<b>3SU1851-0NA00-2AA2</b> <b>3SU1851-0NB00-2AA2</b>		1	1 unit	41J				
				0	1	B			1	1 unit	41J				
				With protective collar		Red			0	1	A	<b>3SU1851-0NA00-2AC2</b>	1	1 unit	41J
									0	1	B	<b>3SU1851-0NB00-2AC2</b>	1	1 unit	41J
			0	1	B	<b>3SU1851-0ND00-2AC2</b>	1	1 unit	41J						
	1	With recess for labeling plate A = pushbutton	Green	A = I	0	1	B	<b>3SU1851-0AB00-2AB1</b> <b>3SU1851-0AC00-2AB1</b> <b>3SU1851-0AD00-2AB1</b> <b>3SU1851-0AE00-2AB1</b>		1	1 unit	41J			
				A = O	0	1	B			1	1 unit	41J			
				White	A = I	0	1			B	1	1 unit	41J		
				Black	A = O	0	1			B	1	1 unit	41J		
	1	With recess for labeling plate A = pushbutton / B = pushbutton	A = red B = green	1	1	B	<b>3SU1852-0AB00-2AB1</b> <b>3SU1852-0AC00-2AB1</b>		1	1 unit	41J				
				A = O / B = I											
				A = black / B = white	1	1			B	1	1 unit	41J			
				A = O / B = I											
	2	With recess for labeling plate A = pushbutton / B = pushbutton / C = indicator light	A = red / B = green / C = clear	1	1	B	<b>3SU1853-0AB00-2AB1</b>		1	1 unit	41J				
				A = O / B = I / C = "without inscription"											
	3	With recess for labeling plate A = pushbutton / B = pushbutton / C = pushbutton	A = red / B = black / C = black	1	2	B	<b>3SU1853-0AD00-2AB1</b>		1	1 unit	41J				
				A = O / B = I / C = II											

3SU1851-0NA00-2AA2

3SU1851-0NA00-2AC2

3SU1851-0AC00-2AB1

3SU1852-0AB00-2AB1

3SU1853-0AB00-2AB1



## SIRIUS ACT Pushbuttons and Indicator Lights Enclosures

### Pushbuttons and indicator lights in the enclosure for AS-Interface

#### Overview

With AS-Interface enclosures, distributed SIRIUS ACT pushbuttons and indicator lights can be quickly connected to the AS-Interface communication system. Using suitable components you can assemble your own enclosures with integrated AS-Interface or flexibly modify existing enclosures.



Enclosures for AS-Interface

#### Enclosures

Color of enclosure top:

- Gray, RAL 7035
- Yellow, RAL 1004, for EMERGENCY STOP

Color of enclosure lower part:

- Black, RAL 9005

#### Equipping with AS-Interface slaves

The following slaves are available for connecting the command points:

- Slave in A/B technology with 4 digital inputs and 3 digital outputs (4 DI / 3 DO)
- Slave with 4 digital inputs and 4 digital outputs (4 DI / 4 DO)
- F slave with 2 safe inputs for EMERGENCY STOP mushroom pushbutton (2 F-DI), also with LED
- F slave with 2 safe inputs and one digital output (2 F-DI + 1 DO)

The following table shows the maximum number of slaves possible:

Number of command points	Number of slaves for enclosures without EMERGENCY STOP	Number of slaves for enclosures with EMERGENCY STOP
1	--	1 x F slave 2 F-DI
2	1 x slave 4 DI/4 DO or 4 DI/3 DO	--
3	1 x slave 4 DI/4 DO or 4 DI/3 DO	1 x slave 4 DI/4 DO or 4 DI/3 DO + 1 x F slave
4	2 x slave 4 DI/4 DO or 4 DI/3 DO	2 x slave 4 DI/4 DO or 4 DI/3 DO + 1 x F slave
6	2 x slave 4 DI/4 DO or 4 DI/3 DO	2 x slave 4 DI/4 DO or 4 DI/3 DO + 1 x F slave

#### Connection

One set of links is required in each case to connect a slave to contact modules, LED modules, and the connection element.

The connection elements are mounted in the front-end cable glands and are used to connect the AS-Interface or bring unused inputs or outputs out of the enclosure.

For connection to AS-Interface, the following options are available:

- Terminal for shaped AS-Interface cable. The cable is contacted by the insulation piercing method and routed past the enclosure on the outside (possible only with plastic enclosure).
- Cable gland for the shaped AS-Interface cable or round cable. The cable is routed into the enclosure (preferable for metal enclosure).
- Connection using M12 plug.

If less than all inputs/outputs of the installed slaves in an enclosure are used for connecting the commanding devices, free inputs and outputs can be routed on request to the outside through an M12 socket on the top or bottom side of the enclosure.

To supply inputs with power, the S+ connection of the slave must be assigned to the socket, for outputs the OUT- connection must be assigned. Addressing is performed using the AS-Interface connections or the integrated addressing socket. An external power supply is not required.

#### Enclosures with standard fittings

Enclosures with standard fittings are available with:

- 1 to 3 command points
- Operational voltage through AS-Interface (approx. 30 V)
- Vertical mounting type
- Plastic enclosures are equipped with plastic actuators and indicators, metal enclosures are equipped with metal actuators and indicators

The enclosures without EMERGENCY STOP each have one module with 4I/3O; the enclosures with EMERGENCY STOP mushroom pushbuttons have a safe AS-Interface slave integrated in the enclosure. Enclosures with EMERGENCY STOP mushroom pushbuttons are fitted with two NC contact modules, which are wired to the safe F slave.

The contact modules and LED modules (with spring-type terminals) of the commanding devices and the AS-Interface slaves are mounted in the base of the enclosure and connected using cables. The plastic enclosures are designed with a connection for the AS-Interface flat cable (the cable is run along the outside of the enclosure). For metal enclosures, the AS-Interface cable is run inside the enclosure.

The enclosures with EMERGENCY STOP mushroom pushbuttons are also available with an M12 connector.

#### Customized enclosures (selection by configurator)


To order customized 3SU18 AS-Interface enclosures with pushbuttons and indicator lights, use the 3SU1 configurator to select the elements for equipping. An electronic order form will be generated for the options.

Configurator [see www.siemens.com/sirius-act/configurator](http://www.siemens.com/sirius-act/configurator)

## SIRIUS ACT Pushbuttons and Indicator Lights Enclosures

### Pushbuttons and indicator lights in the enclosure for AS-Interface

#### Selection and ordering data

Color of enclosure top	Number of command points	Enclosure version Command point fittings	Color, marking	DT	Insulation piercing method		PU (UNIT, SET, M)	PS*	PG
					Article No.	Price per PU			

#### Enclosures with standard fittings

##### Plastic version



3SU1801-0NB10-4HB2

Yellow	1	With recess for labeling plate A = EMERGENCY STOP mushroom pushbutton	Red	B	<b>3SU1801-0NB10-4HB2</b>		1	1 unit	41J
--------	---	--	-----	---	---------------------------	--	---	--------	-----



3SU1802-0AB10-4HB1

Gray	2	With recess for labeling plate A = pushbutton / B = pushbutton	A = red B = green	B	<b>3SU1802-0AB10-4HB1</b>		1	1 unit	41J
			A = black / B = white	B	<b>3SU1802-0AC10-4HB1</b>				




3SU1803-0AB10-4HB1

Gray	3	With recess for labeling plate A = pushbutton / B = pushbutton / C = indicator light	A = black / B = white	B	<b>3SU1802-0AC10-4HB1</b>		1	1 unit	41J
			A = red / B = green / C = clear	B	<b>3SU1803-0AB10-4HB1</b>				
			A = O / B = I / C = "without inscription"	B	<b>3SU1803-0AB10-4HB1</b>				


## SIRIUS ACT Pushbuttons and Indicator Lights Enclosures

### Modules for enclosures


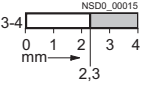

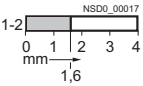
#### Selection and ordering data

Contact version	Number of NO contacts	Number of NC contacts	Product function positive opening	DT	Screw terminals 	PU (UNIT, SET, M)	PS*	PG
Article No.					Price per PU			

#### Contact modules for base mounting



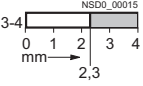

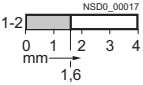



3SU1400-2AA10-1BA0

Silver alloy	1	0	No			A	<b>3SU1400-2AA10-1BA0</b>	1	1 unit	41J
	0	1	Yes			A	<b>3SU1400-2AA10-1CA0</b>	1	1 unit	41J



3SU1400-2AA10-3BA0

					Spring-type terminals 					
Silver alloy	1	0	No			B	<b>3SU1400-2AA10-3BA0</b>	1	1 unit	41J
	0	1	Yes			B	<b>3SU1400-2AA10-3CA0</b>	1	1 unit	41J

Operational voltage at AC	Operational voltage at DC	Color	DT	Screw terminals 	PU (UNIT, SET, M)	PS*	PG
Article No.				Price per PU			
V	V						

#### LED modules<sup>1)</sup> for base mounting



3SU1401-2BB60-1AA0

24	24	Amber	B	<b>3SU1401-2BB00-1AA0</b>	1	1 unit	41J
		Red	B	<b>3SU1401-2BB20-1AA0</b>	1	1 unit	41J
		Yellow	B	<b>3SU1401-2BB30-1AA0</b>	1	1 unit	41J
		Green	B	<b>3SU1401-2BB40-1AA0</b>	1	1 unit	41J
		Blue	B	<b>3SU1401-2BB50-1AA0</b>	1	1 unit	41J
		White	B	<b>3SU1401-2BB60-1AA0</b>	1	1 unit	41J
110	--	Amber	B	<b>3SU1401-2BC00-1AA0</b>	1	1 unit	41J
		Red	B	<b>3SU1401-2BC20-1AA0</b>	1	1 unit	41J
		Yellow	B	<b>3SU1401-2BC30-1AA0</b>	1	1 unit	41J
		Green	B	<b>3SU1401-2BC40-1AA0</b>	1	1 unit	41J
		Blue	B	<b>3SU1401-2BC50-1AA0</b>	1	1 unit	41J
		White	B	<b>3SU1401-2BC60-1AA0</b>	1	1 unit	41J
230	--	Amber	B	<b>3SU1401-2BF00-1AA0</b>	1	1 unit	41J
		Red	B	<b>3SU1401-2BF20-1AA0</b>	1	1 unit	41J
		Yellow	B	<b>3SU1401-2BF30-1AA0</b>	1	1 unit	41J
		Green	B	<b>3SU1401-2BF40-1AA0</b>	1	1 unit	41J
		Blue	B	<b>3SU1401-2BF50-1AA0</b>	1	1 unit	41J
		White	B	<b>3SU1401-2BF60-1AA0</b>	1	1 unit	41J

<sup>1)</sup> Only for use with SIRIUS commanding and signaling devices.

# SIRIUS ACT Pushbuttons and Indicator Lights Enclosures

## Modules for enclosures

Operational voltage at AC	Operational voltage at DC	Color	DT	Spring-type terminals	PU (UNIT, SET, M)	PS*	PG	
V	V			Article No.	Price per PU			
<b>LED modules<sup>1)</sup> for base mounting</b>								
24	24	Amber	B	<b>3SU1401-2BB00-3AA0</b>		1	1 unit	41J
		Red	B	<b>3SU1401-2BB20-3AA0</b>		1	1 unit	41J
		Yellow	B	<b>3SU1401-2BB30-3AA0</b>		1	1 unit	41J
		Green	B	<b>3SU1401-2BB40-3AA0</b>		1	1 unit	41J
		Blue	B	<b>3SU1401-2BB50-3AA0</b>		1	1 unit	41J
		White	B	<b>3SU1401-2BB60-3AA0</b>		1	1 unit	41J
110	--	Amber	B	<b>3SU1401-2BC00-3AA0</b>		1	1 unit	41J
		Red	B	<b>3SU1401-2BC20-3AA0</b>		1	1 unit	41J
		Yellow	B	<b>3SU1401-2BC30-3AA0</b>		1	1 unit	41J
		Green	B	<b>3SU1401-2BC40-3AA0</b>		1	1 unit	41J
		Blue	B	<b>3SU1401-2BC50-3AA0</b>		1	1 unit	41J
		White	B	<b>3SU1401-2BC60-3AA0</b>		1	1 unit	41J
230	--	Amber	B	<b>3SU1401-2BF00-3AA0</b>		1	1 unit	41J
		Red	B	<b>3SU1401-2BF20-3AA0</b>		1	1 unit	41J
		Yellow	B	<b>3SU1401-2BF30-3AA0</b>		1	1 unit	41J
		Green	B	<b>3SU1401-2BF40-3AA0</b>		1	1 unit	41J
		Blue	B	<b>3SU1401-2BF50-3AA0</b>		1	1 unit	41J
		White	B	<b>3SU1401-2BF60-3AA0</b>		1	1 unit	41J



3SU1401-2BB20-3AA0

<sup>1)</sup> Only for use with SIRIUS commanding and signaling devices.

Operational voltage at AC	Operational voltage at DC	Color	DT	Screw terminals	PU (UNIT, SET, M)	PS*	PG	
V	V			Article No.	Price per PU			
<b>LED modules<sup>1)</sup> for base mounting - wide voltage range</b>								
6 ... 24	6 ... 24	Amber	B	<b>3SU1401-2BG00-1AA0</b>		1	1 unit	41J
		Red	B	<b>3SU1401-2BG20-1AA0</b>		1	1 unit	41J
		Yellow	B	<b>3SU1401-2BG30-1AA0</b>		1	1 unit	41J
		Green	B	<b>3SU1401-2BG40-1AA0</b>		1	1 unit	41J
		Blue	B	<b>3SU1401-2BG50-1AA0</b>		1	1 unit	41J
		White	B	<b>3SU1401-2BG60-1AA0</b>		1	1 unit	41J
24 ... 230	24 ... 230	Amber	B	<b>3SU1401-2BH00-1AA0</b>		1	1 unit	41J
		Red	B	<b>3SU1401-2BH20-1AA0</b>		1	1 unit	41J
		Yellow	B	<b>3SU1401-2BH30-1AA0</b>		1	1 unit	41J
		Green	B	<b>3SU1401-2BH40-1AA0</b>		1	1 unit	41J
		Blue	B	<b>3SU1401-2BH50-1AA0</b>		1	1 unit	41J
		White	B	<b>3SU1401-2BH60-1AA0</b>		1	1 unit	41J
<b>Spring-type terminals</b>								
6 ... 24	6 ... 24	Amber	B	<b>3SU1401-2BG00-3AA0</b>		1	1 unit	41J
		Red	B	<b>3SU1401-2BG20-3AA0</b>		1	1 unit	41J
		Yellow	B	<b>3SU1401-2BG30-3AA0</b>		1	1 unit	41J
		Green	B	<b>3SU1401-2BG40-3AA0</b>		1	1 unit	41J
		Blue	B	<b>3SU1401-2BG50-3AA0</b>		1	1 unit	41J
		White	B	<b>3SU1401-2BG60-3AA0</b>		1	1 unit	41J
24 ... 230	24 ... 230	Amber	B	<b>3SU1401-2BH00-3AA0</b>		1	1 unit	41J
		Red	B	<b>3SU1401-2BH20-3AA0</b>		1	1 unit	41J
		Yellow	B	<b>3SU1401-2BH30-3AA0</b>		1	1 unit	41J
		Green	B	<b>3SU1401-2BH40-3AA0</b>		1	1 unit	41J
		Blue	B	<b>3SU1401-2BH50-3AA0</b>		1	1 unit	41J
		White	B	<b>3SU1401-2BH60-3AA0</b>		1	1 unit	41J



3SU1401-2BG60-1AA0



3SU1401-2BG20-3AA0

<sup>1)</sup> Only for use with SIRIUS commanding and signaling devices.

## SIRIUS ACT Pushbuttons and Indicator Lights Enclosures

### Modules for enclosures

Operational voltage	Slave type	Number of digital inputs		Number of digital outputs	DT	Push-in terminals		PU (UNIT, SET, M)	PS*	PG
		Standard	Safety-related			Article No.	Price per PU			

#### AS-Interface modules for base mounting



24 V	4 DI/3 DO AB	4	0	3	B	<b>3SU1400-2EJ10-6AA0</b>		1	1 unit	41J
	4 DI/4DO	4	0	4	B	<b>3SU1400-2EK10-6AA0</b>		1	1 unit	41J

3SU1400-2EJ10-6AA0

#### IO-Link modules for base mounting



24 V	Freely programmable (default 6DI/2DO)	0-8	0	0-8	B	<b>3SU1400-2HL10-6AA0</b>		1	1 unit	41J
------	---------------------------------------	-----	---	-----	---	---------------------------	--	---	--------	-----

3SU1400-2EJ10-6AA0

## SIRIUS ACT Pushbuttons and Indicator Lights Enclosures

### Two-hand operation consoles

#### Overview

##### Equipment

The two-hand operation consoles are pre-equipped with commanding devices. In the case of plastic enclosures the command points are equipped as standard with actuators and indicators made of plastic, in the case of metal enclosures they are equipped with actuators and indicators made of metal.

The standard equipment comprises:

- 2 black mushroom pushbuttons, Ø 40 mm, 1 NO + 1 NC
- 1 red EMERGENCY STOP mushroom pushbutton according to ISO 13850, Ø 40 mm, with positive latching, 2 NC

The plastic version can be retrofitted with up to 8 customized command points. The surface of the console has premachined breaking points for this purpose.

#### Application

The two-hand operation consoles are required for use with machines and systems that have hazardous areas, in order to direct both hands of the operator to one position.

The operation consoles are primarily used on presses, stamping machines, printing presses and paper converting machines, in the chemical industry and in the rubber and plastics industries.

The control command is given by pressing the two mushroom pushbuttons on the sides simultaneously (within 0.5 s of each other) and must be maintained for as long as a hazard exists.

For the further processing of control commands, suitable evaluation units are used, e.g. 3SK11 safety relays or the 3RK3 Modular Safety System.

#### Standards

The two-hand operation consoles comply with the requirements of EN 574.

#### Selection and ordering data

Version of actuating element Unlatching method	Color of actuating element	Number of NO contacts	Number of NC contacts	DT	Article No.	Price per PU	PU (UNIT, SET, M)	PS*	PG
---	----------------------------	-----------------------	-----------------------	----	-------------	--------------	-------------------	-----	----

##### Enclosures - Two-hand operation consoles

###### Plastic enclosures

None	--	0	0	B	<b>3SU1803-3AA00-1AA1</b>		1	1 unit	41J
A = mushroom pushbutton / B = EMERGENCY STOP mushroom pushbutton / C = mushroom pushbutton	A = black / B = red / C = black	2	4	B	<b>3SU1803-3NB00-1AE1</b>		1	1 unit	41J
A = pull-to-unlatch mechanism / B = rotate-to-unlatch mechanism / C = pull-to-unlatch mechanism									



3SU1803-3NB00-1AE1

###### Metal enclosures

None	--	0	0	B	<b>3SU1853-3AA00-0AA1</b>		1	1 unit	41J
A = mushroom pushbutton / B = EMERGENCY STOP mushroom pushbutton / C = mushroom pushbutton	A = black / B = red / C = black	2	4	B	<b>3SU1853-3NB00-1AA1</b>		1	1 unit	41J
A = pull-to-unlatch mechanism / B = rotate-to-unlatch mechanism / C = pull-to-unlatch mechanism		2	4	B	<b>3SU1853-3NB00-1AD1</b>		1	1 unit	41J



3SU1853-3AA00-0AA1



3SU1853-3NB00-1AA1



3SU1853-3NB00-1AD1

Version	Material	Color	DT	Article No.	Price per PU	PU (UNIT, SET, M)	PS*	PG
---------	----------	-------	----	-------------	--------------	-------------------	-----	----

##### Accessories

<b>Stands for two-hand operation console</b>	Metal	Silver	B	<b>3SU1950-0HN10-0AA0</b>		1	1 unit	41J
--	-------	--------	---	---------------------------	--	---	--------	-----



# SIRIUS ACT Pushbuttons and Indicator Lights

## Accessories

### Labels

#### Insert labels

#### Overview

Labels can be inserted for identification purposes in pushbuttons (clear) and in illuminated pushbuttons with a flat button. These insert labels are made of semi-transparent plastic with black inscription; they can be fitted in any 90° angle.

#### Inscription

The inscription is in upper/lower case, all words begin with upper case letters. Graphic symbols, including those not listed in the catalog, are according to ISO 7000 or IEC 60417.

The insert labels without inscription are suitable for user marking with permanent pen.

For customized inscription, see "Options" on page 13/97.

#### Selection and ordering data

Color	Marking	DT	Article No.	Price per PU	PU (UNIT, SET, M)	PS*	PG
-------	---------	----	-------------	--------------	-------------------	-----	----

#### Insert labels

##### For self-inscription

Clear/Black (label/lettering)	None	B	<b>3SU1900-0AB71-0AA0</b>		100	10 units	41J
-------------------------------	------	---	---------------------------	--	-----	----------	-----



3SU1900-0AB71-0AA0

##### Inscription in German

Clear/Black (label/lettering)	Ein	B	<b>3SU1900-0AB71-0AB0</b>		100	10 units	41J
	Aus	B	<b>3SU1900-0AB71-0AC0</b>		100	10 units	41J
	Auf	B	<b>3SU1900-0AB71-0AD0</b>		100	10 units	41J
	Ab	B	<b>3SU1900-0AB71-0AE0</b>		100	10 units	41J
	Vor	B	<b>3SU1900-0AB71-0AF0</b>		100	10 units	41J
	Zurück	B	<b>3SU1900-0AB71-0AG0</b>		100	10 units	41J
	Rechts	B	<b>3SU1900-0AB71-0AH0</b>		100	10 units	41J
	Links	B	<b>3SU1900-0AB71-0AJ0</b>		100	10 units	41J
	Halt	B	<b>3SU1900-0AB71-0AK0</b>		100	10 units	41J
	Zu	B	<b>3SU1900-0AB71-0AL0</b>		100	10 units	41J
	Schnell	B	<b>3SU1900-0AB71-0AM0</b>		100	10 units	41J
	Langsam	B	<b>3SU1900-0AB71-0AN0</b>		100	10 units	41J
	Betrieb	B	<b>3SU1900-0AB71-0AP0</b>		100	10 units	41J
	Störung	B	<b>3SU1900-0AB71-0AQ0</b>		100	10 units	41J
	Einrichten	B	<b>3SU1900-0AB71-0AR0</b>		100	10 units	41J



3SU1900-0AB71-0AB0

##### Inscription in English

Clear/Black (label/lettering)	On	B	<b>3SU1900-0AB71-0DJ0</b>		100	10 units	41J
	Off	B	<b>3SU1900-0AB71-0DK0</b>		100	10 units	41J
	Up	B	<b>3SU1900-0AB71-0DL0</b>		100	10 units	41J
	Down	B	<b>3SU1900-0AB71-0DM0</b>		100	10 units	41J
	Forward+	B	<b>3SU1900-0AB71-0DN0</b>		100	10 units	41J
	Right	B	<b>3SU1900-0AB71-0DQ0</b>		100	10 units	41J
	Left	B	<b>3SU1900-0AB71-0DR0</b>		100	10 units	41J
	Stop	B	<b>3SU1900-0AB71-0DS0</b>		100	10 units	41J
	Start	B	<b>3SU1900-0AB71-0DT0</b>		100	10 units	41J
	Reset	B	<b>3SU1900-0AB71-0DU0</b>		100	10 units	41J
	Test	B	<b>3SU1900-0AB71-0DV0</b>		100	10 units	41J
	Open	B	<b>3SU1900-0AB71-0DW0</b>		100	10 units	41J
	Close	B	<b>3SU1900-0AB71-0DX0</b>		100	10 units	41J
	Running	B	<b>3SU1900-0AB71-0EB0</b>		100	10 units	41J
	Fast	B	<b>3SU1900-0AB71-0EE0</b>		100	10 units	41J
	Slow	B	<b>3SU1900-0AB71-0EF0</b>		100	10 units	41J



3SU1900-0AB71-0DN0

# SIRIUS ACT Pushbuttons and Indicator Lights


## Accessories Labels

### Insert labels

Color	Marking	Symbol No.	DT	Article No.	Price per PU	PU (UNIT, SET, M)	PS*	PG
-------	---------	------------	----	-------------	--------------	-------------------	-----	----







#### Insert labels

#### With symbol (ON/OFF)

	Black/White (label/lettering)	O I	--	B	<b>3SU1900-0AB16-0QE0</b>	1	10 units	41J
	White/Black (label/lettering)	O I	--	B	<b>3SU1900-0AB61-0QE0</b>	1	10 units	41J
	Clear/Black (label/lettering)	O I II III	5008 IEC	A	<b>3SU1900-0AB71-0QA0</b>	100	10 units	41J
			5007 IEC	A	<b>3SU1900-0AB71-0QB0</b>	100	10 units	41J
			--	B	<b>3SU1900-0AB71-0QC0</b>	100	10 units	41J
--	B	<b>3SU1900-0AB71-0QD0</b>	100	10 units	41J			

3SU1900-0AB71-0QC0

#### With symbol (graphic)

	Clear/Black (label/lettering)	→	ARROW DIRECTION TO RIGHT	5022 IEC	A	<b>3SU1900-0AB71-0QR0</b>	100	10 units	41J
		↗	ARROW DIRECTION UP	--	B	<b>3SU1900-0AB71-0QS0</b>	100	10 units	41J
		↻	CLOCKWISE ROTATION	0004 ISO	B	<b>3SU1900-0AB71-0QT0</b>	100	10 units	41J
		↺	COUNTERCLOCKWISE ROTATION	--	B	<b>3SU1900-0AB71-0QU0</b>	100	10 units	41J
		⚡	RAPID TRAVERSE	0266 ISO	B	<b>3SU1900-0AB71-0QV0</b>	100	10 units	41J
		⚡	FEED	--	B	<b>3SU1900-0AB71-0QW0</b>	100	10 units	41J
		+	INCREASE, PLUS	5005 IEC	B	<b>3SU1900-0AB71-0QX0</b>	100	10 units	41J
		-	DECREASE, MINUS	5006 IEC	B	<b>3SU1900-0AB71-0QY0</b>	100	10 units	41J
		⚙	ELECTRIC MOTOR	0011 ISO	B	<b>3SU1900-0AB71-0RA0</b>	100	10 units	41J
		📢	HORN	5014 IEC	B	<b>3SU1900-0AB71-0RB0</b>	100	10 units	41J
		🚰	WATER TAP	--	B	<b>3SU1900-0AB71-0RC0</b>	100	10 units	41J
		🚰	PUMP	0134 ISO	B	<b>3SU1900-0AB71-0RD0</b>	100	10 units	41J
		⚙	COOLANT PUMP	0355 ISO	B	<b>3SU1900-0AB71-0RE0</b>	100	10 units	41J
		🔩	LOCK, TIGHTEN	--	B	<b>3SU1900-0AB71-0RF0</b>	100	10 units	41J
		🔓	UNLOCK, UNCLAMP	--	B	<b>3SU1900-0AB71-0RG0</b>	100	10 units	41J
		🛑	BRAKE	--	B	<b>3SU1900-0AB71-0RH0</b>	100	10 units	41J
		🛑	RELEASE BRAKE	0021 ISO	B	<b>3SU1900-0AB71-0RJ0</b>	100	10 units	41J
		🔒	INTERLOCK	0022 ISO	B	<b>3SU1900-0AB71-0RK0</b>	100	10 units	41J
		🔓	UNLOCK	0023 ISO	B	<b>3SU1900-0AB71-0RL0</b>	100	10 units	41J
		⚙	SETTING	--	B	<b>3SU1900-0AB71-0RM0</b>	100	10 units	41J
		⚡	ON-OFF MOMENTARY CONTACT TYPE	5011 IEC	B	<b>3SU1900-0AB71-0RN0</b>	100	10 units	41J
		👤	MANUAL OPERATION	0096 ISO	B	<b>3SU1900-0AB71-0RP0</b>	100	10 units	41J
		🔄	AUTOMATIC CYCLE	0017 ISO	B	<b>3SU1900-0AB71-0RQ0</b>	100	10 units	41J
		👉	SUCTION	--	B	<b>3SU1900-0AB71-0RR0</b>	100	10 units	41J
		👉	BLOWING	--	B	<b>3SU1900-0AB71-0RS0</b>	100	10 units	41J

3SU1900-0AB71-0RB0

3SU1900-0AB71-0RN0



## SIRIUS ACT Pushbuttons and Indicator Lights

### Accessories

### Labels

#### Insert labels

### Options

#### Customized inscriptions

The labels can be inscribed with text and symbols not listed in the ordering data.

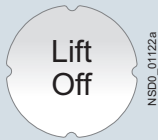
By default, a letter height of 4 mm (for a single line of text) or 3 mm (for two or three lines of text) is used for text inscriptions.

The typeface used is Arial. Other letter heights and typefaces are possible, but must be specified when ordering.

For round insert labels, the maximum possible number of characters per line is:

- 10 characters for one line of text
- 8 characters for 2 lines of text
- 6 characters for 3 lines of text, but 10 characters in the middle line

#### Examples for customized inscription



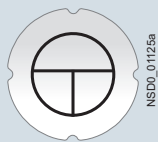
Two-line inscription in upper/lower case lettering (Q0Y)



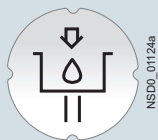
Single-line inscription in upper case lettering (Q1Y)



Three-line inscription in lower case letters (Q2Y)



Symbol number 5011 according to IEC 60417 (Q3Y)



Any symbol according to order form supplement (Q9Y)

#### Ordering notes

Append the following order codes to the Article No.:

- Text line(s) in upper/lower case, upper case always for beginning of line (e.g. "Lift / Off"): **Q0Y**
- Text line(s) in upper case (e.g. "LIFT"): **Q1Y**
- Text line(s) in lower case (e.g. "lift / off / lower"): **Q2Y**
- Text line(s) in upper/lower case, all words begin with upper case letters (e.g. "On Off"): **Q5Y**
- Symbol with number according to ISO 7000 or IEC 60417: **Q3Y**
- Any inscription or symbol according to order form supplement: **Q9Y**

When ordering, specify the required inscription in plain text in addition to the article number and order code. In the case of special inscriptions with words in languages other than German, give the exact spelling and specify the language. In the case of multi-line inscriptions, the text must be assigned to the respective line, e.g. "Z1 = Lift, Z2 = Lower". For long words you can also specify the end-of-line division; see [ordering example 1](#)

Symbols can also be ordered with numbers according to ISO 7000 or IEC 60417; see [ordering examples 2 and 3](#)

The SIRIUS ACT Configurator must be used to select customized inscriptions and symbols (order code Q9Y). In this case a "CIN" (Configuration Identification Number) is generated for placement of future orders. It is then possible to place an order directly using the CIN and the SIRIUS ACT Configurator (Mall shopping cart) or via the standard order channels.

Standard ordering channels:

- Configurator: [www.siemens.com/sirius-act/configurator](http://www.siemens.com/sirius-act/configurator)
- Electronic Catalog CA 01 on DVD
- Industry Mall: [www.siemens.com/industrymall](http://www.siemens.com/industrymall)

#### Ordering example 1

A label with 2 lines of text is required:

3SU1900-0AB71-0AZ0  
Q1Y  
Z1 = LIFT  
Z2 = LOWER

#### Ordering example 2

A label inscribed with symbol No. 5011 according to IEC 60417 is required:

3SU1900-0AB71-0AZ0  
Q3Y  
Z = 5011 IEC

#### Ordering example 3

A label inscribed with symbol No. 1118 according to ISO 7000 is required:

3SU1900-0AB71-0AZ0  
Q3Y  
Z = 1118 ISO







# SIRIUS ACT Pushbuttons and Indicator Lights

## Accessories

### Labels

#### Label holders for labeling plates

##### Selection and ordering data

Label holder shape	Label holder color	Label fastening method	Labeling plate size		DT	Article No.	Price per PU	PU (UNIT, SET, M)	PS*	PG	
			Height	Width							
			mm	mm							
<b>Label holders for labeling plates</b>											
	With rounded bottom	Black	Self-adhesive	12.5	27	A	<b>3SU1900-0AG10-0AA0</b>		10 units	41J	
				17.5	27	A					
				27	27	A					
	Snap-on	12.5	27	A	<b>3SU1900-0AH10-0AA0</b>	10 units					41J
		17.5	27	A	<b>3SU1900-0AJ10-0AA0</b>	10 units					41J
		27	27	A	<b>3SU1900-0AR10-0AA0</b>	10 units					41J
	With square bottom	Black	Self-adhesive	12.5	27	B	<b>3SU1900-0AN10-0AA0</b>		1 unit	41J	
				17.5	27	B					
				27	27	B					
	Snap-on	12.5	27	B	<b>3SU1900-0AP10-0AA0</b>	1 unit					41J
		17.5	27	B	<b>3SU1900-0AS10-0AA0</b>	1 unit					41J
		27	27	B	<b>3SU1900-0AT10-0AA0</b>	1 unit					41J
<b>Label holders for labeling plates for coordinate switches</b>											
	With square bottom	Black	Self-adhesive	27	27	A	<b>3SU1900-0AL10-0AA0</b>		1 unit	41J	
	Cross	Black	Self-adhesive	27	27	B	<b>3SU1900-0AM10-0AA0</b>		1 unit	41J	
<b>Label holders for labeling plates for twin pushbuttons</b>											
	Rectangular	Black	Self-adhesive	12.5	27	A	<b>3SU1900-0AK10-0AA0</b>		10 units	41J	
<b>Single frames</b>											
	Square	--	--	29.8	29.8	A	<b>3SU1900-0AX10-0AA0</b>		10 units	41J	

3SU1900-0AG10-0AA0

3SU1900-0AN10-0AA0

3SU1900-0AL10-0AA0

3SU1900-0AM10-0AA0

3SU1900-0AK10-0AA0

3SU1900-0AX10-0AA0

# SIRIUS ACT Pushbuttons and Indicator Lights

## Accessories

### Labels

#### Labeling plates

#### Overview

The backing plates consist of a black molded-plastic label holder and a labeling plate (black with white print or silver-colored with black print) for sticking or snapping in place. They are not suitable for EMERGENCY STOP buttons. Note mounting dimensions!

#### Inscription

The inscription is in upper/lower case, all words begin with upper case letters. Graphic symbols, including those not listed in the catalog, are according to ISO 7000 or IEC 60417.

For customized inscription, see "Options" on page 13/105.

#### Labeling plates for sticking/snapping in place

The labels are available in three sizes:

- 12.5 mm × 27 mm
- 17.5 mm × 27 mm
- 27 mm × 27 mm

For mounting the labeling plates, you can choose between label holders for stick-on or snap-on mounting.

#### Selection and ordering data

Color	Marking	Symbol No.	DT	Article No.	Price per PU	PU (UNIT, SET, M)	PS*	PG
<b>Labeling plates 12.5 mm x 27 mm</b>								
<b>For self-inscription</b>								
Black/White (label/lettering)	None	--	A	<b>3SU1900-0AC16-0AA0</b>		100	10 units	41J
<b>Inscription in German</b>								
Black/White (label/lettering)	Ein	--	B	<b>3SU1900-0AC16-0AB0</b>		100	10 units	41J
	Aus	--	B	<b>3SU1900-0AC16-0AC0</b>		100	10 units	41J
	Auf	--	B	<b>3SU1900-0AC16-0AD0</b>		100	10 units	41J
	Ab	--	B	<b>3SU1900-0AC16-0AE0</b>		100	10 units	41J
	Vor	--	B	<b>3SU1900-0AC16-0AF0</b>		100	10 units	41J
	Zurück	--	B	<b>3SU1900-0AC16-0AG0</b>		100	10 units	41J
	Rechts	--	B	<b>3SU1900-0AC16-0AH0</b>		100	10 units	41J
	Links	--	B	<b>3SU1900-0AC16-0AJ0</b>		100	10 units	41J
	Halt	--	B	<b>3SU1900-0AC16-0AK0</b>		100	10 units	41J
	Zu	--	B	<b>3SU1900-0AC16-0AL0</b>		100	10 units	41J
	Betrieb	--	B	<b>3SU1900-0AC16-0AP0</b>		100	10 units	41J
	Störung	--	B	<b>3SU1900-0AC16-0AQ0</b>		100	10 units	41J
	Hand Auto	--	B	<b>3SU1900-0AC16-0DB0</b>		100	10 units	41J
	Hand O Auto	--	B	<b>3SU1900-0AC16-0DD0</b>		100	10 units	41J
<b>Inscription in English</b>								
Black/White (label/lettering)	On	--	B	<b>3SU1900-0AC16-0DJ0</b>		100	10 units	41J
	Off	--	B	<b>3SU1900-0AC16-0DK0</b>		100	10 units	41J
	Up	--	B	<b>3SU1900-0AC16-0DL0</b>		100	10 units	41J
	Down	--	B	<b>3SU1900-0AC16-0DM0</b>		100	10 units	41J
	Forward	--	B	<b>3SU1900-0AC16-0DN0</b>		100	10 units	41J
	Reverse	--	B	<b>3SU1900-0AC16-0DP0</b>		100	10 units	41J
	Right	--	B	<b>3SU1900-0AC16-0DQ0</b>		100	10 units	41J
	Left	--	B	<b>3SU1900-0AC16-0DR0</b>		100	10 units	41J
	Stop	--	B	<b>3SU1900-0AC16-0DS0</b>		100	10 units	41J
	Start	--	B	<b>3SU1900-0AC16-0DT0</b>		100	10 units	41J
	Reset	--	B	<b>3SU1900-0AC16-0DU0</b>		100	10 units	41J
	Test	--	B	<b>3SU1900-0AC16-0DV0</b>		100	10 units	41J
	Open	--	B	<b>3SU1900-0AC16-0DW0</b>		100	10 units	41J
	Close	--	B	<b>3SU1900-0AC16-0DX0</b>		100	10 units	41J
	Jog	--	B	<b>3SU1900-0AC16-0DE0</b>		100	10 units	41J
	Running	--	B	<b>3SU1900-0AC16-0EB0</b>		100	10 units	41J
	Fault	--	B	<b>3SU1900-0AC16-0EC0</b>		100	10 units	41J
	Run	--	B	<b>3SU1900-0AC16-0ED0</b>		100	10 units	41J
	Stop Start	--	B	<b>3SU1900-0AC16-0DC0</b>		100	10 units	41J
	Off On	--	B	<b>3SU1900-0AC16-0DH0</b>		100	10 units	41J
	Power off	--	B	<b>3SU1900-0AC16-0DF0</b>		100	10 units	41J
	Power on	--	B	<b>3SU1900-0AC16-0DG0</b>		100	10 units	41J
	Man O Auto	--	B	<b>3SU1900-0AC16-0DY0</b>		100	10 units	41J
	Man Auto	--	B	<b>3SU1900-0AC16-0EA0</b>		100	10 units	41J

# SIRIUS ACT Pushbuttons and Indicator Lights

## Accessories


### Labels

#### Labeling plates



Color	Marking	Symbol No.	DT	Article No.	Price per PU	PU (UNIT, SET, M)	PS*	PG
-------	---------	------------	----	-------------	--------------	-------------------	-----	----

#### Labeling plates 12.5 mm x 27 mm

##### Inscription in French

 <p>3SU1900-0AC16-0GA0</p>	Black/White (label/lettering)	Marche	--	B	<b>3SU1900-0AC16-0GA0</b>	100	10 units	41J
		Arrêt	--	B	<b>3SU1900-0AC16-0GB0</b>	100	10 units	41J
		Montée	--	B	<b>3SU1900-0AC16-0GC0</b>	100	10 units	41J
		Descente	--	B	<b>3SU1900-0AC16-0GD0</b>	100	10 units	41J
		Avant	--	B	<b>3SU1900-0AC16-0GE0</b>	100	10 units	41J
		Retour	--	B	<b>3SU1900-0AC16-0GF0</b>	100	10 units	41J
		Droite	--	B	<b>3SU1900-0AC16-0GG0</b>	100	10 units	41J
		Gauche	--	B	<b>3SU1900-0AC16-0GH0</b>	100	10 units	41J
		Ouvert	--	B	<b>3SU1900-0AC16-0GJ0</b>	100	10 units	41J
		Fermé	--	B	<b>3SU1900-0AC16-0GK0</b>	100	10 units	41J
		Rapide	--	B	<b>3SU1900-0AC16-0GL0</b>	100	10 units	41J
		En Service	--	B	<b>3SU1900-0AC16-0GM0</b>	100	10 units	41J
		Default	--	B	<b>3SU1900-0AC16-0GN0</b>	100	10 units	41J
		Reglage	--	B	<b>3SU1900-0AC16-0GP0</b>	100	10 units	41J
		Arrêt d'urgence	--	B	<b>3SU1900-0AC16-0GQ0</b>	100	10 units	41J
		Hors Service	--	B	<b>3SU1900-0AC16-0GR0</b>	100	10 units	41J
		Sous tension	--	B	<b>3SU1900-0AC16-0GS0</b>	100	10 units	41J
		Manu Auto	--	B	<b>3SU1900-0AC16-0GT0</b>	100	10 units	41J
	Marche Arrêt	--	B	<b>3SU1900-0AC16-0GU0</b>	100	10 units	41J	
	Rearmement	--	B	<b>3SU1900-0AC16-0GV0</b>	100	10 units	41J	

##### With symbol

 <p>3SU1900-0AC16-0QG0</p>	Black/White (label/lettering)	O	--	B	<b>3SU1900-0AC16-0QA0</b>	100	10 units	41J
		I	--	B	<b>3SU1900-0AC16-0QB0</b>	100	10 units	41J
		O I	--	B	<b>3SU1900-0AC16-0QG0</b>	100	10 units	41J
		1 2	--	B	<b>3SU1900-0AC16-0QJ0</b>	100	10 units	41J
		 ARROW DIRECTION UP	--	B	<b>3SU1900-0AC16-0QS0</b>	100	10 units	41J

# SIRIUS ACT Pushbuttons and Indicator Lights

## Accessories

### Labels

#### Labeling plates

Color	Marking	Symbol No.	DT	Article No.	Price per PU	PU (UNIT, SET, M)	PS*	PG
-------	---------	------------	----	-------------	--------------	-------------------	-----	----

#### Labeling plates 12.5 mm x 27 mm

##### For self-inscription

Silver/Black (label/lettering)	None		A	<b>3SU1900-0AC81-0AA0</b>		100	10 units	41J
--------------------------------	------	--	---	---------------------------	--	-----	----------	-----



3SU1900-0AC81-0AA0

##### Inscription in German

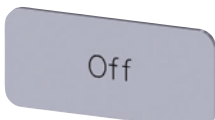
Silver/Black (label/lettering)	Ein	--	B	<b>3SU1900-0AC81-0AB0</b>	100	10 units	41J
	Aus	--	B	<b>3SU1900-0AC81-0AC0</b>	100	10 units	41J
	Auf	--	B	<b>3SU1900-0AC81-0AD0</b>	100	10 units	41J
	Ab	--	B	<b>3SU1900-0AC81-0AE0</b>	100	10 units	41J
	Vor	--	B	<b>3SU1900-0AC81-0AF0</b>	100	10 units	41J
	Zurück	--	B	<b>3SU1900-0AC81-0AG0</b>	100	10 units	41J
	Rechts	--	B	<b>3SU1900-0AC81-0AH0</b>	100	10 units	41J
	Links	--	B	<b>3SU1900-0AC81-0AJ0</b>	100	10 units	41J
	Halt	--	B	<b>3SU1900-0AC81-0AK0</b>	100	10 units	41J
	Zu	--	B	<b>3SU1900-0AC81-0AL0</b>	100	10 units	41J
	Schnell	--	B	<b>3SU1900-0AC81-0AM0</b>	100	10 units	41J
	Langsam	--	B	<b>3SU1900-0AC81-0AN0</b>	100	10 units	41J
	Betrieb	--	B	<b>3SU1900-0AC81-0AP0</b>	100	10 units	41J
	Störung	--	B	<b>3SU1900-0AC81-0AQ0</b>	100	10 units	41J
	Einrichten	--	B	<b>3SU1900-0AC81-0AR0</b>	100	10 units	41J
	Hand Auto	--	B	<b>3SU1900-0AC81-0DB0</b>	100	10 units	41J
Stop Start	--	B	<b>3SU1900-0AC81-0DC0</b>	100	10 units	41J	
Hand O Auto	--	B	<b>3SU1900-0AC81-0DD0</b>	100	10 units	41J	



3SU1900-0AC81-0AB0

##### Inscription in English

Silver/Black (label/lettering)	On	--	B	<b>3SU1900-0AC81-0DJ0</b>	100	10 units	41J
	Off	--	B	<b>3SU1900-0AC81-0DK0</b>	100	10 units	41J
	Up	--	B	<b>3SU1900-0AC81-0DL0</b>	100	10 units	41J
	Down	--	B	<b>3SU1900-0AC81-0DM0</b>	100	10 units	41J
	Stop	--	B	<b>3SU1900-0AC81-0DS0</b>	100	10 units	41J
	Start	--	B	<b>3SU1900-0AC81-0DT0</b>	100	10 units	41J
	Reset	--	B	<b>3SU1900-0AC81-0DU0</b>	100	10 units	41J
	Test	--	B	<b>3SU1900-0AC81-0DV0</b>	100	10 units	41J
	Open	--	B	<b>3SU1900-0AC81-0DW0</b>	100	10 units	41J
	Close	--	B	<b>3SU1900-0AC81-0DX0</b>	100	10 units	41J
	Man O Auto	--	B	<b>3SU1900-0AC81-0DY0</b>	100	10 units	41J
	Man Auto	--	B	<b>3SU1900-0AC81-0EA0</b>	100	10 units	41J
	Running	--	B	<b>3SU1900-0AC81-0EB0</b>	100	10 units	41J
	Fault	--	B	<b>3SU1900-0AC81-0EC0</b>	100	10 units	41J
	Fast	--	B	<b>3SU1900-0AC81-0EE0</b>	100	10 units	41J
	Slow	--	B	<b>3SU1900-0AC81-0EF0</b>	100	10 units	41J



3SU1900-0AC81-0DK0

##### With symbol

Silver/Black (label/lettering)	O	5008 IEC	B	<b>3SU1900-0AC81-0QA0</b>	100	10 units	41J	
	I	5007 IEC	B	<b>3SU1900-0AC81-0QB0</b>	100	10 units	41J	
	II	--	B	<b>3SU1900-0AC81-0QC0</b>	100	10 units	41J	
	III	--	B	<b>3SU1900-0AC81-0QD0</b>	100	10 units	41J	
	O I	--	B	<b>3SU1900-0AC81-0QG0</b>	100	10 units	41J	
	I O II	--	B	<b>3SU1900-0AC81-0QK0</b>	100	10 units	41J	
	1 O 2	--	B	<b>3SU1900-0AC81-0QL0</b>	100	10 units	41J	
	→	ARROW DIRECTION TO RIGHT	5022 IEC	B	<b>3SU1900-0AC81-0QR0</b>	100	10 units	41J
	↖	ARROW DIRECTION UP	--	B	<b>3SU1900-0AC81-0QS0</b>	100	10 units	41J




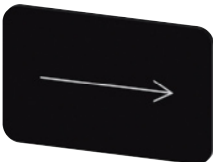


3SU1900-0AC81-0QK0

# SIRIUS ACT Pushbuttons and Indicator Lights

## Accessories Labels

### Labeling plates

Color	Marking	Symbol No.	DT	Article No.	Price per PU	PU (UNIT, SET, M)	PS*	PG
<b>Labeling plates 17.5 mm x 27 mm</b>								
<b>For self-inscription</b>								
	Black/White (label/lettering)	None	--	A	<b>3SU1900-0AD16-0AA0</b>	100	10 units	41J
								
<b>Inscription in German</b>								
	Black/White (label/lettering)	Ein	--	B	<b>3SU1900-0AD16-0AB0</b>	100	10 units	41J
		Aus	--	B	<b>3SU1900-0AD16-0AC0</b>	100	10 units	41J
		Auf	--	B	<b>3SU1900-0AD16-0AD0</b>	100	10 units	41J
		Ab	--	B	<b>3SU1900-0AD16-0AE0</b>	100	10 units	41J
		Vor	--	B	<b>3SU1900-0AD16-0AF0</b>	100	10 units	41J
		Zurück	--	B	<b>3SU1900-0AD16-0AG0</b>	100	10 units	41J
		Halt	--	B	<b>3SU1900-0AD16-0AK0</b>	100	10 units	41J
		Zu	--	B	<b>3SU1900-0AD16-0AL0</b>	100	10 units	41J
		Betrieb	--	B	<b>3SU1900-0AD16-0AP0</b>	100	10 units	41J
		Störung	--	B	<b>3SU1900-0AD16-0AQ0</b>	100	10 units	41J
		Hand Auto	--	B	<b>3SU1900-0AD16-0DB0</b>	100	10 units	41J
								
<b>Inscription in English</b>								
	Black/White (label/lettering)	Stop Start	--	B	<b>3SU1900-0AD16-0DC0</b>	100	10 units	41J
		On	--	B	<b>3SU1900-0AD16-0DJ0</b>	100	10 units	41J
		Off	--	B	<b>3SU1900-0AD16-0DK0</b>	100	10 units	41J
		Up	--	B	<b>3SU1900-0AD16-0DL0</b>	100	10 units	41J
		Down	--	B	<b>3SU1900-0AD16-0DM0</b>	100	10 units	41J
		Forward	--	B	<b>3SU1900-0AD16-0DN0</b>	100	10 units	41J
		Reverse	--	B	<b>3SU1900-0AD16-0DP0</b>	100	10 units	41J
		Right	--	B	<b>3SU1900-0AD16-0DQ0</b>	100	10 units	41J
		Stop	--	B	<b>3SU1900-0AD16-0DS0</b>	100	10 units	41J
		Start	--	B	<b>3SU1900-0AD16-0DT0</b>	100	10 units	41J
		Open	--	B	<b>3SU1900-0AD16-0DW0</b>	100	10 units	41J
		Close	--	B	<b>3SU1900-0AD16-0DX0</b>	100	10 units	41J
		Man Auto	--	B	<b>3SU1900-0AD16-0EA0</b>	100	10 units	41J
		Running	--	B	<b>3SU1900-0AD16-0EB0</b>	100	10 units	41J
		Fault	--	B	<b>3SU1900-0AD16-0EC0</b>	100	10 units	41J
								
<b>Inscription in French</b>								
	Black/White (label/lettering)	Marche	--	B	<b>3SU1900-0AD16-0GA0</b>	100	10 units	41J
		Arrêt	--	B	<b>3SU1900-0AD16-0GB0</b>	100	10 units	41J
		Droite	--	B	<b>3SU1900-0AD16-0GG0</b>	100	10 units	41J
		Gauche	--	B	<b>3SU1900-0AD16-0GH0</b>	100	10 units	41J
		En Service	--	B	<b>3SU1900-0AD16-0GM0</b>	100	10 units	41J
		Default	--	B	<b>3SU1900-0AD16-0GN0</b>	100	10 units	41J
		Sous tension	--	B	<b>3SU1900-0AD16-0GS0</b>	100	10 units	41J
		Manu Auto	--	B	<b>3SU1900-0AD16-0GT0</b>	100	10 units	41J
		Marche Arrêt	--	B	<b>3SU1900-0AD16-0GU0</b>	100	10 units	41J
		Rearmement	--	B	<b>3SU1900-0AD16-0GV0</b>	100	10 units	41J
<b>With symbol</b>								
	Black/White (label/lettering)	O	5008 IEC	B	<b>3SU1900-0AD16-0QA0</b>	100	10 units	41J
		I	5007 IEC	B	<b>3SU1900-0AD16-0QB0</b>	100	10 units	41J
		O I	--	B	<b>3SU1900-0AD16-0QG0</b>	100	10 units	41J
		→ ARROW DIRECTION TO RIGHT	5022 IEC	B	<b>3SU1900-0AD16-0QR0</b>	100	10 units	41J
		↖ ARROW DIRECTION UP	--	B	<b>3SU1900-0AD16-0QS0</b>	100	10 units	41J
								



3SU1900-0AD16-0QR0

## SIRIUS ACT Pushbuttons and Indicator Lights

### Accessories

### Labels

#### Labeling plates







Color	Marking	Symbol No.	DT	Article No.	Price per PU	PU (UNIT, SET, M)	PS*	PG
<b>Labeling plates 17.5 mm x 27 mm</b>								
<b>For self-inscription</b>								
	Silver/Black (label/lettering)	None	--	A	<b>3SU1900-0AD81-0AA0</b>	100	10 units	41J
<b>Inscription in German</b>								
	Silver/Black (label/lettering)	Ein	--	B	<b>3SU1900-0AD81-0AB0</b>	100	10 units	41J
		Aus	--	B	<b>3SU1900-0AD81-0AC0</b>	100	10 units	41J
		Auf	--	B	<b>3SU1900-0AD81-0AD0</b>	100	10 units	41J
		Ab	--	B	<b>3SU1900-0AD81-0AE0</b>	100	10 units	41J
		Vor	--	B	<b>3SU1900-0AD81-0AF0</b>	100	10 units	41J
		Zurück	--	B	<b>3SU1900-0AD81-0AG0</b>	100	10 units	41J
		Rechts	--	B	<b>3SU1900-0AD81-0AH0</b>	100	10 units	41J
		Halt	--	B	<b>3SU1900-0AD81-0AK0</b>	100	10 units	41J
		Zu	--	B	<b>3SU1900-0AD81-0AL0</b>	100	10 units	41J
		Betrieb	--	B	<b>3SU1900-0AD81-0AP0</b>	100	10 units	41J
		Störung	--	B	<b>3SU1900-0AD81-0AQ0</b>	100	10 units	41J
		Hand Auto	--	B	<b>3SU1900-0AD81-0DB0</b>	100	10 units	41J
	Hand O Auto	--	B	<b>3SU1900-0AD81-0DD0</b>	100	10 units	41J	
<b>Inscription in English</b>								
	Silver/Black (label/lettering)	On	--	B	<b>3SU1900-0AD81-0DJ0</b>	100	10 units	41J
		Off	--	B	<b>3SU1900-0AD81-0DK0</b>	100	10 units	41J
		Stop	--	B	<b>3SU1900-0AD81-0DS0</b>	100	10 units	41J
		Start	--	B	<b>3SU1900-0AD81-0DT0</b>	100	10 units	41J
		Reset	--	B	<b>3SU1900-0AD81-0DU0</b>	100	10 units	41J
		Man O Auto	--	B	<b>3SU1900-0AD81-0DY0</b>	100	10 units	41J
		Fault	--	B	<b>3SU1900-0AD81-0EC0</b>	100	10 units	41J
	<b>With symbol</b>							
	Silver/Black (label/lettering)	O	5008 IEC	B	<b>3SU1900-0AD81-0QA0</b>	100	10 units	41J
		I	5007 IEC	B	<b>3SU1900-0AD81-0QB0</b>	100	10 units	41J
		O I	--	B	<b>3SU1900-0AD81-0QG0</b>	100	10 units	41J
		I O II	--	B	<b>3SU1900-0AD81-0QK0</b>	100	10 units	41J
		1 O 2	--	B	<b>3SU1900-0AD81-0QL0</b>	100	10 units	41J
		→ ARROW DIRECTION TO RIGHT	5022 IEC	B	<b>3SU1900-0AD81-0QR0</b>	100	10 units	41J
		↖ ARROW DIRECTION UP	--	B	<b>3SU1900-0AD81-0QS0</b>	100	10 units	41J
	<b>3SU1900-0AD81-0QG0</b>							

# SIRIUS ACT Pushbuttons and Indicator Lights

## Accessories

### Labels

#### Labeling plates

Color	Marking	Symbol No.	DT	Article No.	Price per PU	PU (UNIT, SET, M)	PS*	PG	
<b>Labeling plates 27 mm x 27 mm</b>									
<b>For self-inscription</b>									
	Black/White (label/lettering)	None	--	A	<b>3SU1900-0AE16-0AA0</b>		100	10 units 41J	
3SU1900-0AE16-0AA0									
	Silver/Black (label/lettering)		--	A	<b>3SU1900-0AE81-0AA0</b>		100	10 units 41J	
3SU1900-0AE81-0AA0									
<b>Inscription in German</b>									
	Black/White (label/lettering)	Ein	--	B	<b>3SU1900-0AE16-0AB0</b>		100	10 units 41J	
		Aus	--	B	<b>3SU1900-0AE16-0AC0</b>		100	10 units 41J	
		Auf	--	B	<b>3SU1900-0AE16-0AD0</b>		100	10 units 41J	
		Ab	--	B	<b>3SU1900-0AE16-0AE0</b>		100	10 units 41J	
		Vor	--	B	<b>3SU1900-0AE16-0AF0</b>		100	10 units 41J	
		Zurück	--	B	<b>3SU1900-0AE16-0AG0</b>		100	10 units 41J	
		Rechts	--	B	<b>3SU1900-0AE16-0AH0</b>		100	10 units 41J	
		Links	--	B	<b>3SU1900-0AE16-0AJ0</b>		100	10 units 41J	
		Halt	--	B	<b>3SU1900-0AE16-0AK0</b>		100	10 units 41J	
		Zu	--	B	<b>3SU1900-0AE16-0AL0</b>		100	10 units 41J	
		Betrieb	--	B	<b>3SU1900-0AE16-0AP0</b>		100	10 units 41J	
		Störung	--	B	<b>3SU1900-0AE16-0AQ0</b>		100	10 units 41J	
		Hand Auto	--	B	<b>3SU1900-0AE16-0DB0</b>		100	10 units 41J	
3SU1900-0AE16-0AD0									
<b>Inscription in English</b>									
	Black/White (label/lettering)	On	--	B	<b>3SU1900-0AE16-0DJ0</b>		100	10 units 41J	
		Off	--	B	<b>3SU1900-0AE16-0DK0</b>		100	10 units 41J	
		Up	--	B	<b>3SU1900-0AE16-0DL0</b>		100	10 units 41J	
		Down	--	B	<b>3SU1900-0AE16-0DM0</b>		100	10 units 41J	
		Forward	--	B	<b>3SU1900-0AE16-0DN0</b>		100	10 units 41J	
		Reverse	--	B	<b>3SU1900-0AE16-0DP0</b>		100	10 units 41J	
		Stop	--	B	<b>3SU1900-0AE16-0DS0</b>		100	10 units 41J	
		Start	--	B	<b>3SU1900-0AE16-0DT0</b>		100	10 units 41J	
		EMERGENCY STOP	--	B	<b>3SU1900-0AE16-0DA0</b>		100	10 units 41J	
		Stop Start	--	B	<b>3SU1900-0AE16-0DC0</b>		100	10 units 41J	
	3SU1900-0AE16-0DK0								
	<b>Inscription in French</b>								
		Black/White (label/lettering)	Marche	--	B	<b>3SU1900-0AE16-0GA0</b>		100	10 units 41J
		Arrêt	--	B	<b>3SU1900-0AE16-0GB0</b>		100	10 units 41J	
		Montée	--	B	<b>3SU1900-0AE16-0GC0</b>		100	10 units 41J	
		Descente	--	B	<b>3SU1900-0AE16-0GD0</b>		100	10 units 41J	
		En Service	--	B	<b>3SU1900-0AE16-0GM0</b>		100	10 units 41J	
		Défaut	--	B	<b>3SU1900-0AE16-0GN0</b>		100	10 units 41J	
		Sous tension	--	B	<b>3SU1900-0AE16-0GS0</b>		100	10 units 41J	
		Manu Auto	--	B	<b>3SU1900-0AE16-0GT0</b>		100	10 units 41J	
		Marche Arrêt	--	B	<b>3SU1900-0AE16-0GU0</b>		100	10 units 41J	
3SU1900-0AE16-0GB0									
<b>With symbol</b>									
	Black/White (label/lettering)	O I	--	B	<b>3SU1900-0AE16-0QG0</b>		100	10 units 41J	
		→ ARROW DIRECTION TO RIGHT	5022 IEC	B	<b>3SU1900-0AE16-0QR0</b>		100	10 units 41J	



## SIRIUS ACT Pushbuttons and Indicator Lights

### Accessories

### Labels

#### Labeling plates

#### Options

##### Customized inscriptions

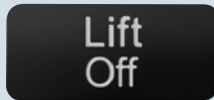
The labels can be inscribed with text and symbols not listed in the ordering data.

The following letter heights are used as standard for text inscriptions:


- Label size 12.5 mm × 27 mm: 3 lines with letter height 4 mm (1-line), 3.5 mm (2-line) or 2.5 mm (3-line)
- Label size 17.5 mm × 27 mm: 3 lines with letter height 4 mm (1- to 2-line) or 3 mm (3-line)
- Label size 27 mm × 27 mm: 5 lines with letter height 4 mm (1- to 5-line)

Up to 11 characters per line are possible. The typeface used is Arial. Other letter heights and typefaces are possible, but must be specified when ordering.

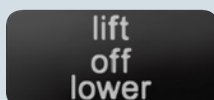
##### Examples for customized inscription



Two-line inscription in upper/lower case lettering (Q0Y)



Single-line inscription in upper case lettering (Q1Y)



Three-line inscription in lower case letters (Q2Y)



Symbol number 5011 according to IEC 60417 (Q3Y)



Any symbol according to order form supplement (Q9Y)

##### Ordering notes

Append the following order codes to the Article No.:

- Text line(s) in upper/lower case, upper case always for beginning of line (e.g. "Lift / Off"): **Q0Y**
- Text line(s) in upper case (e.g. "LIFT"): **Q1Y**
- Text line(s) in lower case (e.g. "lift / off / lower"): **Q2Y**
- Text line(s) in upper/lower case, all words begin with upper case letters (e.g. "On Off"): **Q5Y**
- Symbol with number according to ISO 7000 or IEC 60417: **Q3Y**
- Any inscription or symbol according to order form supplement: **Q9Y**

When ordering, specify the required inscription in plain text in addition to the article number and order code. In the case of special inscriptions with words in languages other than German, give the exact spelling and specify the language.

In the case of multi-line inscriptions, the text must be assigned to the respective line, e.g. "Z1 = Lift, Z2 = Lower".

For long words you can also specify the end-of-line division; see [ordering example 1](#)

Symbols can also be ordered with numbers according to ISO 7000 or IEC 60417; see [ordering examples 2 and 3](#)

For special symbols (order code Q9Y), a CAD drawing in BMP, GIF, JPEG, PDF, PNG or TIFF format must be submitted. For special inscriptions (order code Q9Y): document in DOC or XLS format.

The SIRIUS ACT Configurator must be used to select special inscriptions and symbols (order code Q9Y). In this case a "CIN" (Configuration Identification Number) is generated for placement of future orders. It is then possible to place an order directly using the CIN and the SIRIUS ACT Configurator (Mall shopping cart) or via the standard order channels.

Standard ordering channels:

- Configurator: [www.siemens.com/sirius-act/configurator](http://www.siemens.com/sirius-act/configurator)
- Electronic Catalog CA 01 on DVD
- Industry Mall: [www.siemens.com/industrymall](http://www.siemens.com/industrymall)

##### Ordering example 1

A label with 2 lines of text is required:

3SU1900-0AC16-0AZ0  
Q1Y  
Z1 = LIFT  
Z2 = LOWER

##### Ordering example 2

A label inscribed with symbol No. 5011 according to IEC 60417 is required:

3SU1900-0AC16-0AZ0  
Q3Y  
Z = 5011 IEC

##### Ordering example 3

A label inscribed with symbol No. 1118 according to ISO 7000 is required:

3SU1900-0AC16-0AZ0  
Q3Y  
Z = 1118 ISO

# SIRIUS ACT Pushbuttons and Indicator Lights

## Accessories

### Labels

#### Labeling plates for enclosures

#### Overview

The labeling plates in size 22 mm x 22 mm can be attached to enclosures with cutouts for labels. There are versions in black with white print or silver-colored with black print.

#### Inscription

The inscription is in upper/lower case, all words begin with upper case letters. Graphic symbols, including those not listed in the catalog, are according to ISO 7000 or IEC 60417.

For customized inscription, see "Options" on page 13/109.

#### Selection and ordering data

Color	Marking	Symbol No.	DT	Article No.	Price per PU	PU (UNIT, SET, M)	PS*	PG
-------	---------	------------	----	-------------	--------------	-------------------	-----	----

#### Labeling plates 22 mm x 22 mm

##### For self-inscription

Black/White (label/lettering)	None	--	A	<b>3SU1900-0AF16-0AA0</b>		100	10 units	41J
-------------------------------	------	----	---	---------------------------	--	-----	----------	-----



3SU1900-0AF16-0AA0

##### Inscription in German

Black/White (label/lettering)	Ein	--	B	<b>3SU1900-0AF16-0AB0</b>		1	10 units	41J
	Aus	--	B	<b>3SU1900-0AF16-0AC0</b>		1	10 units	41J
	Auf	--	B	<b>3SU1900-0AF16-0AD0</b>		1	10 units	41J
	Ab	--	B	<b>3SU1900-0AF16-0AE0</b>		1	10 units	41J
	Vor	--	B	<b>3SU1900-0AF16-0AF0</b>		1	10 units	41J
	Zurück	--	B	<b>3SU1900-0AF16-0AG0</b>		1	10 units	41J
	Rechts	--	B	<b>3SU1900-0AF16-0AH0</b>		1	10 units	41J
	Links	--	B	<b>3SU1900-0AF16-0AJ0</b>		1	10 units	41J
	Halt	--	B	<b>3SU1900-0AF16-0AK0</b>		1	10 units	41J
	Zu	--	B	<b>3SU1900-0AF16-0AL0</b>		1	10 units	41J
	Schnell	--	B	<b>3SU1900-0AF16-0AM0</b>		1	10 units	41J
	Langsam	--	B	<b>3SU1900-0AF16-0AN0</b>		1	10 units	41J
	Betrieb	--	B	<b>3SU1900-0AF16-0AP0</b>		1	10 units	41J
	Störung	--	B	<b>3SU1900-0AF16-0AQ0</b>		1	10 units	41J
	Einrichten	--	B	<b>3SU1900-0AF16-0AR0</b>		1	10 units	41J
	NOT-AUS	--	B	<b>3SU1900-0AF16-0AS0</b>		1	10 units	41J



3SU1900-0AF16-0AB0



3SU1900-0AF16-0AP0

##### Inscription in English

Black/White (label/lettering)	On	--	B	<b>3SU1900-0AF16-0DJ0</b>		1	10 units	41J
	Off	--	B	<b>3SU1900-0AF16-0DK0</b>		1	10 units	41J
	Up	--	B	<b>3SU1900-0AF16-0DL0</b>		1	10 units	41J
	Down	--	B	<b>3SU1900-0AF16-0DM0</b>		1	10 units	41J
	Forward	--	B	<b>3SU1900-0AF16-0DN0</b>		1	10 units	41J
	Right	--	B	<b>3SU1900-0AF16-0DQ0</b>		1	10 units	41J
	Left	--	B	<b>3SU1900-0AF16-0DR0</b>		1	10 units	41J
	Stop	--	B	<b>3SU1900-0AF16-0DS0</b>		1	10 units	41J
	Start	--	B	<b>3SU1900-0AF16-0DT0</b>		1	10 units	41J
	Reset	--	B	<b>3SU1900-0AF16-0DU0</b>		1	10 units	41J
	Test	--	B	<b>3SU1900-0AF16-0DV0</b>		1	10 units	41J
	Open	--	B	<b>3SU1900-0AF16-0DW0</b>		1	10 units	41J
	Close	--	B	<b>3SU1900-0AF16-0DX0</b>		1	10 units	41J
	Running	--	B	<b>3SU1900-0AF16-0EB0</b>		1	10 units	41J
	Fault	--	B	<b>3SU1900-0AF16-0EC0</b>		1	10 units	41J
	Fast	--	B	<b>3SU1900-0AF16-0EE0</b>		1	10 units	41J
	Slow	--	B	<b>3SU1900-0AF16-0EF0</b>		1	10 units	41J
	EMERGENCY STOP	--	B	<b>3SU1900-0AF16-0DA0</b>		1	10 units	41J



3SU1900-0AF16-0DM0



3SU1900-0AF16-0EC0

## SIRIUS ACT Pushbuttons and Indicator Lights

### Accessories


### Labels

#### Labeling plates for enclosures


Color	Marking	Symbol No.	DT	Article No.	Price per PU	PU (UNIT, SET, M)	PS*	PG
-------	---------	------------	----	-------------	--------------	-------------------	-----	----

#### Labeling plates 22 mm x 22 mm







##### Inscription in French

	Black/White (label/lettering)	Marche	--	B	<b>3SU1900-0AF16-0GA0</b>	1	10 units	41J
		Arrêt	--	B	<b>3SU1900-0AF16-0GB0</b>	1	10 units	41J
		Montée	--	B	<b>3SU1900-0AF16-0GC0</b>	1	10 units	41J
		Descente	--	B	<b>3SU1900-0AF16-0GD0</b>	1	10 units	41J
		Retour	--	B	<b>3SU1900-0AF16-0GF0</b>	1	10 units	41J
		Droite	--	B	<b>3SU1900-0AF16-0GG0</b>	1	10 units	41J
		Gauche	--	B	<b>3SU1900-0AF16-0GH0</b>	1	10 units	41J
		Ouvert	--	B	<b>3SU1900-0AF16-0GJ0</b>	1	10 units	41J
		Fermé	--	B	<b>3SU1900-0AF16-0GK0</b>	1	10 units	41J
		Rapide	--	B	<b>3SU1900-0AF16-0GL0</b>	1	10 units	41J
		En Service	--	B	<b>3SU1900-0AF16-0GM0</b>	1	10 units	41J
		Défaut	--	B	<b>3SU1900-0AF16-0GN0</b>	1	10 units	41J
		Sous tension	--	B	<b>3SU1900-0AF16-0GS0</b>	1	10 units	41J
		Manu Auto	--	B	<b>3SU1900-0AF16-0GT0</b>	1	10 units	41J
		Marche Arrêt	--	B	<b>3SU1900-0AF16-0GU0</b>	1	10 units	41J
		Rearmement	--	B	<b>3SU1900-0AF16-0GV0</b>	1	10 units	41J
		Lent	--	B	<b>3SU1900-0AF16-0GW0</b>	1	10 units	41J
	D'Urgent	--	B	<b>3SU1900-0AF16-0GX0</b>	1	10 units	41J	

##### With symbol (ON/OFF)

	Black/White (label/lettering)	O	5008 IEC	B	<b>3SU1900-0AF16-0QA0</b>	1	10 units	41J
		I	5007 IEC	B	<b>3SU1900-0AF16-0QB0</b>	1	10 units	41J
		II	--	B	<b>3SU1900-0AF16-0QC0</b>	1	10 units	41J
		III	--	B	<b>3SU1900-0AF16-0QD0</b>	1	10 units	41J
		O I	--	B	<b>3SU1900-0AF16-0QG0</b>	1	10 units	41J
		I O II	--	B	<b>3SU1900-0AF16-0QK0</b>	1	10 units	41J
		I O	--	B	<b>3SU1900-0AF16-0QP0</b>	1	10 units	41J
		(one below the other)						
		II O I	--	B	<b>3SU1900-0AF16-0QQ0</b>	1	10 units	41J
	(one below the other)							

##### With symbol (graphic)

	Black/White (label/lettering)	→	ARROW DIRECTION TO RIGHT	5022 IEC	B	<b>3SU1900-0AF16-0QR0</b>	1	10 units	41J
			PUMP	0134 ISO	B	<b>3SU1900-0AF16-0RD0</b>	1	10 units	41J
			FAN	--	B	<b>3SU1900-0AF16-0RV0</b>	1	10 units	41J
			COOLING	--	B	<b>3SU1900-0AF16-0RW0</b>	1	10 units	41J
			ILLUMINATION	--	B	<b>3SU1900-0AF16-0RX0</b>	1	10 units	41J
			MOTOR	--	B	<b>3SU1900-0AF16-0RY0</b>	1	10 units	41J

# SIRIUS ACT Pushbuttons and Indicator Lights

## Accessories

### Labels


#### Labeling plates for enclosures

Color	Marking	Symbol No.	DT	Article No.	Price per PU	PU (UNIT, SET, M)	PS*	PG
-------	---------	------------	----	-------------	--------------	-------------------	-----	----

#### Labeling plates 22 mm x 22 mm

##### For self-inscription

Silver/Black (label/lettering)	None	--	A	<b>3SU1900-0AF81-0AA0</b>		100	10 units	41J
--------------------------------	------	----	---	---------------------------	--	-----	----------	-----



3SU1900-0AF81-0AA0

##### Inscription in German

Silver/Black (label/lettering)	Ein	--	B	<b>3SU1900-0AF81-0AB0</b>	1	10 units	41J
	Aus	--	B	<b>3SU1900-0AF81-0AC0</b>	1	10 units	41J
	Auf	--	B	<b>3SU1900-0AF81-0AD0</b>	1	10 units	41J
	Ab	--	B	<b>3SU1900-0AF81-0AE0</b>	1	10 units	41J
	Vor	--	B	<b>3SU1900-0AF81-0AF0</b>	1	10 units	41J
	Zurück	--	B	<b>3SU1900-0AF81-0AG0</b>	1	10 units	41J
	Rechts	--	B	<b>3SU1900-0AF81-0AH0</b>	1	10 units	41J
	Links	--	B	<b>3SU1900-0AF81-0AJ0</b>	1	10 units	41J
	Halt	--	B	<b>3SU1900-0AF81-0AK0</b>	1	10 units	41J
	Zu	--	B	<b>3SU1900-0AF81-0AL0</b>	1	10 units	41J
	Schnell	--	B	<b>3SU1900-0AF81-0AM0</b>	1	10 units	41J
	Langsam	--	B	<b>3SU1900-0AF81-0AN0</b>	1	10 units	41J
	Betrieb	--	B	<b>3SU1900-0AF81-0AP0</b>	1	10 units	41J
	Störung	--	B	<b>3SU1900-0AF81-0AQ0</b>	1	10 units	41J
	Einrichten	--	B	<b>3SU1900-0AF81-0AR0</b>	1	10 units	41J
	NOT-AUS	--	B	<b>3SU1900-0AF81-0AS0</b>	1	10 units	41J
NOT-HALT	--	B	<b>3SU1900-0AF81-0AT0</b>	1	10 units	41J	
Hand O Auto	--	B	<b>3SU1900-0AF81-0DD0</b>	1	10 units	41J	



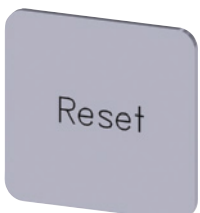
3SU1900-0AF81-0AB0



3SU1900-0AF81-0DD0

##### Inscription in English

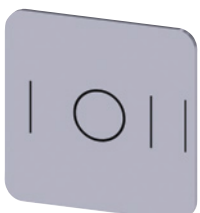
Silver/Black (label/lettering)	Stop	--	B	<b>3SU1900-0AF81-0DS0</b>	1	10 units	41J
	Start	--	B	<b>3SU1900-0AF81-0DT0</b>	1	10 units	41J
	Reset	--	B	<b>3SU1900-0AF81-0DU0</b>	1	10 units	41J
	Test	--	B	<b>3SU1900-0AF81-0DV0</b>	1	10 units	41J
	Open	--	B	<b>3SU1900-0AF81-0DW0</b>	1	10 units	41J



3SU1900-0AF81-0DU0

##### With symbol (ON/OFF)

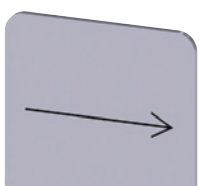
Silver/Black (label/lettering)	O	5008 IEC	B	<b>3SU1900-0AF81-0QA0</b>	1	10 units	41J
	I	5007 IEC	B	<b>3SU1900-0AF81-0QB0</b>	1	10 units	41J
	II	--	B	<b>3SU1900-0AF81-0QC0</b>	1	10 units	41J
	III	--	B	<b>3SU1900-0AF81-0QD0</b>	1	10 units	41J
	O I	--	B	<b>3SU1900-0AF81-0QG0</b>	1	10 units	41J
	I O II	--	B	<b>3SU1900-0AF81-0QK0</b>	1	10 units	41J
	I O	--	B	<b>3SU1900-0AF81-0QP0</b>	1	10 units	41J
	(one below the other) II O I	--	B	<b>3SU1900-0AF81-0QQ0</b>	1	10 units	41J
	(one below the other)						



3SU1900-0AF81-0K0

##### With symbol (graphic)

Silver/Black (label/lettering)	→	ARROW DIRECTION TO RIGHT	5022 IEC	B	<b>3SU1900-0AF81-0QR0</b>	1	10 units	41J
--------------------------------	---	--------------------------	----------	---	---------------------------	---	----------	-----



## SIRIUS ACT Pushbuttons and Indicator Lights

### Accessories

### Labels

#### Labeling plates for enclosures

### Options

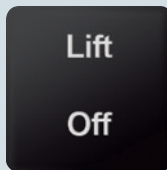
#### Customized inscriptions

The labels can be inscribed with texts and symbols not listed in the ordering data.

A letter height of 4 mm is used for text inscriptions (1 to 3 lines).

Up to 11 characters per line are possible. The typeface used is Arial. Other letter heights and typefaces are possible, but must be specified when ordering.

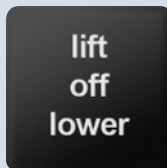
#### Examples for customized inscription



Two-line inscription in upper/lower case lettering (Q0Y)




Single-line inscription in upper case lettering (Q1Y)



3SB39 backing plate for enclosures, customized inscription (Q2Y)



Symbol number 5011 according to IEC 60417 (Q3Y)



Any symbol according to order form supplement (Q9Y)

#### Ordering notes

Append the following order codes to the Article No.:

- Text line(s) in upper/lower case, upper case always for beginning of line (e.g. "Lift / Off"): **Q0Y**
- Text line(s) in upper case (e.g. "LIFT"): **Q1Y**
- Text line(s) in lower case (e.g. "lift / off / lower"): **Q2Y**
- Text line(s) in upper/lower case, all words begin with upper case letters (e.g. "On Off"): **Q5Y**
- Symbol with number according to ISO 7000 or IEC 60417: **Q3Y**
- Any inscription or symbol according to order form supplement: **Q9Y**

When ordering, specify the required inscription in plain text in addition to the article number and order code. In the case of special inscriptions with words in languages other than German, give the exact spelling and specify the language.

In the case of multi-line inscriptions, the text must be assigned to the respective line, e.g. "Z1 = Lift, Z2 = Lower". For long words you can also specify the end-of-line division (see [ordering example 1](#)).

Symbols can also be ordered with numbers according to ISO 7000 or IEC 60417 (see [ordering examples 2 and 3](#)).

For special symbols (order code Q9Y), a CAD drawing in DXF format can be submitted.

The SIRIUS ACT Configurator must be used to select special inscriptions and symbols (order code Q9Y). In this case a "CIN" (Configuration Identification Number) is generated for placement of future orders. It is then possible to place an order directly using the CIN and the SIRIUS ACT Configurator (Mall shopping cart) or via the standard order channels.

Standard ordering channels:

- Configurator: [www.siemens.com/sirius-act/configurator](http://www.siemens.com/sirius-act/configurator)
- Electronic Catalog CA 01 on DVD
- Industry Mall: [www.siemens.com/industrymall](http://www.siemens.com/industrymall)

#### Ordering example 1

A label with 2 lines of text is required:

3SU1900-0AF16-0AZ0  
Q1Y  
Z1 = LIFT  
Z2 = LOWER

#### Ordering example 2

A label inscribed with symbol No. 5011 according to IEC 60417 is required:

3SU1900-0AF16-0AZ0  
Q3Y  
Z = 5011 IEC

#### Ordering example 3

A label inscribed with symbol No. 1118 according to ISO 7000 is required:

3SU1900-0AF16-0AZ0  
Q3Y  
Z = 1118 ISO

# SIRIUS ACT Pushbuttons and Indicator Lights

## Accessories

### Labels

#### Labels for laser printers

#### Overview

##### Label inscriptions



Using the *Label Designer* software, which can be downloaded from the Internet, and the labeling plates for laser inscription you can create your own customized labels with a standard laser printer. The self-adhesive or snap-on labels can be stuck or snapped onto the corresponding label holders. Round labels are provided for inserting in illuminated pushbuttons and switches.

The labels are suitable for inscription with one to three lines of text or symbols.

For applications with more exacting requirements we recommend factory-printed labeling plates and insert labels (laser-printed or engraved depending on the type).

For the *Label Designer* software see: [www.siemens.com/sirius-label-designer](http://www.siemens.com/sirius-label-designer)

#### Selection and ordering data

	Fastening method	Height mm	Width mm	DT	Article No.	Price per PU	PU (UNIT, SET, M)	PS*	PG
<b>Labels for printing - insert labels</b>									
	Insert	--	--	B	<b>3SU1900-0BH60-0AA0</b>		100	480 units	41J
3SU1900-0BH60-0AA0									
<b>Labels for printing - labeling plates</b>									
	Self-adhesive	12.5	27.5	A	<b>3SU1900-0BJ61-0AA0</b>		100	480 units	41J
		17.5	27	A	<b>3SU1900-0BK61-0AA0</b>		100	720 units	41J
		27	27	A	<b>3SU1900-0BL61-0AA0</b>		100	480 units	41J
		22	22	A	<b>3SU1900-0BM61-0AA0</b>		100	700 units	41J
3SU1900-0BJ61-0AA0									


## SIRIUS ACT Pushbuttons and Indicator Lights



### Accessories


### Labels



#### Other labels


#### Selection and ordering data

	Color	Fastening method	Outer diameter mm	Marking	DT	Article No.	Price per PU	PU (UNIT, SET, M)	PS*	PG
<b>EMERGENCY STOP backing plates</b>										
	Yellow/Black (label/lettering)	None	45	None	A	<b>3SU1900-0BA31-0AA0</b>		1	10 units	41J
			75	None	A	<b>3SU1900-0BB31-0AA0</b>		1	10 units	41J
				NOT-AUS	B	<b>3SU1900-0BB31-0AS0</b>		1	10 units	41J
				NOT-HALT	B	<b>3SU1900-0BB31-0AT0</b>		1	10 units	41J
3SU1900-0BB31-0AT0										

	Color	Fastening method	Outer diameter mm	Marking	DT	Article No.	Price per PU	PU (UNIT, SET, M)	PS*	PG
<b>EMERGENCY STOP backing plates</b>										
	Yellow/Black (label/lettering)	Self-adhesive	75	None	A	<b>3SU1900-0BC31-0AA0</b>		1	10 units	41J
				NOT-AUS	B	<b>3SU1900-0BC31-0AS0</b>		1	10 units	41J
				NOT-HALT	A	<b>3SU1900-0BC31-0AT0</b>		1	10 units	41J
				EMERGENCY STOP	A	<b>3SU1900-0BC31-0DA0</b>		1	10 units	41J
				Arrêt d'urgence	B	<b>3SU1900-0BC31-0GQ0</b>		1	10 units	41J
				EMERGENZA	B	<b>3SU1900-0BC31-0JA0</b>		1	10 units	41J
				NODSTOP	B	<b>3SU1900-0BC31-0LA0</b>		1	10 units	41J
				((EMERGENCY STOP in Chinese))	B	<b>3SU1900-0BC31-0MA0</b>		1	10 units	41J
				NOT-HALT, EMERGENCY STOP, EMERGENZA, EMERGENCIA (de, en, it, sp)	A	<b>3SU1900-0BC31-0NB0</b>		1	10 units	41J
3SU1900-0BC31-0AT0										
	3SU1900-0BC31-0NB0									

	Color	Fastening method	Outer diameter mm	Marking	DT	Article No.	Price per PU	PU (UNIT, SET, M)	PS*	PG
<b>Labeling plates for potentiometers</b>										
	Black/White (label/lettering)	None	40	--	A	<b>3SU1900-0BG16-0AA0</b>		1	10 units	41J
				SYMBOL: 0 ... 9	B	<b>3SU1900-0BG16-0RT0</b>		1	10 units	41J
				SYMBOL: Power up	B	<b>3SU1900-0BG16-0RU0</b>		1	10 units	41J
3SU1900-0BG16-0RU0										

	Color	Label fastening method	Height mm	Width mm	Marking	DT	Article No.	Price per PU	PU (UNIT, SET, M)	PS*	PG
<b>Labeling plates for enclosures with EMERGENCY STOP</b>											
	Yellow/Black (label/lettering)	Self-adhesive	38	150	None	A	<b>3SU1900-0BE31-0AA0</b>		1	10 units	41J
					NOT-AUS	B	<b>3SU1900-0BE31-0AS0</b>		1	10 units	41J
3SU1900-0BE31-0AS0											
<b>Labeling plates for enclosures with EMERGENCY STOP with recess</b>											
	Yellow/Black (label/lettering)	Self-adhesive	38	150	None	B	<b>3SU1900-0BF31-0AA0</b>		1	10 units	41J
3SU1900-0BF31-0AA0											

	Color	Label fastening method	Height mm	Width mm	Marking	DT	Article No.	Price per PU	PU (UNIT, SET, M)	PS*	PG
<b>Unit labeling plates</b>											
	White/Black (label/lettering)	Insert	9.5	10.5	None	B	<b>3SU1900-0AY61-0AA0</b>		100	10 units	41J

# SIRIUS ACT Pushbuttons and Indicator Lights








## Accessories

### Protection/access protection

#### Selection and ordering data

Product version	Material	Color	DT	Article No.	Price per PU	PU (UNIT, SET, M)	PS*	PG
-----------------	----------	-------	----	-------------	--------------	-------------------	-----	----



#### Protective caps

	<b>Sealable caps</b>	Plastic	Black	B	<b>3SU1900-0DA10-0AA0</b>		1	1 unit	41J
			Clear	B			<b>3SU1900-0DA70-0AA0</b>	1	1 unit
3SU1900-0DA10-0AA0									
	<b>Sealable caps for pushbuttons</b>	Plastic	Black	B	<b>3SU1900-0EL10-0AA0</b>		1	1 unit	41J
			Clear	B			<b>3SU1900-0EL70-0AA0</b>	1	1 unit
3SU1900-0EL70-0AA0									
	<b>Silicone protective caps for pushbuttons, flat</b>	Plastic	Clear	A	<b>3SU1900-0DB70-0AA0</b>		1	1 unit	41J
				A			<b>3SU1900-0ED70-0AA0</b>	1	1 unit
3SU1900-0DB70-0AA0									
	<b>Silicone-free protective caps for pushbuttons, raised</b>	Plastic	Clear	A	<b>3SU1900-0DC70-0AA0</b>		1	1 unit	41J
				A			<b>3SU1900-0EE70-0AA0</b>	1	1 unit
3SU1900-0DC70-0AA0									
	<b>Silicone protective caps for selectors, short</b>	Plastic	Clear	B	<b>3SU1900-0DD70-0AA0</b>		1	1 unit	41J
				B			<b>3SU1900-0EF70-0AA0</b>	1	1 unit
3SU1900-0DD70-0AA0									
	<b>Silicone protective caps for mushroom pushbuttons 40 mm</b>	Plastic	Clear	B	<b>3SU1900-0DE70-0AA0</b>		1	1 unit	41J
				B			<b>3SU1900-0EG70-0AA0</b>	1	1 unit
3SU1900-0DE70-0AA0									
	<b>Silicone-free protective caps for EMERGENCY STOP</b>	Plastic	Clear	B	<b>3SU1900-0DF70-0AA0</b>		1	1 unit	41J
				B			<b>3SU1900-0EH70-0AA0</b>	1	1 unit



## SIRIUS ACT Pushbuttons and Indicator Lights Accessories

### Protection/access protection

Product version	Material	Color	DT	Article No.	Price per PU	PU (UNIT, SET, M)	PS*	PG	
<b>Protective caps</b>									
	<b>Silicone protective caps for twin pushbuttons, flat</b>	Plastic	Clear	A	<b>3SU1900-0DG70-0AA0</b>		1	1 unit	41J
	<b>Silicone protective caps for twin pushbuttons, raised</b>	Plastic	Clear	B	<b>3SU1900-0DH70-0AA0</b>		1	1 unit	41J
	<b>Silicone-free protective caps for twin pushbuttons, raised</b>	Plastic	Clear	B	<b>3SU1900-0EK70-0AA0</b>		1	1 unit	41J
	<b>Dust caps for key-operated switches</b>	Plastic	Black	B	<b>3SU1900-0EB10-0AA0</b>		1	1 unit	41J
<b>Protective collars</b>									
	<b>Sun collars</b>	Plastic	Black	B	<b>3SU1900-0DJ10-0AA0</b>		1	1 unit	41J
	<b>360° protective collars for pushbuttons and selectors, short</b>	Plastic	Black	B	<b>3SU1900-0DW10-0AA0</b>		1	1 unit	41J



## SIRIUS ACT Pushbuttons and Indicator Lights Accessories

### Protection/access protection

Product version	Material	Color	DT	Article No.	Price per PU	PU (UNIT, SET, M)	PS*	PG
<b>Locking devices</b>								
	<b>Locking devices for pushbuttons</b> flat, for raised front ring and raised, castellated front ring	Metal	Silver	B	<b>3SU1950-0DM80-0AA0</b>		1	1 unit 41J
	<b>Locking devices for pushbuttons,</b> raised	Metal	Silver	B	<b>3SU1950-0DN80-0AA0</b>		1	1 unit 41J
	<b>Locking devices for mushroom pushbuttons D30, D40</b>	Metal	Silver	B	<b>3SU1950-0DP80-0AA0</b>		1	1 unit 41J
3SU1950-0DM80-0AA0								
	<b>Locking devices for selectors</b> short/long actuator, in the left position	Metal	Silver	B	<b>3SU1950-0DQ80-0AA0</b>		1	1 unit 41J
3SU1950-0DQ80-0AA0								
	<b>Locking devices for selectors</b> short/long actuator, in the center position	Metal	Silver	B	<b>3SU1950-0DR80-0AA0</b>		1	1 unit 41J
3SU1950-0DR80-0AA0								
	<b>Locking devices for selectors</b> short/long actuator, in the right position	Metal	Silver	B	<b>3SU1950-0DS80-0AA0</b>		1	1 unit 41J
3SU1950-0DS80-0AA0								
	<b>Locking devices for selectors</b> short/long actuator, window from center to right, blocked on left	Metal	Silver	B	<b>3SU1950-0DT80-0AA0</b>		1	1 unit 41J
3SU1950-0DT80-0AA0								
	<b>Locking devices for selectors</b> short/long actuator, window from center to left, blocked on right	Metal	Silver	B	<b>3SU1950-0DU80-0AA0</b>		1	1 unit 41J
3SU1950-0DU80-0AA0								
	<b>Covers for locking devices</b>	Metal	Silver	B	<b>3SU1950-0DV80-0AA0</b>		1	1 unit 41J

## SIRIUS ACT Pushbuttons and Indicator Lights Accessories

### Actuators

#### Selection and ordering data

Material	Color	DT	Article No.	Price per PU	PU (UNIT, SET, M)	PS*	PG
----------	-------	----	-------------	--------------	-------------------	-----	----

#### Sealing plugs<sup>1)</sup>



Plastic	Black	A	<b>3SU1900-0FA10-0AA0</b>		1	1 unit	41J
---------	-------	---	---------------------------	--	---	--------	-----

3SU1900-0FA10-0AA0



Metal, matte	Sand gray	A	<b>3SU1930-0FA80-0AA0</b>		1	1 unit	41J
Metal, shiny	Silver	A	<b>3SU1950-0FA80-0AA0</b>		1	1 unit	41J


3SU1950-0FA80-0AA0

<sup>1)</sup> The sealing plug is mounted with a holder.  
Modules might already be mounted on the holder.

Material	Color	DT	Article No.	Price per PU	PU (UNIT, SET, M)	PS*	PG
----------	-------	----	-------------	--------------	-------------------	-----	----

#### Buttons, flat

##### For pushbuttons



Plastic	Black	B	<b>3SU1900-0FT10-0AA0</b>		100	10 units	41J
	Red	B	<b>3SU1900-0FT20-0AA0</b>		100	10 units	41J
	Yellow	B	<b>3SU1900-0FT30-0AA0</b>		100	10 units	41J
	Green	A	<b>3SU1900-0FT40-0AA0</b>		100	10 units	41J
	Blue	B	<b>3SU1900-0FT50-0AA0</b>		100	10 units	41J
	White	B	<b>3SU1900-0FT60-0AA0</b>		100	10 units	41J

3SU1900-0FT20-0AA0

##### For illuminated pushbuttons



Plastic	Amber	B	<b>3SU1901-0FT00-0AA0</b>		100	10 units	41J
	Red	B	<b>3SU1901-0FT20-0AA0</b>		100	10 units	41J
	Yellow	B	<b>3SU1901-0FT30-0AA0</b>		100	10 units	41J
	Green	B	<b>3SU1901-0FT40-0AA0</b>		100	10 units	41J
	Blue	B	<b>3SU1901-0FT50-0AA0</b>		100	10 units	41J
	White	A	<b>3SU1901-0FT60-0AA0</b>		100	10 units	41J
	Clear	A	<b>3SU1901-0FT70-0AA0</b>		100	10 units	41J

3SU1901-0FT30-0AA0

#### Buttons, raised

##### For pushbuttons



Plastic	Black	B	<b>3SU1900-0FS10-0AA0</b>		1	10 units	41J
	Red	B	<b>3SU1900-0FS20-0AA0</b>		1	10 units	41J
	Yellow	B	<b>3SU1900-0FS30-0AA0</b>		1	10 units	41J
	Green	B	<b>3SU1900-0FS40-0AA0</b>		1	10 units	41J

3SU1900-0FS30-0AA0








##### For illuminated pushbuttons



Plastic	Red	B	<b>3SU1901-0FS20-0AA0</b>		1	10 units	41J
	Yellow	B	<b>3SU1901-0FS30-0AA0</b>		1	10 units	41J
	Green	B	<b>3SU1901-0FS40-0AA0</b>		1	10 units	41J
	Blue	B	<b>3SU1901-0FS50-0AA0</b>		1	10 units	41J
	Clear	B	<b>3SU1901-0FS70-0AA0</b>		1	10 units	41J

## SIRIUS ACT Pushbuttons and Indicator Lights Accessories

### Actuators

	Material	Key number	RFID coding version	Color	DT	Article No.	Price per PU	PU (UNIT, SET, M)	PS*	PG
<b>Ronis keys</b>										
	Metal	SB30 455	--	Silver	A	<b>3SSU1950-0FB80-0AA0</b>		1	1 unit	41J
						<b>3SSU1950-0FC80-0AA0</b>		1	1 unit	41J
<b>BKS keys</b>										
	Metal	S1	--	Silver	B	<b>3SSU1950-0FD80-0AA0</b>		1	1 unit	41J
<b>OMR keys</b>										
	Metal	73038 73037 73034 73033	--	Blue Red Black Yellow	B B B B	<b>3SSU1950-0FJ50-0AA0</b>		1	1 unit	41J
						<b>3SSU1950-0FK20-0AA0</b>		1	1 unit	41J
						<b>3SSU1950-0FL10-0AA0</b>		1	1 unit	41J
						<b>3SSU1950-0FM30-0AA0</b>		1	1 unit	41J
<b>CES keys</b>										
	Metal	LSG1 SSG10 VL5	--	Silver	B A B	<b>3SSU1950-0FN80-0AA0</b>		1	1 unit	41J
						<b>3SSU1950-0FP80-0AA0</b>		1	1 unit	41J
						<b>3SSU1950-0FQ80-0AA0</b>		1	1 unit	41J
<b>IKON keys</b>										
	Metal	360012K1	--	Silver	B	<b>3SSU1950-0FR80-0AA0</b>		1	1 unit	41J
<b>ID keys ID group individual</b>										
	Plastic	--	Individually coded, programmable several times	White	X	<b>3SSU1900-0FU60-0AA0</b>		1	1 unit	41J
<b>ID keys</b>										
	Plastic	--	ID group 1	Green	X	<b>3SSU1900-0FV40-0AA0</b>		1	1 unit	41J
			ID group 2	Yellow	X	<b>3SSU1900-0FW30-0AA0</b>		1	1 unit	41J
			ID group 3	Red	X	<b>3SSU1900-0FX20-0AA0</b>		1	1 unit	41J
			ID group 4	Blue	X	<b>3SSU1900-0FY50-0AA0</b>		1	1 unit	41J

## SIRIUS ACT Pushbuttons and Indicator Lights Accessories

### Enclosures

#### Selection and ordering data

Product version	Material	Color	DT	Article No.	Price per PU	PU (UNIT, SET, M)	PS*	PG
-----------------	----------	-------	----	-------------	--------------	-------------------	-----	----

#### Cable glands



**Metric M20 cable glands**  
for enclosures

Plastic Black A

**3SU1900-0HG10-0AA0**

1 1 unit 41J

**Metric M25 cable glands**  
for enclosures

B

**3SU1900-0HH10-0AA0**

1 1 unit 41J

3SU1900-0HG10-0AA0

#### For explosion protection (ATEX)

Ex category II 2D Ex tb IIIC  
T120 °C Db



**Metric M20 cable glands**  
for enclosures

Plastic Black B

**3SU1900-0HG10-0AA1**

1 1 unit 41J

**Metric M25 cable glands**  
for enclosures

B

**3SU1900-0HH10-0AA1**

1 1 unit 41J

3SU1900-0HG10-0AA1

#### Connection pieces

#### For plastic enclosures

**M20/M20 connection pieces**  
for connecting 2 enclosures

Plastic Black B

**3SU1900-0HJ10-0AA0**

1 1 unit 41J

**M20/M25 connection pieces**  
for connecting 2 enclosures

B

**3SU1900-0HK10-0AA0**

1 1 unit 41J

**M25/M25 connection pieces**  
for connecting 2 enclosures

B

**3SU1900-0HL10-0AA0**

1 1 unit 41J

3SU1900-0HJ10-0AA0

#### For metal enclosures

**M20/M20 connection pieces**  
for connecting 2 enclosures

Metal Silver B

**3SU1950-0HJ10-0AA0**

1 1 unit 41J

**M20/M25 connection pieces**  
for connecting 2 enclosures

B

**3SU1950-0HK10-0AA0**

1 1 unit 41J

**M25/M25 connection pieces**  
for connecting 2 enclosures

B


**3SU1950-0HL10-0AA0**

1 1 unit 41J

3SU1950-0HJ10-0AA0

## SIRIUS ACT Pushbuttons and Indicator Lights Accessories

### Enclosures

Product version	Material	Color	DT	Insulation piercing method		PU (UNIT, SET, M)	PS*	PG
				Article No.	Price per PU			

#### Adapters for AS-i shaped cables



Insulation piercing method M20 M25	Plastic	Black	B	<b>3SU1900-0HX10-0AA0</b>		1	1 unit	41J
			B	<b>3SU1900-0HY10-0AA0</b>		1	1 unit	41J

3SU1900-0HX10-0AA0

#### Adapters for AS-i tab connection

##### For plastic enclosures

M12 sockets, 4-pole M20 M25	Plastic	Black	B	<b>3SU1930-0HA10-0AA0</b>		1	1 unit	41J
			B	<b>3SU1930-0HB10-0AA0</b>		1	1 unit	41J
			B	<b>3SU1930-0HC10-0AA0</b>		1	1 unit	41J
M12 connectors, 4-pole M20 M25			B	<b>3SU1930-0HD10-0AA0</b>		1	1 unit	41J
			B	<b>3SU1930-0HE10-0AA0</b>		1	1 unit	41J
			B	<b>3SU1930-0HF10-0AA0</b>		1	1 unit	41J
M12 sockets, 5-pole M20 M25	Plastic	Black	B	<b>3SU1930-0HP10-0AA0</b>		1	1 unit	41J
			B	<b>3SU1930-0HQ10-0AA0</b>		1	1 unit	41J
			B	<b>3SU1930-0HR10-0AA0</b>		1	1 unit	41J
M12 connectors, 5-pole M20 M25			B	<b>3SU1930-0HS10-0AA0</b>		1	1 unit	41J
			B	<b>3SU1930-0HT10-0AA0</b>		1	1 unit	41J
			B	<b>3SU1930-0HU10-0AA0</b>		1	1 unit	41J
M12 sockets, 8-pole M20 M25	Plastic	Black	B	<b>3SU1930-0HV10-0AA0</b>		1	1 unit	41J
			B	<b>3SU1930-0HW10-0AA0</b>		1	1 unit	41J
			B	<b>3SU1930-0HX10-0AA0</b>		1	1 unit	41J

3SU1930-0HS10-0AA0

##### For metal enclosures

M12 sockets, 4-pole M20 M25	Metal	Black	B	<b>3SU1950-0HA10-0AA0</b>		1	1 unit	41J
			B	<b>3SU1950-0HB10-0AA0</b>		1	1 unit	41J
			B	<b>3SU1950-0HC10-0AA0</b>		1	1 unit	41J
M12 connectors, 4-pole M20 M25			B	<b>3SU1950-0HD10-0AA0</b>		1	1 unit	41J
			B	<b>3SU1950-0HE10-0AA0</b>		1	1 unit	41J
			B	<b>3SU1950-0HF10-0AA0</b>		1	1 unit	41J
M12 sockets, 5-pole M20 M25	Metal	Black	B	<b>3SU1950-0HP10-0AA0</b>		1	1 unit	41J
			B	<b>3SU1950-0HQ10-0AA0</b>		1	1 unit	41J
			B	<b>3SU1950-0HR10-0AA0</b>		1	1 unit	41J
M12 connectors, 5-pole M20 M25			B	<b>3SU1950-0HS10-0AA0</b>		1	1 unit	41J
			B	<b>3SU1950-0HT10-0AA0</b>		1	1 unit	41J
			B	<b>3SU1950-0HU10-0AA0</b>		1	1 unit	41J
M12 sockets, 8-pole M20 M25	Metal	Black	B	<b>3SU1950-0HV10-0AA0</b>		1	1 unit	41J
			B	<b>3SU1950-0HW10-0AA0</b>		1	1 unit	41J
			B	<b>3SU1950-0HX10-0AA0</b>		1	1 unit	41J

3SU1950-0HA10-0AA0

#### Enclosure cover monitoring



<b>Enclosure cover monitoring</b> (module with extension plunger)	Plastic	Black	B	<b>3SU1900-0HM10-0AA0</b>		1	1 unit	41J
--	---------	-------	---	---------------------------	--	---	--------	-----

3SU1900-0HM10-0AA0

# SIRIUS ACT Pushbuttons and Indicator Lights

## Accessories

### Miscellaneous accessories

#### Selection and ordering data

Product version	Material	Color	DT	Article No.	Price per PU	PU (UNIT, SET, M)	PS*	PG
-----------------	----------	-------	----	-------------	--------------	-------------------	-----	----

#### Accessories

	<b>PCB carriers</b>	Plastic	Black	A	<b>3SU1900-0KA10-0AA0</b>		1	10 units	41J
--	---------------------	---------	-------	---	---------------------------	--	---	----------	-----


3SU1900-0KA10-0AA0

	<b>Pressure plates for selectors and locks</b>	Plastic	White	A	<b>3SU1900-0KC10-0AA0</b>		1	10 units	41J
---	--	---------	-------	---	---------------------------	--	---	----------	-----


3SU1900-0KC10-0AA0

	<b>Connection kits, standard slave</b>	Plastic	Black	B	<b>3SU1900-0KD10-0AA0</b>		1	1 unit	41J
	<b>ASi-F-slave</b>	Plastic	Black	B	<b>3SU1900-0KE10-0AA0</b>		1	1 unit	41J


	<b>Drilling template for 30 x 40 grid, horizontal</b>	Plastic	Black	B	<b>3SU1900-0KF10-0AA0</b>		1	1 unit	41J
--	---	---------	-------	---	---------------------------	--	---	--------	-----



3SU1900-0KF10-0AA0


	<b>Extension plungers</b> For compensation of the distance between the pushbutton and the unlatching button of an overload relay	Plastic	Black	A	<b>3SU1900-0KG10-0AA0</b>		1	1 unit	41J
--	---	---------	-------	---	---------------------------	--	---	--------	-----

3SU1900-0KG10-0AA0


	<b>Adapters for actuators and indicators with front ring for flat mounting</b>	Metal	Silver	A	<b>3SU1950-0KJ80-0AA0</b>		1	1 unit	41J
--	--	-------	--------	---	---------------------------	--	---	--------	-----

	<b>Adapters for mounting hole 30.5 mm</b> For mounting 22.5 mm pushbuttons and indicator lights	Metal	Silver	A	<b>3SU1950-0KB10-0AA0</b>		1	1 unit	41J
--	--	-------	--------	---	---------------------------	--	---	--------	-----

3SU1950-0KJ80-0AA0

	<b>Grounding studs</b>	Metal	Silver	B	<b>3SU1950-0KK80-0AA0</b>		100	50 units	41J
--	------------------------	-------	--------	---	---------------------------	--	-----	----------	-----

3SU1950-0KK80-0AA0

	<b>Connectors for sensor switches</b>	Metal	Black	B	<b>3SU1900-0KL10-0AA0</b>		100	50 units	41J
--	---------------------------------------	-------	-------	---	---------------------------	--	-----	----------	-----





16/2	<b>Siemens Industry Training</b>
16/3	<b>Ordering notes</b>
16/6	<b>Standards and approvals</b>
16/13	<b>Quality management</b>
	<b>Online services</b>
16/14	Information and ordering in the Internet and on DVD
16/15	Information and Download Center, Social media, Mobile media
16/16	<b>Subject index</b>
16/17	<b>Article number index</b>
16/19	<b>Conditions of sale and delivery</b>

## Appendix

### Siemens Industry Training

#### Faster and more applicable know-how: Hands-on training from the manufacturer

Siemens Industry Training provides you with comprehensive support in solving your tasks.

Training by the market leader in the industry enables you to make independent decisions with confidence. Especially where the optimum and efficient use of products and plants are concerned. You can eliminate deficiencies in existing plants, and exclude expensive faulty planning right from the beginning.



First-class know-how directly pays for itself: In shorter startup times, high-quality end products, faster troubleshooting and reduced downtimes. In other words, increased profits and lower costs.

#### Achieve more with Siemens Industry Training

- Shorter times for startup, maintenance and servicing
- Optimized production operations
- Reliable configuration and startup
- Minimization of plant downtimes
- Flexible plant adaptation to market requirements
- Compliance with quality standards in production
- Increased employee satisfaction and motivation
- Shorter familiarization times following changes in technology and staff

#### Contact

Visit our site on the Internet at:

[www.siemens.com/sitrain](http://www.siemens.com/sitrain)

or let us advise you personally.

#### Siemens Industry Training Customer Support Germany:

Phone: +49 911 895-7575

Fax: +49 911 895-7576

E-Mail: [info@sitrain.com](mailto:info@sitrain.com)

#### Highlights Siemens Industry Training

##### Top trainers

Our trainers are skilled teachers with direct practical experience. Course developers have close contact with product development, and directly pass on their knowledge to the trainers.

##### Practical experience

The practical experience of our trainers enables them to teach theory effectively. But since theory can be pretty drab, we attach great importance to practical exercises which can comprise up to half of of the course time. You can therefore immediately implement your new knowledge in practice. We train you on state-of-the-art methodically/didactically designed training equipment. This training approach will give you all the confidence you need.

##### Wide variety

With a total of about 300 local attendance courses, we train the complete range of Siemens Industry products as well as interaction of the products in systems.

##### Tailor-made training

We are only a short distance away. You can find us at more than 50 locations in Germany, and in 62 countries worldwide. You wish to have individual training instead of one of our 300 courses? Our solution: We will provide a program tailored exactly to your personal requirements. Training can be carried out in our Training Centers or at your company.

##### The right mixture: Blended learning

"Blended learning" is a combination of various training media and sequences. For example, a local attendance course in a Training Center can be optimally supplemented by a teach-yourself program as preparation or follow-up. Additional effect: Reduced traveling costs and periods of absence.



## Things you should know about Catalog News IC 10 N

Catalog News IC 10 N contains all selection and order-relevant data.

### Delivery time class (DT)

▶ Preferred type	Preferred types are available immediately from stock, i.e. are dispatched within 24 hours.
A 1 or 2 working days	Normal quantities of the products are usually delivered within the specified time following receipt of your order at our branch.
B 3 to 5 working days	
C 6 to 15 working days	
D 16 to 30 working days	In exceptional cases, the actual delivery time may differ from that specified.
X On request	

The delivery times apply up to the ramp at Siemens AG (products ready for dispatch). The transport times depend on the destination and type of shipping. The standard transport time for Germany is 1 day.

The delivery times specified here represent the situation in October 2013. They are continuously optimized. For more up-to-the-minute information, please visit our site at [www.siemens.com/sirius/mall](http://www.siemens.com/sirius/mall).

### Price units (PU)

The price unit defines the number of units, sets or meters to which the specified price applies.

### Packaging sizes (PS)

The packaging size defines the number, e.g. of units, sets or meters, for outer packaging.  
Only the quantity defined by the packaging size or a multiple thereof can be ordered.

For multi-unit packing and reusable packaging, see [Catalog IC 10, page 16/12](#).

### Price groups (PG)

Each product is assigned to a price group.

### Example

#### 3SU1100-0AB30-1FA0

DT: 3 or 5 working days  
PG: 41J  
Order quantity 1 unit or a multiple thereof

#### 3SU1400-1AA10-1BA0

DT: Preferred type  
PG: 41J  
Order quantity 1 unit or a multiple thereof

#### 3SU1900-0AB71-0AB0

DT: 3 or 5 working days  
PG: 41J  
Order quantity 10 units or a multiple thereof

DT	Article No.	Price per PU	PU (UNIT, SET, M)	PS*	PG
B	<b>3SU1100-0AB30-1FA0</b>		1	1 unit	41J
▶	<b>3SU1400-1AA10-1BA0</b>		1	1 unit	41J
B	<b>3SU1900-0AB71-0AB0</b>		100	10 units	41J

### Dimensions

All dimensions in mm.

## Appendix

### Ordering notes

#### Symbols

In Catalog News IC 10 N you will find the symbols and their explanations listed alongside.

They are used in conjunction with an orange background to mark and highlight special selection criteria.

#### Connections

Insulation piercing method



Spring-type terminals



Socket terminals



Screw terminals



Push-in terminals



## Logistics

### General

With regard to delivery service, communications and environmental protection, our logistics service ensures "quality from the moment of ordering right through to delivery". By designing our infrastructure according to customer requirements and implementing electronic order processing, we have successfully optimized our logistics processes.

Our delivery processes are designed such that, as a rule, a confirmed deadline is not generally exceeded. In fact, wherever possible, we aim to deliver up to 3 working days ahead of schedule to optimize the overall delivery situation (e.g. in anticipation of holidays and peak order periods).

We are proud of our personal consulting service, on-time deliveries and 1-day transport within Germany.

**To achieve this, we supply the preferred types marked with ► ex warehouse.**

We regard the DIN ISO 9001 certification and consistent quality checks as an integral part of our services.

Electronic order processing is fast, cost-efficient and error-free. Please contact us if you want to benefit from these advantages.

### Packaging, packing units

The packaging in which our equipment is dispatched provides protection against dust and mechanical damage during transport, thus ensuring that you receive our products in a perfect state.

We select our packaging for maximum environmental compatibility and reusability (e.g. crumpled paper for protection during transport in packages up to 32 kg) and, in particular, with a view to reducing waste.

With our multi-unit packaging and reusable packaging, we offer you specific types of packaging that are both kind to the environment and tailored to your requirements:

#### Your advantages at a glance:

- Lower order costs
- Cost savings through uniform-type packaging and Low/no disposal costs
- Reduced time and cost thanks to short unpacking times
- "Just-in-time" delivery directly to the production line helps reduce stock: cost savings through reduction of storage area. Cost savings through reduction of storage area
- Fast assembly thanks to supply in sets
- Standard Euro boxes – corresponding to the Euro pallet modular system – suitable for most conveyor systems
- Active contribution to environmental protection

Unless stated otherwise in the "Selection and ordering data" of this catalog, our products are supplied individually packed.

For small parts/accessories, we offer you economical packaging units as standard packs containing more than one item, e.g. 5, 10, 50 or 100 units. It is essential that whole number multiples of these quantities be ordered to ensure satisfactory quality of the products and problem-free order processing.

The products are delivered in a neutral carton. The label includes warning notices, the CE mark and product description information in English and German.

In addition to the Article No. (MLFB) and the packed number of items in the packaging, the Instr. Article No. is also specified for the operating instructions. It can be obtained from your local Siemens representative (you will find a list of your local Siemens contacts at [www.siemens.com/automation/partner](http://www.siemens.com/automation/partner)).

The device Article No. of most devices can also be acquired through the EAN barcode to simplify ordering and storage logistics.

The related master data are available from your local Siemens representative.

## Appendix

### Standards and approvals

#### Approvals, test certificates, characteristic curves

An overview of the certificates available for Industrial Control products along with more technical documentation can be consulted daily on the Internet at:

[www.siemens.com/sirius/approvals](http://www.siemens.com/sirius/approvals)

Title	Date
<b>Certificates General Product Approval, Manufacturer declaration, Manufacturer Manufacturers Declaration, 3141</b> for products: 3RR24 more>>	2012-12-03 ID: 68584361
<b>Certificates General Product Approval, Manufacturer declaration, Manufacturer Manufacturers Declaration, 3142</b> for products: 3RR24 more>>	2012-12-03 ID: 68584371
<b>Certificates Test Certificates, Special Test Certificate, Manufacturer Test Certificate, 2988</b> for products: 3RV2 more>>	2012-11-30 ID: 44011423
<b>Certificates General Product Approval, UL, UL Certificate of Compliance, 20120928-E148698</b> for products: 8VD53424364 more>>	2012-11-30 ID: 9733478
<b>Certificates General Product Approval, CCC, CGC 2009010305329583</b> for products: 3RK31 more>>	2012-11-28 ID: 41428771
<b>Certificates Declaration of Conformity, Manufacturer Low Voltage, EMC-Directive, 2492</b> for products: 3RS10, 3RS11, 3RS20, 3RS21 more>>	2012-11-28 ID: 8022127
<b>Certificates Declaration of Conformity, Manufacturer 2851</b> for products: 3RV108, 3RV138, 3RV19 more>>	2012-11-28 ID: 28043676
<b>Certificates Declaration of Conformity, Manufacturer 2852</b> for products: 3RV107, 3RV137, 3RV19 more>>	2012-11-28 ID: 28044029
<b>Certificates Declaration of Conformity, EC-Declaration of Conformity,</b>	2012-11-28

Product support: Approvals/certificates

Title	Date
<b>Characteristics Tripping Characteristics, A5E02587349A [983 KB]</b> R-characteristic 0.7 - 1.00 A for products: 3RA211-0J*15 more>>	2012-04-23 ID: 38738044
<b>Characteristics Tripping Characteristics, NEP56009700200DS02 [934 KB], english</b> Overload tripping class 20E 0.1 - 0.4 A for products: 3RA8120-0AB30; 3RA8120-0AE30; 3RA8120-0AP30; more>>	2008-05-06 ID: 25215949
<b>Characteristics Tripping Characteristics, NEP_560096502000DS02 [938 KB], english</b> Overload tripping Sirius class 10E 0.1 - 0.4 A for products: 3RA8120-0AB30; 3RA8120-0AE30; 3RA8120-0AP30; more>>	2008-05-06 ID: 25218113
<b>Characteristics Tripping Characteristics, NEP5600971000DS01 [933 KB], english</b> Overload tripping class 20E 0.32 - 1.25 A for products: 3RA8120-0BB30; 3RA8120-0BE30; 3RA8120-0BP30; more>>	2008-05-06 ID: 25215960
<b>Characteristics Tripping Characteristics, NEP560096802000DS02 [930 KB], english</b> Overload tripping Sirius class 10E 0.32 - 1.25 A for products: 3RA8120-0BB30; 3RA8120-0BE30; 3RA8120-0BP30; more>>	2008-05-06 ID: 25218175
<b>Characteristics Tripping Characteristics, NEP560096702000DS02 [881 KB], english</b> Overload tripping Sirius class 10E 1 - 4 A for products: 3RA8120-0CB30; 3RA8120-0CE30; 3RA8120-0CP30; more>>	2008-05-06 ID: 25218176
<b>Characteristics Tripping Characteristics, NEP5600972000DS01 [963 KB], english</b> Overload tripping class 20E 1 - 4 A for products: 3RA8120-0CB30; 3RA8120-0CE30; 3RA8120-0CP30; more>>	2008-09-17 ID: 25217289
<b>Characteristics Tripping Characteristics, NEP5600973000DS01 [877 KB], english</b>	2008-05-06

Product support: Characteristics

#### Safety characteristics

In the following standards, the so-called B10 values for calculating the safety integrity or safety integrity level (SIL) in functional safety at a high or continuous demand rate are required also for electromechanical switchgear:

- IEC 62061 "Safety of machines – Functional safety of safety-related electrical, electronic and programmable electronic control systems",
- ISO 13849-1 "Safety of machines – Safety-related components of controls – Part 1: General principles".

Failure rates of electromechanical components are required for calculating the safety integrity or safety integrity level (SIL) in functional safety:

- in the manufacturing industry at a high demand rate
- in the process industry at a low demand rate

Further requirements are laid down in IEC 61511-1 "Functional safety – Safety instrumented systems for the process industry sector – Part 1: Framework, definitions, system, hardware and software requirements".

The German versions of the above standards are:

- EN 62061 (VDE 0113-50), 2005 + AMD 1:2013, which since 31.12.2005 has been harmonized as EN 62061 under the Machinery Directive
- EN ISO 13849-1:2008
- EN 61511-1 (VDE 810-1)

The TÜV-tested Safety Evaluation Tool assists in calculating the safety function as verification for the machine documentation.

It is available on the Internet at

[www.siemens.com/safety-evaluation-tool](http://www.siemens.com/safety-evaluation-tool).

At [www.siemens.com/safety-integrated](http://www.siemens.com/safety-integrated) you will also find examples of functions with calculations according to the current standards.

#### Definitions

$\lambda(t) dt$  is the probability that a unit which has not failed by a certain time  $t$  will fail in the following interval ( $t; t + dt$ ).

Failure rates have the dimension 1/time unit, e.g. 1/h.

Failure rates for components are often specified in FIT (failures in time unit): 1 FIT equals  $10^{-9}/h$ .

From the failure rate it is possible to derive a (mathematical) distribution function of the failure probability:

$F(t) = 1 - \exp(-\lambda t)$ , with  $\lambda$  as constant failure rate

- The mean value of this exponential distribution is also referred to as:

- Mean Time To Failure (MTTF) in the case of irreparable components; 63.2 % of components fail by the MTTF.
- Mean Operating Time Between Failures (MTBF) in the case of repairable components.

- $MTTF = 1/\lambda$   
(MTTF is a statistical mean value but no guarantee for endurance)

Electromechanical components are often irreparable components. In general, the failure rate of monitored units changes with age.

## Standards and approvals

The B10 value for devices subject to wear is expressed in number of operating cycles:

- it is the number of operating cycles after which 10 % of the test specimens fail in the course of an endurance test (or: the number of operating cycles after which 10 % of the devices have failed).

For low demand rates (mainly in the process industry), the failure rate and not the B10 value is used to determine the failure probability.

#### Standard B10 values at a high demand rate

With the help of the B10 value and a simplified formula (see section 6.7.8.2.1 of EN 62061), the user can then calculate the total failure rate of an electromechanical component:

$$\lambda = 0.1 \times C/B10$$

with C = operating cycles per hour. C is specified by the user.

The failure rate is made up of safe ( $\lambda_S$ ) and dangerous ( $\lambda_D$ ) failures:

$$\lambda = \lambda_S + \lambda_D$$

or

$$\lambda_D = [\text{share of dangerous failures in \%}] \times \lambda$$

$$\lambda_S = [\text{share of safe failures in \%}] \times \lambda$$

The failure rate of the dangerous failures  $\lambda_D$  of the components used is needed for further calculations.

Listed in the following table are the standard B10 values and the share of dangerous failures for SIRIUS product groups at a high demand rate.

#### Standard B10 values (at a high demand rate)

SIRIUS ACT product group (electromechanical components)	Standard B10 value <sup>1)</sup> (operating cycles)	Share of dangerous failures
3SU1 EMERGENCY-STOP mushroom pushbuttons (with positive-opening contacts)	100 000	20 %
3SU1 pushbuttons (non-latching, with positive-opening contacts)	10 000 000	20 %

<sup>1)</sup> Only applies under the conditions specified in the technical specifications.

The B10<sub>d</sub> value used in EN ISO 13849-1:2008 is determined as follows:

$$B10_d = \frac{B10}{\text{Share of dangerous failures}}$$

#### Calculation example

A protective door is monitored by a position switch with a separate actuator.

The protective door is opened 4 times an hour.

The overall failure rate of the position switch is:

$$\lambda = 0.1 \cdot C/B10 \text{ [failures/h]}$$

$$\lambda = 0.1 \cdot 4/1000000 = 4 \cdot 10^{-7} \text{ [failures/h]}$$

The dangerous failure rate is calculated with:

$$\lambda_D = 20 \% \text{ of } \lambda = 0.2 \cdot 4 \cdot 10^{-7} \text{ [failures/h]}$$

$$\lambda_D = 8 \cdot 10^{-8} \text{ [failures/h]}$$

#### Standard failure rates (at a low demand rate)

On the basis of the failure rates, it is possible to calculate the average probability of failure on demand (PFD<sub>avg</sub>) of a PLT protective device.

A so-called low demand rate is assumed, meaning the rate of demand on the safety-related system amounts to no more than once a year and is not greater than double the frequency of the repeat test.

A repeat test once a year is recommended for electromechanical components in order to reveal passive faults.

For special applications it is possible, in agreement with the inspecting institution (e.g. a technical inspectorate, government agency or the like) to extend the test intervals by using suitable solutions (e.g. a multi-channel version etc.).

Listed in the following table are the standard failure rates and the share of dangerous failures for SIRIUS product groups at a low demand rate.

#### Standard failure rates at a low demand rate

SIRIUS ACT product group (electromechanical components)	Standard failure rates (in FIT) <sup>1)</sup>	Share of dangerous failures
3SU1 EMERGENCY-STOP mushroom pushbuttons (with positive-opening contacts)	100	20 %
3SU1 pushbuttons (non-latching, with positive-opening contacts)	100	20 %

<sup>1)</sup> The failure rates specified in the table were limited to 100 FIT.

## Appendix

### Standards and approvals

#### Standards

IEC	EN	Title
60947-1 60947-2 60947-3	60947-1 60947-2 60947-3	Low-voltage switchgear and controlgear: General rules • Circuit-breakers • Switches, disconnectors, switch-disconnectors and fuse-combination units
60947-4-1 60947-4-2 60947-4-3	60947-4-1 60947-4-2 60947-4-3	• Contactors and motor starters - Electromechanical contactors and motor starters • Contactors and motor-starters - AC semiconductor motor controllers and starter • Contactors and motor-starters - AC semiconductor controllers and contactors for non-motor loads
60947-5-1 60947-5-2 60947-5-3	60947-5-1 60947-5-2 60947-5-3	• Control circuit devices and switching elements - Electromechanical control circuit devices • Control circuit devices and switching elements - Proximity switches • Control circuit devices and switching elements - Requirements for proximity devices with defined behaviour under fault conditions (PDDb)
60947-5-5 60947-5-6 60947-5-7 60947-5-8 60947-5-9	60947-5-5 60947-5-6 60947-5-7 60947-5-8 60947-5-9	• Control circuit devices and switching elements - Electrical emergency stop device with mechanical latching function • Control circuit devices and switching elements - DC interface for proximity sensors and switching amplifiers (NAMUR) • Control circuit devices and switching elements - Requirements for proximity devices with analogue output • Control circuit devices and switching elements - Three-position enabling switches • Control circuit devices and switching elements - Flow rate switches
60947-6-1 60947-6-2	60947-6-1 60947-6-2	• Multiple function equipment - Transfer switching equipment • Multiple function equipment - Control and protective switching devices (or equipment) (CPS)
60947-7-1 60947-7-2 60947-7-3 60947-7-4	60947-7-1 60947-7-2 60947-7-3 --	• Ancillary equipment - Terminal blocks for copper conductors • Ancillary equipment - Protective conductor terminal blocks for copper conductors • Ancillary equipment - Safety requirements for fuse terminal blocks • Ancillary equipment - PCB terminal blocks for copper conductors
60947-8	60947-8	• Control units for built-in thermal protection (PTC) for rotating electrical machines
62026-2	50295	• Actuator sensor interface (AS-i)
60269-1 60269-4	60269-1 60269-4	Low-voltage fuses: General requirements Low-voltage fuses: Supplementary requirements for fuse-links for the protection of semiconductor devices
60050-441	--	International Electrotechnical Vocabulary. Switchgear, controlgear and fuses
61439-1 61439-2 61439-3	61439-1 61439-2 61439-3	Low-voltage switchgear and controlgear assemblies: General rules Low-voltage switchgear and controlgear assemblies: Power switchgear and controlgear assemblies Low-voltage switchgear and controlgear assemblies: Distribution boards intended to be operated by ordinary persons (DBO)
61439-4	61439-4	Low-voltage switchgear and controlgear assemblies: Particular requirements for assemblies for construction sites (ACS)
61439-5 61439-6 --	61439-5 61439-6 50274	Low-voltage switchgear and controlgear assemblies: Assemblies for power distribution in public networks Low-voltage switchgear assemblies - Part 6: Busbar trunking systems (busways) Low-voltage switchgear and controlgear assemblies - Protection against electric shock - Protection against unintentional direct contact with hazardous live parts
61140	61140	Protection against electric shock - Common aspects for installation and equipment
60664-1	60664-1	Insulation coordination for electrical equipment in low-voltage systems: Principles, requirements and tests
60204-1 --	60204-1 50178	Safety of machinery – Electrical equipment of machines: General requirements Electronic equipment for use in power installations
60079-14 60079-2	60079-14 60079-2	Electrical apparatus for explosive gas atmospheres: Electrical installations in hazardous areas (other than mines) Electrical apparatus for explosive gas atmospheres: Pressurized Enclosures "p"
61810-1 61812-1	61810-1 61812-1	Electromechanical elementary relays: General requirements Time relays for industrial and residential use: Requirements and tests
60999-1	60999-1	Connecting devices - Electrical copper conductors - Safety requirements for screw-type and screwless-type clamping units: General requirements and particular requirements for clamping units for conductors from 0,2 mm <sup>2</sup> up to 35 mm <sup>2</sup> (included)
60999-2	60999-2	Connecting devices - Electrical copper conductors - Safety requirements for screw-type and screwless-type clamping units: Particular requirements for clamping units for conductors above 35 mm <sup>2</sup> up to 300 mm <sup>2</sup> (included)
61000-4-1	61000-4-1	Electromagnetic compatibility (EMC): Testing and measuring techniques - Overview of IEC 61000-4 series
61000-6-2 61000-6-3	61000-6-2 61000-6-3	Electromagnetic compatibility (EMC); Generic standards - Immunity for industrial environments Electromagnetic compatibility (EMC): Generic standards - Emission standard for residential, commercial and light-industrial environments
61000-6-4	61000-6-4	Electromagnetic compatibility (EMC): Generic standards - Emission standard for industrial environments
61869-1	61869-1	Instrument transformers: General requirements
61869-2	61869-2	Instrument transformers: Additional requirements for current transformers



## Standards and approvals

UL	CSA C22.2	ASME	JIS	Title
508	--	--	--	Industrial control equipment
60947-1	No. 60947-1	--	--	Low-voltage switchgear and controlgear - Part 1: General rules
60947-4-1A	No. 60947-4-1	--	--	Low-voltage switchgear and controlgear - Part 4-1: Contactor and motor starters - Electromechanical contactors and motor starters
60947-4-2	No. 60947-4-2	--	--	Low-voltage switchgear and controlgear - Part 4-2: Contactors and motor-starters - AC semiconductor motor controllers and starters
60947-5-1	No. 60947-5-1	--	--	Low-voltage switchgear and controlgear - Part 5-1: Control circuit devices and switching elements - Electromechanical control circuit devices
489	No. 5	--	--	Molded case circuit breakers, molded case switches, and circuit breaker enclosures
1012	--	--	--	Power units other than CLASS 2
1059	--	--	--	Terminal blocks
486A-486B	--	--	--	Wire connectors
486E	--	--	--	Equipment wiring terminals for use with aluminum and/or copper conductors
50	--	--	--	Enclosures for electrical equipment. Non-environmental considerations
50E	--	--	--	Enclosures for electrical equipment - Environmental considerations
--	No. 14	--	--	Industrial control equipment
--	No. 107-1	--	--	General use power supplies
--	--	A17.5 / B 44.1	--	Elevator and escalator electrical equipment
--	--	--	C 8201-4-1	Low-voltage switchgear and controlgear; Contactors and motor-starters

## Approval requirements valid in different countries

Siemens low-voltage switchgear and controlgear are designed, manufactured and tested according to the relevant German standards (DIN and VDE), IEC publications and European standards (EN) as well as CSA and UL standards. The standards assigned to the single devices are stated in the relevant parts of this catalog.

As far as is economically viable, the requirements of the various standards valid in other countries are also taken into account in the design of the equipment.












In some countries an approval is required for certain low-voltage switchgear and controlgear components, (see table below). Depending on the market requirements, these components have been submitted for approval to the authorized testing institutes.

In some cases, CSA for Canada and UL for the USA only approve special switchgear versions. Such special versions are listed separately from the standard versions in the individual parts of this catalog.

For this equipment, partial limitations of the maximum permissible voltages, currents and ratings can be imposed, or special approval and, in some cases, special identification is required.

For use on board ship, the specifications of the marine classification societies must be observed (see table below). In some cases, they require type tests of the components to be approved.

## Testing bodies, approval identification and approval requirements

Country	Canada <sup>1)</sup>	USA <sup>1)</sup>	China	Russia / Belarus / Kazakhstan
<b>Government-appointed or private, officially recognized testing bodies</b>	CSA UL (USA)	UL	CQC	Official national regulation / TR
<b>Mark of conformity</b>	 c  c  c  US c  US	  c  US c  US		
<b>Approval requirement</b>	+	+	+	+
<b>Remarks</b>	UL and CSA are authorized to grant approval certificates in accordance with Canadian and North American regulations. Please note: These approvals are not recognized in many cases and must be covered by additional approvals issued by the national testing agency.		CCC	Customs union

For more information about the approval marks, see page 16/12.

<sup>1)</sup> For guide numbers and file numbers for approvals, please visit [www.siemens.com/automation/support](http://www.siemens.com/automation/support) and select "Product Support".

## Marine classification societies

Country	Germany	United Kingdom	France	Norway	CIS	Italy	Poland	USA
<b>Name</b>	Germanischer Lloyd	Lloyds Register of Shipping	Bureau Veritas	Det Norske Veritas	Russian Maritime Register of Shipping	Registro Italiano Navale	Polski Rejestr Statków	American Bureau of Shipping
<b>Codes</b>	GL <sup>1)</sup>	LRS	BV	DNV <sup>1)</sup>	RMRS	RINA	PRS	ABS

<sup>1)</sup> DNV and GL have merged and call themselves the DNV/GL Group.


## Appendix

### Standards and approvals

#### CE marking

Manufacturers of products which fall within the subject area to which EC directives apply must identify their products, operating instructions or packaging with a CE mark of conformity.

By attaching the CE marking, the manufacturer confirms that the product conforms to the relevant basic requirements of all directives applicable to the product. The mark of conformity is a mandatory requirement for putting products into circulation throughout the EC.

All the products in this catalog are in conformance with the relevant specific EC directives and bear the CE mark of conformity .

- Low-voltage directive
- EMC directive
- Machinery directive
- Ex protection directive

#### ALPHA/LOVAG

Siemens AG sits in the ALPHA committee of "ALPHA im VDE".

The responsibility of manufacturers and the high quality of products are promoted by "ALPHA im VDE" by means of supportive procedural guidelines for testing equipment according to the currently valid standards.

Providing specific conditions are fulfilled, "ALPHA im VDE" can also issue officially recognized product certificates if required. As a member of LOVAG, "ALPHA im VDE" is also working towards obtaining international recognition for declarations of conformity and certificates.

LOVAG (Low-Voltage Agreement Group) is a body comprising international specialists from certification bodies and industry who are working together to create a standardized European certificate.

#### List of LOVAG members

SGS BELGIUM NV	Belgium
Division SGS CEBEC	
ALPHA in VDE	Germany
ASEFA	France
ACAE	Italy
IMQ S.p.A	
Intertek Semko AB	Sweden
APPLUSS + CTC	Spain



#### Accident prevention

Test certificates and approvals from IFA (institute for occupational safety and health of the German social accident insurance), SUVA (Swiss institute for accident prevention), BG ETEM (German trade association for energy, textiles, electrical goods and media products) and VDE are available for some devices in safety control systems. For details, [see the respective product descriptions](#).

### Ex protection certificates for SIRIUS controls

Motor protection devices that protect a motor installed in a potentially explosive atmosphere against overloading must comply with certain special requirements. These requirements are laid down in the following standards:

- EN 60079-0
- EN 60079-1
- EN 60079-7
- EN 60079-14
- EN 60079-17
- EN 60947-1
- EN 60947-4-1
- EN 60947-5-1
- EN 60947-8

#### Certification

July 1, 2003 saw the dawning of a new era in the field of explosion protection. Since this date, only those devices and protection systems that have been certified for operation in potentially explosive atmospheres according to directive 94/9/EC can be brought into circulation within the European Union.

Only those motor protection devices that have been constructed according to the above-mentioned standards and which have a declaration of conformity from the manufacturer based on a prototype test certificate may be brought into circulation within the member states of the EC.

The quality management system of the manufacturer is also subjected to certain requirements and a "QM certificate" must be obtained for the manufacturer from a recognized authority.

#### Certification of the QM system

A certificate of approval for quality assurance production has been issued by DEKRA EXAM GmbH<sup>1)</sup> with the number BVS 11 ATEX ZQS/E111 of DEKRA EXAM GmbH<sup>1)</sup> according to Directive 94/9/EC.

This certificate is valid for equipment groups I and II and categories M2 and 2: Safety and control devices for electrical equipment.

#### Certificates

For the 3RV, 3RU, 3RB, 3UF, 3RN and 3RW motor protection devices, the corresponding declarations of conformity and prototype test certificates for Category 2D, 2G, and in some cases M2, are available and can be supplied on request.

Declarations of conformity and prototype test certificates are available at [www.siemens.com/sirius/support](http://www.siemens.com/sirius/support) for viewing and downloading.

You can find more information about industrial controls for applications in explosion-protected areas at [www.siemens.com/sirius/atex](http://www.siemens.com/sirius/atex).



Selection box



Description of certificate with view and download option

#### Identifying markings

All equipment must be marked in according to the ATEX guideline. The ATEX identification code contains the equipment group, the approved environment, the number of the certification authority and other technical data that was determined from the type test.

<sup>1)</sup> DEKRA EXAM GmbH

The certification authority of the "DEKRA EXAM GmbH" numbered as authority number 0158 according to Article 9 of Directive 94/9/EC of the European Parliament and Council dated March 23, 1994, certifies that Siemens Amberg and Cham maintains a quality system for production that satisfies Appendix IV of this Directive.

### Certificate of the AS-International Association for AS-Interface products

AS-Interface products are tested and certified by the AS-International Association. The products have been tested in an accredited test laboratory according to testing guidelines.

## Appendix

### Standards and approvals

#### Special standards for the USA and Canada

In the USA and Canada, for machine tools and processing machines in particular, supply lines are laid using rubber insulated cable enclosed in heavy-duty steel piping similar to that used for gas or water pipe systems.







The tubing system must be completely watertight and electrically conductive (especially sleeving and elbows). Since the tubing system can also be grounded, the cable entries of enclosed units equipped with heavy-gauge or metric threads must be fitted with metal adapters between these threads and the tube thread. The necessary adapters are specified for the switchgear as accessories; they should be ordered separately unless otherwise specified.





Low-voltage switchgear and controlgear for auxiliary circuits (e.g. contactor relays, commanding and signaling devices and auxiliary switches/auxiliary contacts in general) are generally only approved by CSA and UL for "**Heavy Duty**" or "**Standard Duty**" and are identified either with these specifications in addition to the maximum permissible voltage or by using an abbreviation.

The abbreviations are harmonized with IEC 60947-5-1 Appendix 1 Table A.1 and correspond to the stated utilization categories.

For various switching devices detailed in the catalog, a note has been included to the effect that, above a certain voltage, the auxiliary switches/auxiliary contacts can only be used if they have the same polarity. This means that the input terminals can only be connected to the same pole of the actuating voltage, e.g. "600 V AC above 300 V AC same polarity".

#### Different features of UL approvals (for USA and Canada)

Recognized Component	Listed Product
Devices are identified on the rating plate using the "UL recognition mark": USA:   Canada:  	Devices are identified using the "UL listing mark" on the rating plate e.g. USA:  LISTED XXX      Canada:  LISTED XXX IND. CONT. EQ.      IND. CONT. EQ. (XXX stands for: UL Code Classification Number)
Devices are approved as modules for "factory wiring", i.e.: as devices for installation in control systems, which are selected, installed, wired and tested entirely by trained personnel in factories, workshops or elsewhere, <b>according to the operating conditions</b> .	Devices are approved for "field wiring", i.e.: <ul style="list-style-type: none"> <li>As devices for installation in control systems, which are completely wired by trained personnel in factories, workshops or elsewhere.</li> <li>As single devices for sale in retail outlets in the USA/Canada.</li> </ul>

If devices are  or  approved as "listed products", they are also approved as  or  "recognized components".

For more information about UL and CSA, [see page 16/9](#).

#### Special standards for Russia, Australia and China

##### EAC approval for Russia/Belarus/Kazakhstan



EAC mark (new)



GOST mark (old)

Since 15.02.2013 Russia, Kazakhstan and Belarus have been united in the EAC customs union. An EAC approval as replacement for the GOST mark is required for all products that are to be sold in Russia.

All devices delivered to the customs union must have these customs certifications.

The provisional transition period in which the GOST mark will remain valid ends on 15.03.2015.

##### C-Tick licensing for Australia



RCM mark (new)



C-Tick mark (old)

The RCM mark is required for marketing Siemens components in Australia. Electronic devices must provide proof of EMC clearance in Australia, similar to the CE mark of conformity laid down by the EMC directive applicable in the EC and bear the "C-Tick" mark. These requirements have been in force since October 1st, 1999.

The RCM mark was introduced on 01.03.2013. The transition period in which the old C-Tick mark will remain valid is three years.

**Quality management**

The quality management system of our "Control Products" Business Unit of the "Digital Factory" Division complies with the international standard EN ISO 9001.

The products and systems described in this catalog are developed, manufactured and sold under application of a certified quality management system according to ISO 9001. The certificates are recognized in all IQ Net countries.

**Certificates**

For information about available certifications of the quality management system for Industrial Controls products, please visit website address:

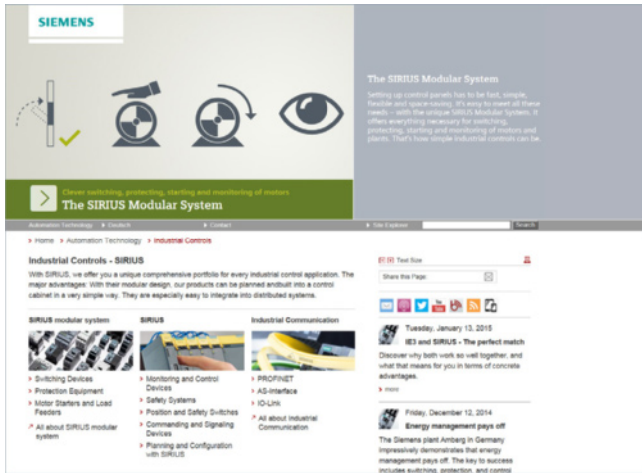
[www.siemens.com/system-certificates/cp](http://www.siemens.com/system-certificates/cp)

System	Certifier	Stand	Location	Language			
Quality Management	ISO 9001	ISO 9001	Amburg	DE, EN, CZ			
			Oran				
			Erlangen				
			Boson				
			Fuchs				
			Hannover				
			Kallsruhe				
			Stuttgart				
			Sulzbach				
			Subtilgen	EN			
			Cabreiva	EN, PT			
			Quedlinburg	EN, ES			
Quality Management	ISO 9001	ISO 9001	Huorngen	EN			
			Kalau	EN			
			Kalau	EN			
			Mannich	EN			
			Sao Paulo	EN			
			Sulzbach	DE, EN, CN			
			Sarta	EN, CN			
			West Chicago	EN			
			Zustemmer	EN			
			Environment Management	ISO 14001	ISO 14001	Amburg	DE, EN, CZ
						Oran	
						Erlangen	
Boson							
Fuchs							
Hannover							
Kallsruhe							
Sulzbach							
Subtilgen	EN						
Cabreiva	EN, PT						
Quedlinburg	EN, ES						
Environment Management	ISO 14001	ISO 14001				Kalau	EN
			Kallsruhe	DE, EN, FR			
			Karst	EN			
			Sao Paulo	EN			
			Mannich	EN			
			Sulzbach	EN, CN			
			West Chicago	EN			
			Health and Safety	OHSAS 18001	OHSAS 18001	Amburg	DE, EN, CZ
						Oran	
						Erlangen	
						Boson	
						Fuchs	
Hannover							
Kallsruhe							
Sulzbach							
Subtilgen	EN						
Cabreiva	EN, PT						
Dalton	EN						

## Appendix Online Services

### Information and ordering in the Internet and on DVD

#### Industrial controls



We regard product support as just as important as the products and systems themselves.

Visit our site on the Internet for a comprehensive range of material on SIRIUS Industrial Controls, such as

- Overview of the entire product portfolio
- Always up to date with newsletters, podcasts, blogs and twitter
- Access to interesting videos on the YouTube channel
- Access to contact persons in more than 190 countries
- Operating instructions and manuals for direct download

and much, much more – all conveniently and easily accessible at:

[www.siemens.com/sirius](http://www.siemens.com/sirius)

#### Product Selection Using the Interactive Catalog CA 01 of Industry



Detailed information together with convenient interactive functions:

The interactive catalog CA 01 covers more than 80 000 products and thus provides a full summary of the Siemens Industry Automation and Drive Technologies product base.

Here you will find everything that you need to solve tasks in the fields of automation, switchgear, installation and drives. All information is linked into a user interface which is easy to work with and intuitive.

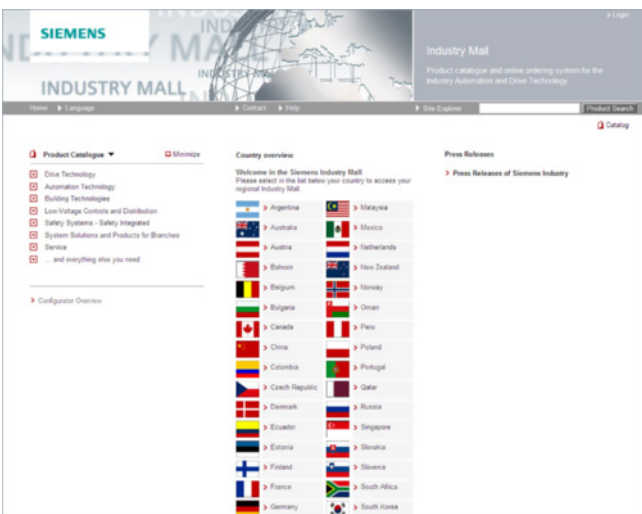
After selecting the product of your choice you can order at the press of a button, by fax or by online link.

Information on the interactive catalog CA 01 can be found in the Internet under

[www.siemens.com/automation/ca01](http://www.siemens.com/automation/ca01)

or on DVD.

#### Easy Shopping with the Industry Mall



The Industry Mall is the electronic ordering platform of Siemens AG on the Internet. Here you have online access to a huge range of products presented in an informative and attractive way.

Data transfer via EDIFACT allows the whole procedure from selection through ordering to tracking and tracing of the order to be carried out. Availability checks, customer-specific discounts and preparation of quotes are also possible.

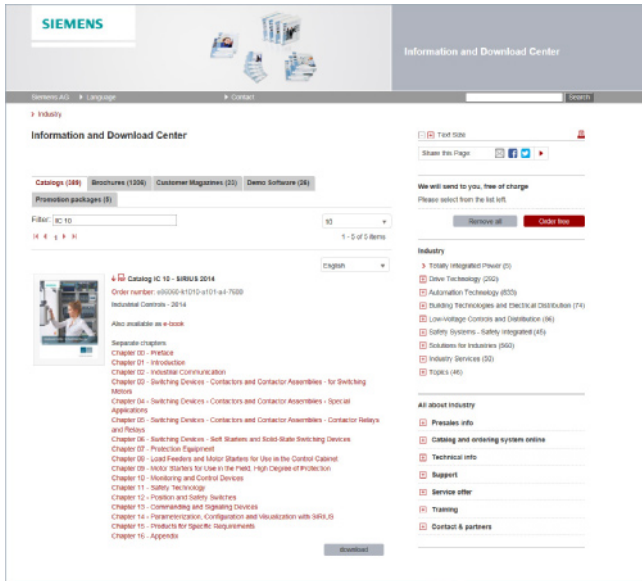
Numerous additional functions are available to support you.

For example, powerful search functions make it easy to select the required products. Configurators enable you to configure complex product and system components quickly and easily. CAx data types are also provided here.

Please visit the Industry Mall on the Internet under:

[www.siemens.com/industrymall](http://www.siemens.com/industrymall)

#### Downloading Catalogs



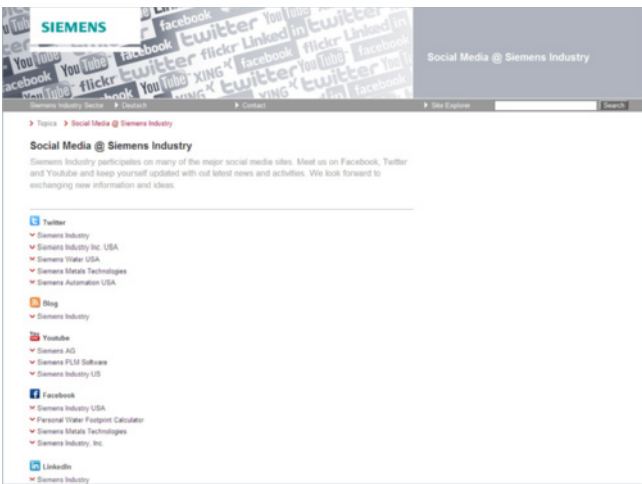
In addition to numerous other useful documents, you can also find the catalogs listed on the back inside cover of this catalog in the Information and Download Center. Without having to register, you can download these catalogs in PDF format or increasingly as digital page-turning e-books.

The filter dialog box above the first catalog displayed makes it possible to carry out targeted searches. If you enter "MD 3" for example, you will find both the MD 30.1 and MD 31.1 catalogs. If you enter "ST 70" both the ST 70 catalog and the associated news or add-ons are displayed.

Visit us on the web at:

[www.siemens.com/industry/infocenter](http://www.siemens.com/industry/infocenter)

#### Social Media



Connect with Siemens through social media: visit our social networking sites for a wealth of useful information, demos on products and services, the opportunity to provide feedback, to exchange information and ideas with customers and other Siemens employees, and much, much more. Stay in the know and follow us on the ever-expanding global network of social media.

Connect with Siemens Industry at our central access point:

[www.siemens.com/industry/socialmedia](http://www.siemens.com/industry/socialmedia)

Or via our product pages at:

[www.siemens.com/automation](http://www.siemens.com/automation)

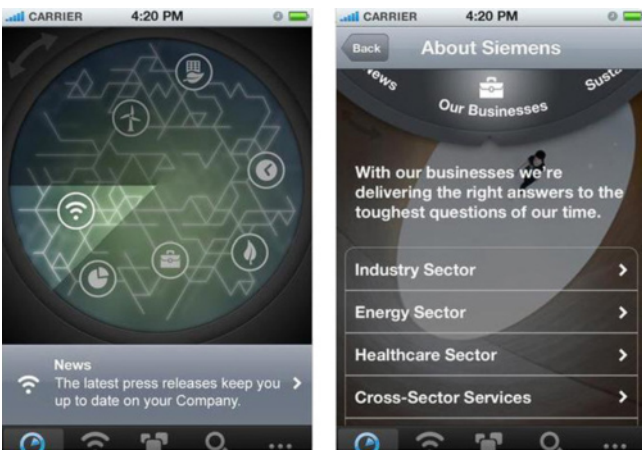
or

[www.siemens.com/drives](http://www.siemens.com/drives)

To find out more about Siemens' current social media activities visit us at:

[www.siemens.com/socialmedia](http://www.siemens.com/socialmedia)

#### Mobile Media



Discover the world of Siemens.

We are also constantly expanding our offering of cross-platform apps for smartphones and tablets. You will find the current Siemens apps at the app store (iOS) or at Google Play (Android).

The Siemens app, for example, tells you all about the history, latest developments and future plans of the company – with informative pictures, fascinating reports and the most recent press releases.

# Appendix

## Subject index

### A

- Accessories
- Actuators ..... 13/116
  - Enclosures ..... 13/118
  - Insert labels ..... 13/95
  - Label holders for labeling plates ..... 13/98
  - Labeling plates ..... 13/99
  - Labeling plates for enclosures ..... 13/106
  - Labels for laser printers ..... 13/110
  - Miscellaneous accessories ..... 13/120
  - Other labels ..... 13/111
  - Protection/access protection ..... 13/112

#### Actuating and signaling elements

- Coordinate switches ..... 13/34, 13/70
- EMERGENCY STOP mushroom pushbuttons .. 13/27, 13/46, 13/64
- ID key-operated switches ..... 13/33, 13/52
- Indicator lights ..... 13/53, 13/70, 13/73
- Key-operated switches ..... 13/31, 13/50, 13/68, 13/73
- Mushroom pushbuttons .. 13/26, 13/45, 13/63
- Pushbuttons ..... 13/23, 13/42, 13/60, 13/71
- Selector switches .. 13/29, 13/48, 13/66, 13/72
- Twin pushbuttons ..... 13/25, 13/44, 13/62

#### Actuators and indicators

- Laser inscriptions ..... 13/75
- Special locks ..... 13/74

### C

#### Compact units

- Indicator lights ..... 13/58
- Pushbuttons with extended stroke ..... 13/22, 13/59
- Sensor switches ..... 13/22

#### Complete units

- Coordinate switches ..... 13/20
- EMERGENCY STOP mushroom pushbuttons .. 13/18, 13/37, 13/56
- Indicator lights ..... 13/21, 13/40
- Key-operated switches ... 13/19, 13/39, 13/57
- Mushroom pushbuttons .. 13/18, 13/37, 13/56
- Pushbuttons ..... 13/16, 13/35, 13/54
- Pushbuttons with extended stroke ..... 13/41
- Selector switches ..... 13/19, 13/38, 13/57

#### Coordinate switches

- 22 mm, metal, shiny ..... 13/70
- 22 mm, plastic, black ..... 13/20, 13/34

### E

#### EMERGENCY STOP mushroom pushbuttons

- 22 mm, metal, shiny ..... 13/56, 13/64
- 22 mm, plastic with metal front ring, matte ..... 13/37, 13/46
- 22 mm, plastic, black ..... 13/18, 13/27

#### Enclosures ..... 13/84

- For pushbuttons and indicator lights ..... 13/3, 13/8
- Modules for enclosures ..... 13/91
- Pushbuttons and indicator lights in the enclosure for AS-Interface ..... 13/89
- Two-hand operation consoles ..... 13/94

### H

#### Holders

- with module ..... 13/77
- without module ..... 13/76

### I

#### ID key-operated switches

- 22 mm, plastic with metal front ring, matte ..... 13/52
- 22 mm, plastic, black ..... 13/33

#### Indicator lights

- 22 mm, metal, shiny ..... 13/58, 13/70
- 22 mm, plastic with metal front ring, matte ..... 13/40, 13/53
- 22 mm, plastic, black ..... 13/21
- 30 mm, metal, matte ..... 13/73

### K

#### Key-operated switches

- 22 mm, metal, shiny ..... 13/57, 13/68
- 22 mm, plastic with metal front ring, matte ..... 13/39, 13/50
- 22 mm, plastic, black ..... 13/31
- 30 mm, metal, matte ..... 13/73

### M

#### Modules for Actuators and Indicators

- AS-Interface modules ..... 13/82
- Contact modules ..... 13/78
- Electronic modules for ID key-operated switches ..... 13/83
- LED modules ..... 13/80

#### Mushroom pushbuttons

- 22 mm, metal, shiny ..... 13/56, 13/63
- 22 mm, plastic with metal front ring, matte ..... 13/37, 13/45
- 22 mm, plastic, black ..... 13/18, 13/26

### P

#### Pushbuttons ..... 13/16

- 22 mm, metal, shiny ..... 13/54, 13/60
- 22 mm, plastic with metal front ring, matte ..... 13/35, ..... 13/42
- 22 mm, plastic, black ..... 13/16, 13/23
- 30 mm, metal, matte ..... 13/71

#### Pushbuttons with extended stroke

- 22 mm, metal, shiny ..... 13/59
- 22 mm, plastic with metal front ring, matte ..... 13/41
- 22 mm, plastic, black ..... 13/22
- Accessories ..... 13/22

### S

#### Selector switches

- 22 mm, metal, shiny ..... 13/57, 13/66
- 22 mm, plastic with metal front ring, matte ..... 13/38, 13/48
- 22 mm, plastic, black ..... 13/19, 13/29
- 30 mm, metal, matte ..... 13/72

#### Sensor switches

- 22 mm, plastic, black ..... 13/22

#### SITOP power supplies ..... 13/7

### T

#### Twin pushbuttons

- 22 mm, metal, shiny ..... 13/62
- 22 mm, plastic with metal front ring, matte ..... 13/44
- 22 mm, plastic, black ..... 13/25



## Article number index

Article No.	Page
<b>3SU10</b>	
3SU1000-0	13/23
3SU1000-1	13/26 ... 28, 13/45 ... 47
3SU1000-3	13/25
3SU1000-4	13/31 ... 33
3SU1000-5	13/31 ... 33
3SU1001-0	13/24
3SU1001-1	13/26 ... 27, 13/46
3SU1001-3	13/25
3SU1001-6	13/34, 13/53
3SU1002	13/29 ... 30
3SU1030-0	13/42
3SU1030-1	13/45
3SU1030-3	13/44
3SU1030-4	13/50 ... 52
3SU1030-5	13/50 ... 52
3SU1031	13/43 ... 45
3SU1032	13/48 ... 49
3SU1050-0	13/60
3SU1050-1	13/63 ... 65
3SU1050-3	13/62
3SU1050-4	13/68 ... 70
3SU1050-5	13/68 ... 70
3SU1051-0	13/61
3SU1051-1	13/63 ... 65
3SU1051-3	13/62
3SU1051-6	13/70
3SU1052	13/66 ... 67
3SU1060	13/71, 13/73
3SU1061	13/71, 13/73
3SU1062	13/72

Article No.	Page
<b>3SU11</b>	
3SU1100-0	13/16 ... 17
3SU1100-1	13/18, 13/37
3SU1100-2	13/19
3SU1100-4	13/20
3SU1102-0	13/16 ... 17
3SU1102-6	13/21, 13/40
3SU1103-0	13/16 ... 17
3SU1103-2	13/19
3SU1103-6	13/21, 13/40
3SU1106-0	13/17
3SU1106-6	13/21, 13/40
3SU1130-0	13/35 ... 36
3SU1130-1	13/37
3SU1130-2	13/38
3SU1130-4	13/39
3SU1132	13/35 ... 36
3SU1133	13/35
3SU1136	13/36
3SU1150-0	13/54 ... 55
3SU1150-1	13/56
3SU1150-2	13/57
3SU1150-4	13/57
3SU1152-0	13/54 ... 55
3SU1152-6	13/58
3SU1153-0	13/54 ... 55
3SU1153-6	13/58
3SU1156-0	13/54 ... 55
3SU1156-6	13/58
<b>3SU12</b>	
3SU120	13/22, 13/41
3SU123	13/41
3SU125	13/59

## Appendix

### Article number index

Article No.	Page
<b>3SU14</b>	
3SU1400-1A	13/78 ... 79
3SU1400-1E	13/82
3SU1400-1G	13/83
3SU1400-2A	13/91
3SU1400-2E	13/93
3SU1400-2H	13/93
3SU1401-1B	13/80 ... 81
3SU1401-1E	13/82
3SU1401-2	13/91 ... 92
3SU1401-3	13/81
<b>3SU15</b>	
3SU1500-0	13/76
3SU1500-1	13/77
3SU1501	13/77
3SU1550-0	13/76
3SU1550-1	13/77
<b>3SU18</b>	
3SU1801-0AA	13/85
3SU1801-0AB	13/87
3SU1801-0AC	13/87
3SU1801-0AD	13/87
3SU1801-0AE	13/87
3SU1801-0N	13/86, 13/90
3SU1801-1	13/85
3SU1802-0AA	13/85
3SU1802-0AB	13/87, 13/90
3SU1802-0AC	13/87, 13/90
3SU1802-0N	13/86
3SU1803-0AA	13/85
3SU1803-0AB	13/87, 13/90
3SU1803-0AC	13/87
3SU1803-0AD	13/87
3SU1803-3	13/94
3SU1804	13/85
3SU1806	13/85
3SU1851-0AA	13/85
3SU1851-0AB	13/88
3SU1851-0AC	13/88
3SU1851-0AD	13/88
3SU1851-0AE	13/88
3SU1851-0N	13/88
3SU1851-1	13/85
3SU1852-0AA	13/85
3SU1852-0AB	13/88
3SU1852-0AC	13/88
3SU1853-0AA	13/85
3SU1853-0AB	13/88
3SU1853-0AD	13/88
3SU1853-3	13/94
3SU1854	13/85
3SU1856	13/85

Article No.	Page
<b>3SU19</b>	
3SU1900-0AB	13/95 ... 96
3SU1900-0AC	13/99 ... 101
3SU1900-0AD	13/102 ... 103
3SU1900-0AE	13/104
3SU1900-0AF	13/106 ... 108
3SU1900-0AG	13/98
3SU1900-0AH	13/98
3SU1900-0AJ	13/98
3SU1900-0AK	13/98
3SU1900-0AL	13/98
3SU1900-0AM	13/98
3SU1900-0AN	13/98
3SU1900-0AP	13/98
3SU1900-0AQ	13/98
3SU1900-0AR	13/98
3SU1900-0AS	13/98
3SU1900-0AT	13/98
3SU1900-0AX	13/98
3SU1900-0AY	13/111
3SU1900-0B	13/110 ... 111
3SU1900-0D	13/112 ... 114
3SU1900-0E	13/112 ... 114
3SU1900-0F	13/116 ... 117
3SU1900-0H	13/118 ... 119
3SU1900-0K	13/22, 13/41, 13/59, 13/120
3SU1901	13/116
3SU193	13/116, 13/119
3SU195	13/94, 13/114 ... 120

## Conditions of sale and delivery

**1. General Provisions**

By using this catalog you can acquire hardware and software products described therein from Siemens AG subject to the following Terms and Conditions of Sale and Delivery (hereinafter referred to as "T&C"). Please note that the scope, the quality and the conditions for supplies and services, including software products, by any Siemens entity having a registered office outside Germany, shall be subject exclusively to the General Terms and Conditions of the respective Siemens entity. The following T&C apply exclusively for orders placed with Siemens Aktiengesellschaft, Germany.

**1.1 For customers with a seat or registered office in Germany**

For customers with a seat or registered office in Germany, the following applies subordinate to the T&C:

- the "General Terms of Payment"<sup>1)</sup> and,
- for software products, the "General License Conditions for Software Products for Automation and Drives for Customers with a Seat or Registered Office in Germany"<sup>1)</sup> and,
- for other supplies and services, the "General Conditions for the Supply of Products and Services of the Electrical and Electronics Industry"<sup>1)</sup>.

**1.2 For customers with a seat or registered office outside Germany**

For customers with a seat or registered office outside Germany, the following applies subordinate to the T&C:

- the "General Terms of Payment"<sup>1)</sup> and,
- for software products, the "General License Conditions for Software Products for Automation and Drives for Customers with a Seat or Registered Office outside of Germany"<sup>1)</sup> and
- for other supplies and/or services, the "General Conditions for Supplies of Siemens Industry for Customers with a Seat or Registered Office outside of Germany"<sup>1)</sup>.

**2. Prices**

The prices are in € (Euro) ex point of delivery, exclusive of packaging.

The sales tax (value added tax) is not included in the prices. It shall be charged separately at the respective rate according to the applicable statutory legal regulations.

Prices are subject to change without prior notice. We will charge the prices valid at the time of delivery.

To compensate for variations in the price of raw materials (e.g. silver, copper, aluminum, lead, gold, dysprosium and neodym), surcharges are calculated on a daily basis using the so-called metal factor for products containing these raw materials. A surcharge for the respective raw material is calculated as a supplement to the price of a product if the basic official price of the raw material in question is exceeded.

The metal factor of a product indicates the basic official price (for those raw materials concerned) as of which the surcharges on the price of the product are applied, and with what method of calculation.

An exact explanation of the metal factor can be downloaded at:

[www.siemens.com/automation/salesmaterial-as/catalog/en/terms\\_of\\_trade\\_en.pdf](http://www.siemens.com/automation/salesmaterial-as/catalog/en/terms_of_trade_en.pdf)

To calculate the surcharge (except in the cases of dysprosium and neodym), the official price from the day prior to that on which the order was received or the release order was effected is used.

To calculate the surcharge applicable to dysprosium and neodym ("rare earths"), the corresponding three-month basic average price in the quarter prior to that in which the order was received or the release order was effected is used with a one-month buffer. (Details on the calculation can be found in the

**3. Additional Terms and Conditions**

The dimensions are in mm. In Germany, according to the German law on units in measuring technology, data in inches apply only to devices for export.

Illustrations are not binding.

Insofar as there are no remarks on the individual pages of this catalog - especially with regard to data, dimensions and weights given - these are subject to change without prior notice.

**4. Export regulations**

We shall not be obligated to fulfill any agreement if such fulfillment is prevented by any impediments arising out of national or international foreign trade or customs requirements or any embargoes and/or other sanctions.

Export of goods listed in this catalog may be subject to licensing requirements. We will indicate in the delivery details whether licenses are required under German, European and US export lists. Goods labeled with "AL" not equal to "N" are subject to European or German export authorization when being exported out of the EU. Goods labeled with "ECCN" not equal to "N" are subject to US re-export authorization.

The export indications can be viewed in advance in the description of the respective goods on the Industry Mall, our online catalog system. Only the export labels "AL" and "ECCN" indicated on order confirmations, delivery notes and invoices are authoritative.

Even without a label, or with label "AL:N" or "ECCN:N", authorization may be required i .a. due to the final disposition and intended use of goods.

If you transfer goods (hardware and/or software and/or technology as well as corresponding documentation, regardless of the mode of provision) delivered by us or works and services (including all kinds of technical support) performed by us to a third party worldwide, you must comply with all applicable national and international (re-)export control regulations.

If required for the purpose of conducting export control checks, you (upon request by us) shall promptly provide us with all information pertaining to the particular end customer, final disposition and intended use of goods delivered by us respectively works and services provided by us, as well as to any export control restrictions existing in this relation.

The products listed in this catalog may be subject to European/German and/or US export regulations. Any export requiring approval is therefore subject to authorization by the relevant authorities.

Errors excepted and subject to change without prior notice.

<sup>1)</sup> The text of the Terms and Conditions of Siemens AG can be downloaded at [www.siemens.com/automation/salesmaterial-as/catalog/en/terms\\_of\\_trade\\_en.pdf](http://www.siemens.com/automation/salesmaterial-as/catalog/en/terms_of_trade_en.pdf)

## Appendix

### Notes



## Appendix

### Notes



## Appendix

### Notes





## Appendix

### Notes

Further information can be obtained from our branch offices listed at [www.siemens.com/automation/partner](http://www.siemens.com/automation/partner)**System Solutions for Industry  
Interactive Catalog on DVD**

Catalog

Products for Automation and Drives, Low-Voltage Power Distribution and Electrical Installation Technology **CA 01****Building Control**

GAMMA Building Control ET G1

**Drive Systems**

SINAMICS G130 Drive Converter Chassis Units	D 11
SINAMICS G150 Drive Converter Cabinet Units	
SINAMICS GM150, SINAMICS SM150 Medium-Voltage Converters	D 12
SINAMICS PERFECT HARMONY GH180 Medium-Voltage Air-Cooled Drives Germany Edition	D 15.1
SINAMICS G180 Converters – Compact Units, Cabinet Systems, Cabinet Units Air-Cooled and Liquid-Cooled	D 18.1
SINAMICS S120 Chassis Format Units and Cabinet Modules	D 21.3
SINAMICS S150 Converter Cabinet Units	
SINAMICS DCM DC Converter, Control Module	D 23.1
SINAMICS DCM Cabinet	D 23.2
SINAMICS Inverters for Single-Axis Drives and SIMOTICS Motors	D 31
SINAMICS G120P and SINAMICS G120P Cabinet pump, fan, compressor converters	D 35
Three-Phase Induction Motors SIMOTICS HV, SIMOTICS TN	D 84.1
• Series H-compact	
• Series H-compact PLUS	
Asynchronous Motors Standardline	D 86.1
Synchronous Motors with Permanent-Magnet Technology, HT-direct	D 86.2
DC Motors	DA 12
SIMOREG DC MASTER 6RA70 Digital Chassis Converters	DA 21.1
SIMOREG K 6RA22 Analog Chassis Converters	DA 21.2
<i>Digital: SIMOREG DC MASTER 6RM70 Digital Converter Cabinet Units</i>	DA 22
SIMOVERT PM Modular Converter Systems	DA 45
SIEMOSYN Motors	DA 48
MICROMASTER 420/430/440 Inverters	DA 51.2
MICROMASTER 411/COMBIMASTER 411	DA 51.3
SIMODRIVE 611 universal and POSMO	DA 65.4
<i>Note: Additional catalogs on SIMODRIVE or SINAMICS drive systems and SIMOTICS motors with SINUMERIK and SIMOTION can be found under Motion Control</i>	
<u>Low-Voltage Three-Phase-Motors</u>	
SIMOTICS Low-Voltage Motors	D 81.1
SIMOTICS FD Flexible Duty Motors	D 81.8
LOHER Low-Voltage Motors	D 83.1
MOTOX Geared Motors	D 87.1
SIMOGEAR Geared Motors	MD 50.1
SIMOGEAR Gearboxes with adapter	MD 50.11
<u>Mechanical Driving Machines</u>	
FLENDER Standard Couplings	MD 10.1
FLENDER High Performance Couplings	MD 10.2
FLENDER SIG Standard industrial gear units	MD 30.1
FLENDER SIP Standard industrial planetary gear units	MD 31.1

**Process Instrumentation and Analytics**

Field Instruments for Process Automation	FI 01
<i>Digital: SIPART Controllers and Software</i>	MP 31
Products for Weighing Technology	WT 10
<i>Digital: Process Analytical Instruments</i>	PA 01

**Low-Voltage Power Distribution and  
Electrical Installation Technology**

Catalog

SENTRON · SIVACON · ALPHA Protection, Switching, Measuring and Monitoring Devices, Switchboards and Distribution Systems	LV 10
Standards-Compliant Components for Photovoltaic Plants	LV 11
Electrical Components for the Railway Industry	LV 12
TÜV-certified Power Monitoring System	LV 14
3WT Air Circuit Breakers up to 4000 A	LV 35
3VT Molded Case Circuit Breakers up to 1600 A	LV 36
<i>Digital: SIVACON System Cubicles, System Lighting and System Air-Conditioning</i>	LV 50
<i>Digital: ALPHA Distribution Systems</i>	LV 51
ALPHA FIX Terminal Blocks	LV 52
SIVACON S4 Power Distribution Boards	LV 56
<i>Digital: SIVACON 8PS Busbar Trunking Systems</i>	LV 70
<i>Digital: DELTA Switches and Socket Outlets</i>	ET D1

**Motion Control**

SINUMERIK & SIMODRIVE Automation Systems for Machine Tools	NC 60
SINUMERIK & SINAMICS Equipment for Machine Tools	NC 61
SINUMERIK 840D sl Type 1B Equipment for Machine Tools	NC 62
SINUMERIK 808 Equipment for Machine Tools	NC 81.1
SINUMERIK 828 Equipment for Machine Tools	NC 82
SIMOTION, SINAMICS S120 & SIMOTICS Equipment for Production Machines	PM 21
Drive and Control Components for Cranes	CR 1

**Power Supply**

Power supply SITOP	KT 10.1
--------------------	---------

**Safety Integrated**

Safety Technology for Factory Automation	SI 10
--	-------

**SIMATIC HMI/PC-based Automation**

Human Machine Interface Systems/ PC-based Automation	ST 80/ ST PC
---	-----------------

**SIMATIC Ident**

Industrial Identification Systems	ID 10
-----------------------------------	-------

**SIMATIC Industrial Automation Systems**

Products for Totally Integrated Automation	ST 70
SIMATIC PCS 7 Process Control System System components	ST PCS 7
SIMATIC PCS 7 Process Control System Technology components	ST PCS 7 T
Add-ons for the SIMATIC PCS 7 Process Control System	ST PCS 7 AO

**SIMATIC NET**

Industrial Communication	IK PI
--------------------------	-------

**SIRIUS Industrial Controls**

SIRIUS Industrial Controls	IC 10
----------------------------	-------

**Information and Download Center**

Digital versions of the catalogs are available on the Internet at:

## Security information

Siemens provides products and solutions with industrial security functions that support the secure operation of plants, solutions, machines, equipment and/or networks. They are important components in a holistic industrial security concept. With this in mind, Siemens' products and solutions undergo continuous development. Siemens recommends strongly that you regularly check for product updates.

For the secure operation of Siemens products and solutions, it is necessary to take suitable preventive action (e.g. cell protection concept) and integrate each component into a holistic, state-of-the-art industrial security concept. Third-party products that may be in use should also be considered. For more information about industrial security, visit

<http://www.siemens.com/industrialsecurity>.

To stay informed about product updates as they occur, sign up for a product-specific newsletter. For more information, visit

<http://support.automation.siemens.com>.

## Get more information

Control Products:  
[www.siemens.com/sirius](http://www.siemens.com/sirius)



## X-ON Electronics

Largest Supplier of Electrical and Electronic Components

*Click to view similar products for [Siemens](#) manufacturer:*

Other Similar products are found below :

[5ST2144](#) [5ST2167](#) [5SX2125-7](#) [5SX2340-7](#) [5SX9200](#) [5VD5401](#) [6EP1332-1SH41](#) [6EP1436-3BA00](#) [6EP1931-2DC21](#) [6ES5451-7LA11](#)  
[D11CEU1](#) [FP9556](#) [PD63F160](#) [FXD63B175](#) [8WA1011-1BH23](#) [8WA1011-2SF25](#) [8WA1721](#) [8WA8848-0AC](#) [8WA8-848-0AM](#) [8WA8-848-0AN](#) [8WA8-848-0AT](#) [8WA8-848-0AX](#) [8WA8-848-0BD](#) [8WA8-848-0BF](#) [8WA8-848-0BL](#) [8WA8-848-0BP](#) [8WA8-848-0BQ](#) [14DP32AC81](#)  
[ED21B100](#) [B32523-.47@400V-J](#) [B65541-T25-A48](#) [B65812-B1512-T1](#) [B66317-G0000-X127](#) [B66337-G0500-X127](#) [B66417-G-X167](#)  
[B82724-J](#) [8WA1201](#) [8WA1854](#) [8WA1870](#) [8WA8-848-0AK](#) [8WA8-848-0AV](#) [8WA8-848-0BG](#) [8WA8-848-0BJ](#) [8WA8-848-0BK](#) [8WA8-848-0BM](#) [8WD4400-1AB](#) [8WD4400-1AC](#) [8WD4420-0EA](#) [RTD14024-S](#) [SAB8259AP](#)