



SIEMENS



Industrial Controls

3SU1 Pushbuttons and Indicator Lights

SIRIUS ACT

Catalog
News
IC 10 N

Edition
February
2015

Related catalogs


<p>Industrial Controls SIRIUS</p> <p>E86060-K1010-A101-A5-7600</p>	<p>IC 10</p> 
<p>Low-Voltage Power Distribution and Electrical Installation Technology SENTRON • SIVACON • ALPHA Protection, Switching, Measuring and Monitoring Devices, Switchboards and Distribution Systems</p> <p>E86060-K8280-A101-A2-7600</p>	<p>LV 10</p> 
<p>Safety Integrated Safety Technology for Factory Automation</p> <p>E86060-K7010-A101-A2-7600</p>	<p>SI 10</p> 
<p>Industrial Communication SIMATIC NET</p> <p>E86060-K6710-A101-B8-7600</p>	<p>IK PI</p> 
<p>SIMATIC Products for Totally Integrated Automation</p> <p>E86060-K4670-A101-B4-7600</p>	<p>ST 70</p> 
<p>SIMOTICS Low-Voltage Motors Type series 1LE1, 1MB1 and 1PC1 Frame sizes 71 to 315 Power range 0.18 to 200 kW</p> <p>E86060-K5581-A111-A7-7600</p>	<p>D 81.1</p> 
<p>SITRAIN Training for Industry</p> <p>Only available in German E86060-K6850-A101-C4</p>	<p>ITC</p> 

Trademarks

All product designations may be registered trademarks or product names of Siemens AG or other supplying companies. Third parties using these trademarks or product names for their own purposes may infringe upon the rights of the trademark owners.

Further information about industrial controls:
www.siemens.com/sirius


Miscellaneous

<p>Products for Automation and Drives CA 01 Interactive Catalog, DVD</p> <p>E86060-D4001-A510-D4-7600</p>	
<p>Industry Mall Information and Ordering Platform in the Internet:</p> <p>www.siemens.com/industrymall</p>	
<p>Information and Download Center Digital versions of the catalogs are available in the Internet</p> <p>www.siemens.com/sirius/catalogs</p>	
<p>Response E-mail Please send your comments and suggestions for improvement to</p> <p>catalogs.industry@siemens.com (include the catalog name in the subject field)</p>	

Technical Assistance


Expert technical assistance for Industrial controls:
Tel.: +49 (911) 895-5900
Fax: +49 (911) 895-5907

E-Mail: technical-assistance@siemens.com



Industrial Controls

SIRIUS



Catalog News IC 10 N · 02/2015

Refer to the Industry Mall for current updates of this catalog:

www.siemens.com/industrymall

Please contact your local Siemens branch.

© Siemens AG 2015

1	Introduction
2	Industrial Communication
3	Switching Devices – Contactors and Contactor Assemblies – for Switching Motors
4	Switching Devices – Contactors and Contactor Assemblies – Special Applications
5	Switching Devices – Contactors and Contactor Assemblies – Contactor Relays and Relays
6	Switching Devices – Soft Starters and Solid-State Switching Devices
7	Protection Equipment
8	Load Feeders and Motor Starters for Use in the Control Cabinet
9	Motor Starters for Use in the Field, High Degree of Protection
10	Monitoring and Control Devices
11	Safety Technology
12	Position and Safety Switches
13	Commanding and Signaling Devices
14	Parametrization, Configuration and Visualization with SIRIUS
15	Products for Specific Requirements
16	Appendix



Printed on paper from
sustainably managed forests and
controlled sources.

www.pefc.org



The products and systems described in
this catalog are manufactured/distributed
under application of a certified quality
management system in accordance
with EN ISO 9001
(for the Certified Registration Nos. see

Technical Assistance

Technical Assistance for Industrial Controls and Systems

Engineering supports you with all technical inquiries relating to our products and systems – both before and after delivery.

Any more questions?

Our experts are there to help you by telephone or e-mail with competent technical advice




Competent and fast technical advice regarding:

- Product selection
- Conversion from old to new
- Competitor conversion
- Special versions
- Particular requirements
- Commissioning
- Operation

Phone: +49 (911) 895-59 00

E-mail: technical-assistance@siemens.com



IC01_00938

One click – and you have all the information you need



Technical Support – get fast and up-to-date information online (Service and Support)

<http://support.automation.siemens.com/WW>

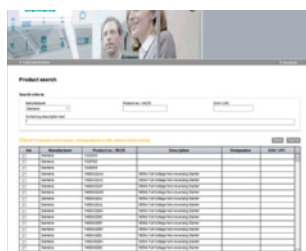
In Product Support you will find FAQs, manuals, certificates, applications & tools, and much more



Support Request – the fast track to the experts

www.siemens.com/automation/support-request

Using the Support Request form in Online Support you can send your query directly to Technical Assistance.



Conversion tool - the easy and efficient way to find successor products

www.siemens.com/sirius/conversion-tool

Your advantages

- 93 % response time within 0 to 4 hours
- Global support for external and internal customers and for regional support



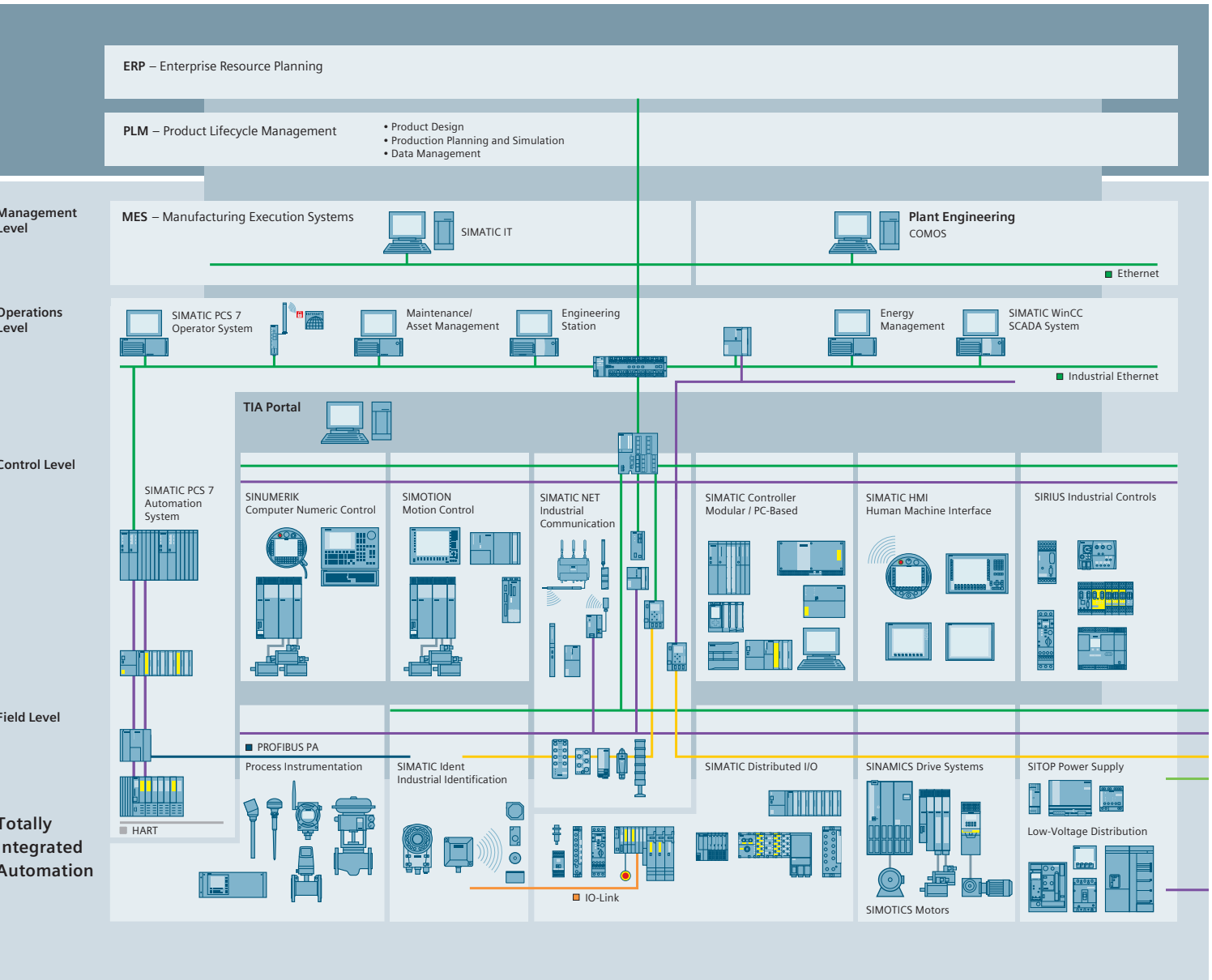
Answers for industry.

Integrated technologies, vertical market expertise and services for greater productivity, energy efficiency, and flexibility.

Siemens is the world's leading supplier of innovative and environmentally friendly products and solutions for industrial companies. End-to-end automation technology and industrial software, solid market expertise, and technology-based services are the levers we use to increase our customers' productivity, efficiency and flexibility.

We consistently rely on integrated technologies and, thanks to our bundled portfolio, we can respond more quickly and flexibly to our customers' wishes. With our globally unmatched range of automation technology, industrial control and drive technology as well as industrial software, we equip companies with exactly what they need over their entire value chain – from product design and development to production, sales and service. Our industrial customers benefit from our comprehensive portfolio, which is tailored to their market and their needs.

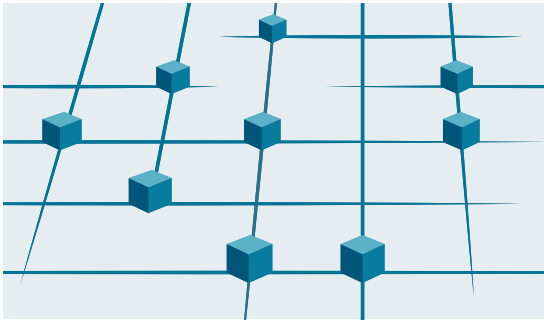
Market launch times can be reduced by up to 50% due to the combination of powerful automation technology and industrial software. At the same time, the costs for energy or waste water for a manufacturing company can be reduced significantly. In this way, we increase our customers' competitive strength and make an important contribution to environmental protection with our energy-efficient products and solutions.



Efficient automation starts with efficient engineering.

Totally Integrated Automation: Efficiency driving productivity.

Efficient engineering is the first step toward better production that is faster, more flexible, and more intelligent. With all components interacting efficiently, Totally Integrated Automation (TIA) delivers enormous time savings right from the engineering phase. The result is lower costs, faster time-to-market, and



Totally Integrated Automation
Efficient interoperability of all automation components



A unique complete approach for all industries

As one of the world's leading automation suppliers, Siemens provides an integrated, comprehensive portfolio for all requirements in process and manufacturing industries. All components are mutually compatible and system-tested. This ensures that they reliably perform their tasks in industrial use and interact efficiently, and that each automation solution can be implemented with little time and effort based on standard products. The integration of many separate individual engineering tasks into a single engineering environment, for example, provides enormous time and cost savings.

With its comprehensive technology and industry-specific expertise, Siemens is continuously driving progress in manufacturing industries – and Totally Integrated Automation plays a key role.

Totally Integrated Automation creates real value added in all automation tasks, especially for:

- **Integrated engineering**
Consistent, comprehensive engineering throughout the entire product development and production process
- **Industrial data management**
Access to all important data occurring in productive operation – along the entire value chain and across all levels
- **Industrial communication**
Integrated communication based on international cross-vendor standards that are mutually compatible
- **Industrial security**
Systematic minimization of the risk of an internal or external attack on plants and networks
- **Safety Integrated**
Reliable protection of personnel, machinery, and the environment thanks to seamless integration of safety technologies into the standard automation

Making things right with Totally Integrated Automation

Totally Integrated Automation, industrial automation from Siemens, stands for the efficient interoperability of all automation components. The open system architecture covers the entire production process and is based on end-to-end shared characteristics: consistent data management, global standards, and uniform hardware and software interfaces.

Totally Integrated Automation lays the foundation for comprehensive optimization of the production process:

- Time and cost savings due to efficient engineering
- Minimized downtime due to integrated diagnostic functions
- Simplified implementation of automation solutions due to global standards
- Better performance due to interoperability of system-tested components



Equipment Manufacturing Plant Amberg

Awards include "Factory of the Year", "Bavarian Quality Award" and "The Best Factory/Industrial Excellence"

At Siemens Amberg, some 2 400 employees develop and manufacture industrial controls for the world market. Manufacturing includes the comprehensive SIRIUS product range used for switching and protecting loads, e.g. of motors, in particular in mechanical engineering.

In the industry competition "The Best Factory/Industrial Excellence Award 2011", the equipment manufacturing plant Amberg was honored as a national winner. The lead factory for industrial controls achieved the highest overall ranking and also excelled in all scoring categories such as business model, strategy, added value, product and process implementation, service and customer integration, along with continuous improvement.

The industry competition is staged under the auspices of the Federation of German Industries (BDI), several European business schools, including INSEAD in Paris, the Technical University of Eindhoven as well as the WHU-Otto Beisheim School of Management.

The key question of this industry competition, which has taken place in Germany since 1995, is: "What are the key factors of production excellence that will guarantee the company a long-term competitive advantage and will turn a factory into an outstanding differentiating factor?"

The ten-person jury, headed up by the deans of internationally-renowned management schools in Germany, France, Spain, and the Netherlands, not only scrutinized the operative unit itself but also the entire process chain, from

customer, along with interfaces and partners, such as suppliers.

Over the past few years, winning awards has become a normal occurrence in the equipment manufacturing plant Amberg. In 2007, it won the "Factory of the Year" award in the segment of "Excellent complexity management". In 2010 an additional outside award followed: the coveted Bavarian Quality Award.

The Amberg Siemens plants have made it a tradition to be at the top of national and international rankings. These awards are proof of our high quality standards – not only with respect to our products, but also to our processes. They demonstrate that we have achieved optimal mastery over the productivity and competitiveness showcased by our products and systems.

Commanding and Signaling Devices




	Price groups		<u>Enclosures</u>
	PG 41J		13/84 General data
13/2	Introduction		13/85 Empty enclosures
	SIRIUS ACT pushbuttons and indicator lights		13/86 Pushbuttons and indicator lights in the enclosure
13/4	General data		13/89 Pushbuttons and indicator lights in the enclosure for AS-Interface
	<u>Actuators and indicators, 22 mm, round, plastic, black</u>		13/91 Modules for enclosures
13/16	Complete units		13/94 Two-hand operation consoles
13/22	Compact units		<u>Accessories</u>
13/23	Actuating and signaling elements		Labels
	<u>Actuators and indicators, 22 mm, round, plastic with metal front ring, matte</u>		13/95 - Insert labels
13/35	Complete units		13/98 - Label holders for labeling plates
13/41	Compact units		13/99 - Labeling plates
13/42	Actuating and signaling elements		13/106 - Labeling plates for enclosures
	<u>Actuators and indicators, 22 mm, round, metal, shiny</u>		13/110 - Labels for laser printers
13/54	Complete units		13/111 - Other labels
13/58	Compact units		13/112 Protection/access protection
13/60	Actuating and signaling elements		13/116 Actuators
	<u>Actuators and indicators, flat, 30 mm, round, metal, matte</u>		13/118 Enclosures
13/71	Actuating and signaling elements		13/120 Miscellaneous accessories
	<u>Actuators and indicators, customized designs</u>		
13/74	Special locks		<u>Note:</u>
13/75	Laser inscriptions		Conversion tool,
	<u>Holders</u>		e.g. from 3SB3 to 3SU1 see
13/76	Holders without module		www.siemens.com/sirius/conversion-tool
13/77	Holders with module		
	<u>Modules for actuators and indicators</u>		
13/78	Contact modules		
13/80	LED modules		
13/82	AS-Interface modules		
13/83	Electronic modules for ID key-operated switches		

Commanding and Signaling Devices

Introduction

Overview



3SU1.0

3SU1.3

3SU1.5

3SU1.6

Pushbuttons and indicator lights

Designs

	3SU1.0	3SU1.3	3SU1.5	3SU1.6
Nominal diameter	22 mm	22 mm	22 mm	30 mm
Version	Plastic	Plastic with metal front ring, matte	Metal, shiny	Metal, matte, flat

Actuators

Pushbuttons	✓	✓	✓	✓
Illuminated pushbuttons	✓	✓	✓	✓
Mushroom pushbuttons	✓	✓	✓	--
EMERGENCY STOP mushroom pushbuttons	✓	✓	✓	--
Selector switches	✓	✓	✓	✓
Key-operated switches	✓	✓	✓	✓

Special actuators

Twin pushbuttons	✓	✓	✓	--
Coordinate switches	✓	✓	✓	--
Toggle switches	✓	✓	✓	--
Sensor switches	✓	✓	--	--
ID key-operated switches	✓	✓	--	--
Pushbuttons with extended stroke	✓	✓	✓	--
Potentiometers	✓	✓	✓	--

Indicators

Indicator lights	✓	✓	✓	✓
Acoustic signaling devices	✓	✓	✓	--

Contact modules

Single-pole	✓	✓	✓	✓
Two-pole	✓	✓	✓	✓

LED modules

With integrated LED	✓	✓	✓	✓
---------------------	---	---	---	---

Connections

Screw terminals	✓	✓	✓	✓
Spring-type terminals	✓	✓	✓	✓
Solder pins	✓	✓	✓	✓
AS-Interface	✓	✓	✓	✓
IO-Link	✓	✓	✓	✓

✓ Standard

-- Not available

Note:

Safety characteristics (see Appendix on page 16/6).

Commanding and Signaling Devices

Introduction



	3SU18 Enclosures	3SU18 Two-hand operation consoles
Enclosures		
Plastic	✓	✓
Metal	✓	✓
Actuators		
Pushbuttons	✓	☐
Illuminated pushbuttons	✓	☐
Mushroom pushbuttons	✓	✓
EMERGENCY STOP mushroom pushbuttons	✓	✓
Selector switches	✓	☐
Key-operated switches	✓	☐
Indicators		
Indicator lights	✓	☐
Acoustic signaling devices	✓	☐
Contact modules		
Single-pole	✓	✓
Two-pole	--	✓
Connections		
Screw terminals	✓	✓
Spring-type terminals	✓	☐
Plug-in connection	☐	☐
AS-Interface	✓	☐

✓ Standard

-- Not available

☐ Optional

AS-Interface solutions

Pushbuttons and indicator lights of the SIRIUS ACT series can be connected to the AS-Interface communication system quickly and easily with the help of various solutions.

For AS-Interface solutions see catalog IK PI "Industrial Communication SIMATIC NET".

AS-Interface EMERGENCY STOP according to ISO 13850

Using special modules, EMERGENCY STOP devices according to ISO 13850 can be directly connected through the standard AS-Interface with safety-related communication (see page 13/82).

AS-Interface enclosures

Enclosures with standard fittings are listed in this catalog. For customized enclosures, use the SIRIUS ACT Configurator to select the elements for equipping (see page 13/89).

PROFINET solutions

SIRIUS ACT devices will be equipped in future with a direct communication interface to PROFINET and PROFIsafe.

RFID authentication solutions

Groups of employees or individuals can be authenticated by means of the ID key-operated switch. Color-coded keys for easy distinction between users and flexible in application thanks to four function stages.

SIRIUS ACT Pushbuttons and Indicator Lights

General data

Overview



SIRIUS ACT pushbuttons and indicator lights

SIRIUS ACT is a modular system of pushbuttons and indicator lights for front plate mounting and rear-mounted electrical modules. Complete units made up of an actuating or signaling element and contact modules and/or LED modules are offered for the most frequent application cases.

On the new compact units, the electrical module is permanently installed and is only secured by the holder.

Standards

- IEC 60947-1, EN 60947-1
- IEC 60947-5-1, EN 60947-5-1
- IEC 60947-5-5, EN 60947-5-5 for EMERGENCY STOP devices

Versions

SIRIUS ACT is available in four versions:

- Plastic, 22 mm, round, black
- Plastic with metal front ring, 22 mm, round, matte
- Metal with metal front ring, 22 mm, round, shiny
- Metal with metal front ring, 30 mm, flat, round, matte

One command point comprises:

- An actuating or signaling element in front of the control panel
- A holder for securing behind the control panel
- Up to six contact modules and/or one LED module (mounted onto the holder), single-pole contacts can be stacked
- A comprehensive range of accessories for inscription/markings

Acoustic indicators, potentiometers with operating mechanism, sensor switches, pushbuttons with extended stroke, and basic indicator lights are available as compact units. The electrical parts are integrated and only have to be wired.

Overview

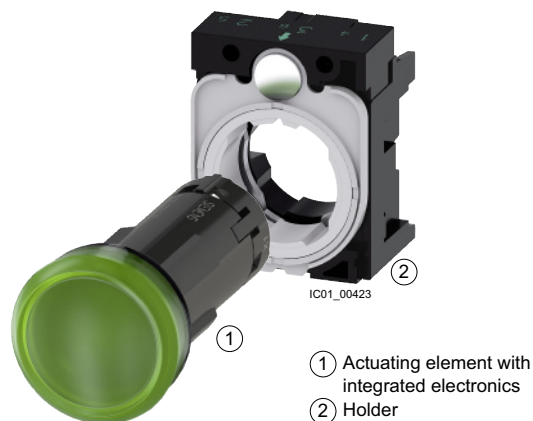
Complete units



- ① Actuator
- ② Holder
- ③ LED module
- ④ NO contact

Design of a complete unit

Compact units



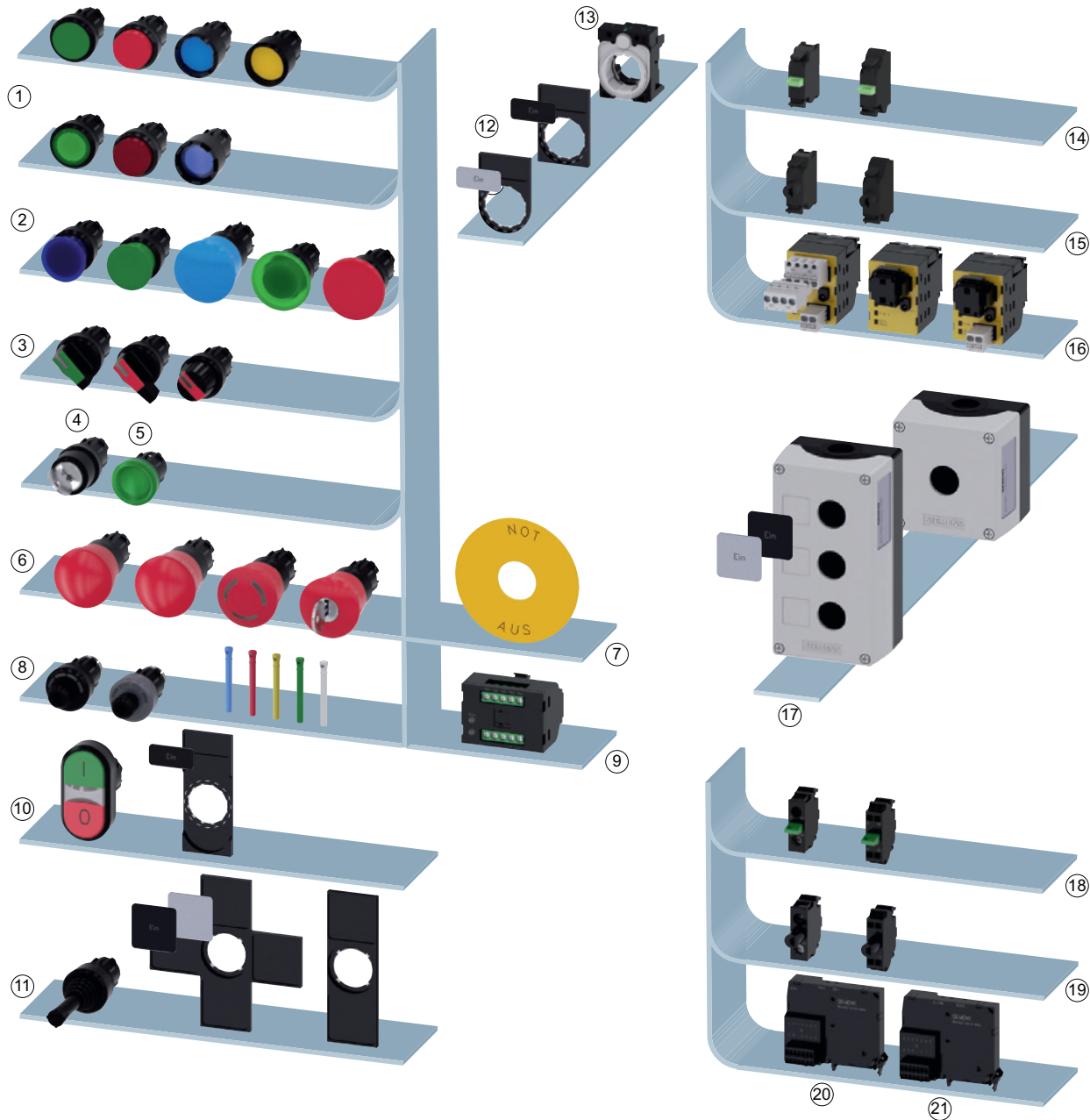
- ① Actuating element with integrated electronics
- ② Holder

Design of a compact unit

SIRIUS ACT Pushbuttons and Indicator Lights

General data

Overview



① Pushbuttons

② Mushroom pushbuttons

③ Selector switches

④ Key-operated switch

⑤ Indicator light

⑥ EMERGENCY STOP mushroom pushbuttons

⑦ EMERGENCY STOP backing plate

⑧ Key-operated switch with key

⑨ Electronic module for ID key-operated switches

⑩ Twin pushbutton, label holder, label

⑪ Coordinate switch, label holder, label

⑫ Label holder, label

⑬ Holder

Front plate mounting

⑭ Contact modules

⑮ LED modules

⑯ AS-Interface modules

⑰ Enclosures

Base mounting

⑱ Contact modules

⑲ LED modules

⑳ IO-Link module

㉑ AS-Interface module

SIRIUS ACT Pushbuttons and Indicator Lights

General data

Overview

Functionality

Easy handling

- Self-holding function of the actuator when mounting
- Twist prevention integrated into patented holder design
- Stackable contact modules

Rugged against environmental influences

- IP69K degree of protection
- Modules with explosion protection certified according to ATEX
- Service life of 100 000 hours thanks to use of LEDs
- Mechanical service life of 10×10^6 switching cycles
- Reliable, friction-locked fixing with just one screw

A high level of communication

- Direct connection of the enclosure to AS-Interface or IO-Link
- Direct connection in the control cabinet to PROFINET, IO-Link or AS-Interface

Contact modules and LED modules

The contact modules are fitted with slow-action contacts (NO contacts or NC contacts) with double operating moving contacts. These ensure a high switching reliability even with small voltages and currents, such as 5 V/1 mA. They are suitable for use in electronic systems as well as conventional controls. The contact pieces of the NC contacts are positively driven.

Only LED modules with permanently integrated LEDs are available for illumination.

Contact modules and LED modules bear terminal designations acc. to EN 50013

Mounting the modules

With SIRIUS ACT, the modules are mounted on the holder without any further accessories. Holders in plastic or metal versions are available for mounting three modules. Holders for four modules are available for coordinate switches and toggle switches with four switch positions.

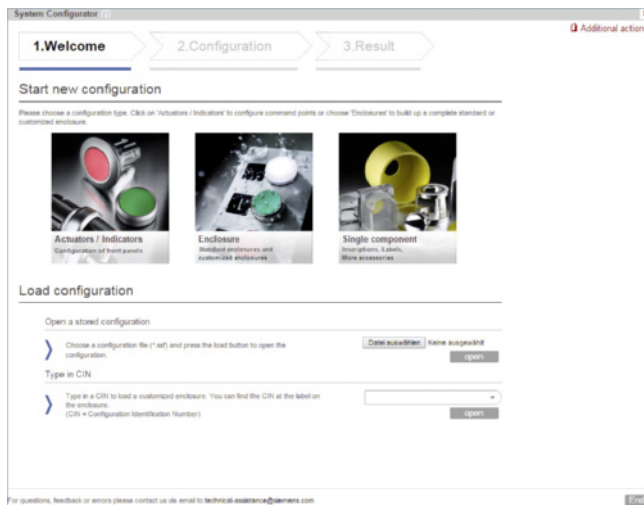
Connection methods

The modules are available with:

- Screw terminals
- Spring-type terminals or
- Solder pin connections (0.8 mm × 0.8 mm solder pins) for assembly on printed-circuit boards.

Overview

Configurator



- Fast, simple selection by intuitive navigation through clearly-organized menus
- Preview of selected components
- Inscription of pushbuttons and labeling plates using the interactive inscription tool
- Once created, a configuration can be ordered as often as required using the customer-specific article number and the CIN (Configuration Identification Number)
- Product data sheets, certificates, dimensional drawings, list prices, inscription tool

Configurator see: www.siemens.com/sirius-act/configurator

SIRIUS ACT Pushbuttons and Indicator Lights

General data

ID key-operated switches

The ID key-operated switch is electronic and has 4 switch positions that are selected by keys with different codes. Using the 4 ID keys with different codes, it is possible to select 1 of 4 positions. The ID keys are color-coded (yellow, blue, red, green, white) so that they can be clearly differentiated at a glance.

Different versions of ID key-operated switches are available depending on the following features:

- Front ring material
- Conventional variant: 1 + 4 non-isolated outputs
- Variant with IO-Link: Option for individual coding

Operation:

Insert ID key, turn key to select the position. Standard keys can also be used in conjunction with the electronic module for ID key-operated switches with IO-Link function. The white ID key is supplied without coding



3SU1000-4WS10-0AA0
Plastic, black



3SU1030-4WS10-0AA0
Plastic with metal front ring, matte

ID key-operated switches

Number of switching positions	4	4
Operating angle	45°	45°
Operating principle	Latching	Latching
Switch position for key removal	O+I+II+III	O+I+II+III
Color	Black	Black
Pages	13/33	13/52



3SU1400-1GC10-1AA0



3SU1400-1GD10-1AA0

Electronic modules for ID key-operated switches

Type of power supply	--	Via IO-Link master
Protocol is supported IO-Link protocol	--	IO-Link protocol
Number of NO contacts	5	5
IO-Link transfer rate	--	COM2 (38.4 kBaud)
Pages	13/83	13/83



3SU1900-0FU60-0AA0

ID keys ID group individual



3SU1900-0FV40-0AA0
3SU1900-0FW30-0AA0
3SU1900-0FX20-0AA0
3SU1900-0FY50-0AA0

ID keys

ID keys

Material	Plastic	Plastic
RFID coding version	Individually coded, programmable several times	ID group 1 ID group 2 ID group 3 ID group 4
Color	White	Green Yellow Red Blue
Pages	13/117	13/117

SIRIUS ACT Pushbuttons and Indicator Lights

General data

Article No. scheme

Device types



3SU10	3SU11	3SU12	3SU14	3SU15	3SU18	3SU19
Device types						
Actuating and signaling elements	Complete units	Compact units	Modules for actuators and indicators	Holders with module	Enclosures	Accessories

Actuating and signaling elements

Digit of the Article No.	1 st - 4 th	5 th	6 th	7 th	8 th	9 th	10 th	11 th	12 th	13 th	14 th	15 th	16 th		
	□□□□	□	□	□	-	□	□	□	□	□	-	□	□		
SIRIUS ACT pushbuttons and indicator lights	3SU1														
Device type	0 = actuating and signaling elements		0												
Material (front ring)	0 = plastic, black 3 = metal, matte (front ring)/plastic, black (collar) 5 = metal, shiny 6 = metal, matte		□												
Illumination	0 = non-illuminated 1 = illuminated/transparent 2 = illuminated/non-illuminated		□												
Type of actuator/indicator	0 = pushbutton 1 = mushroom pushbutton/ EMERGENCY STOP mushroom pushbutton/sensor switch 2 = selector switch 3 = twin pushbutton, toggle switch 4/5 = key-operated switch 6 = indicator light/acoustic signaling device 7 = coordinate switch		□												
Design of the actuator/lock	e.g. A = flat		□												
Function	e.g. B = momentary contact		□												
Color/key removal position	e.g. 10 = black, 20 = red		□ □												
Connection method	0 = none		□												
Module/holder equipment	e.g. A = without module, without holder Y = without module, with holder		□												
Marking	e.g. A = none, C = "I", D = "O", R = "R"		□												
Ambient condition	0 = standard, 1 = ATEX		□												
Example	3SU1	0	0	0	-	0	A	B	1	0	-	0	A	A	0

Note:

The Article No. scheme is presented here merely for information purposes and for better understanding of the logic behind the article numbers.

For your orders, please use the article numbers quoted in the Catalog in the Selection and ordering data.

SIRIUS ACT Pushbuttons and Indicator Lights

General data

Complete units

Digit of the Article No.	1 st - 4 th	5 th	6 th	7 th	8 th	9 th	10 th	11 th	12 th	13 th	14 th	15 th	16 th		
	□□□□	□	□	□	-	□	□	□	□	□	-	□	□		
SIRIUS ACT pushbuttons and indicator lights	3SU1														
Device type	1 = complete units														
Material (front ring)	0 = plastic, black 3 = metal, matte (front ring) plastic, black (collar) 5 = metal, shiny 6 = metal, matte		□												
Illumination	0 = non-illuminated 1 - 8 = illuminated (with/without LED, various voltages)		□												
Type of actuator/indicator	0 = pushbutton 1 = mushroom pushbutton/ EMERGENCY STOP mushroom pushbutton/sensor switch 2 = selector switch 3 = twin pushbutton, toggle switch 4/5 = key-operated switch 6 = indicator light/acoustic signaling device 7 = coordinate switch				□										
Design of the actuator/lock	e.g. A = flat						□								
Function	e.g. B = momentary contact							□							
Color/key removal position	e.g. 10 = black, 20 = red								□	□					
Connection method	1 = screw terminals 3 = spring-type terminals										□				
Module/holder equipment incl. contact material	e.g. A = without module, with holder B = 1 NO contact with holder C = 1 NC contact with holder												□		
Marking	e.g. A = none, C = "I", D = "O", R = "R"												□		
Ambient condition	0 = standard, 1 = ATEX												□		
Example	3SU1	1	0	0	-	0	A	A	1	0	-	1	B	A	0

Compact units

Digit of the Article No.	1 st - 4 th	5 th	6 th	7 th	8 th	9 th	10 th	11 th	12 th	13 th	14 th	15 th	16 th		
	□□□□	□	□	□	-	□	□	□	□	□	-	□	□		
SIRIUS ACT pushbuttons and indicator lights	3SU1														
Device type	2 = compact units														
Material (front ring)	0 = plastic, black 3 = metal, matte (front ring) plastic, black (collar) 5 = metal, shiny 6 = metal, matte		□												
Illumination	0 = non illuminated 1 = illuminated/non-illuminated		□												
Type of actuator/indicator	0 = pushbutton 1 = sensor switch 2 = potentiometer 6 = indicator light/acoustic signaling device				□										
Design of the actuator/lock	e.g. A = flat						□								
Function (voltage/resistance)	e.g. B = 24 V AC/DC							□							
Color	e.g. 10 = black, 20 = red								□	□					
Connection method	0 = none 1 = screw terminals 2 = M12 connection, 4-pole 3 = spring-type terminals										□				
Module/holder equipment incl. contact material	e.g. A = without module, without holder B = 1 NO contact with holder C = 1 NC contact with holder												□		
Marking:	e.g. A = none												□		
Ambient condition	0 = standard, 1 = ATEX												□		
Example	3SU1	2	0	1	-	6	A	B	0	0	-	1	A	A	0

Note:

SIRIUS ACT Pushbuttons and Indicator Lights

General data

Modules for actuators and indicators

Digit of the Article No.	1 st - 4 th	5 th	6 th	7 th	8 th	9 th	10 th	11 th	12 th	13 th	14 th	15 th	16 th		
	<input type="checkbox"/> <input type="checkbox"/> <input type="checkbox"/> <input type="checkbox"/>	<input type="checkbox"/>	<input type="checkbox"/>	<input type="checkbox"/>	-	<input type="checkbox"/>	<input type="checkbox"/>	<input type="checkbox"/>	<input type="checkbox"/>	<input type="checkbox"/>	<input type="checkbox"/>	<input type="checkbox"/>	<input type="checkbox"/>		
SIRIUS ACT pushbuttons and indicator lights	3SU1														
Device type	4 = modules for actuators and indicators		<input checked="" type="checkbox"/>												
Material (front ring)	0 = plastic, black		<input type="checkbox"/>												
Illumination	0 = non-illuminated 1 = illuminated			<input type="checkbox"/>											
Type of mounting	1 = front plate mounting 2 = base mounting 3 = printed-circuit board				<input type="checkbox"/>										
Module type	A = contact module B = LED module C = LED test module D = support terminal E = AS-Interface module G = electronic module for ID key-operated switch					<input type="checkbox"/>									
Function/voltage	e.g. B = 24 V AC/DC						<input type="checkbox"/>								
Color	e.g. 10 = black, 20 = red							<input type="checkbox"/>	<input type="checkbox"/>						
Connection method	1 = screw terminals 2 = screw terminals + insulation piercing method 3 = spring-type terminals 4 = spring-type terminals + insulation piercing method 5 = socket terminals									<input type="checkbox"/>					
Module equipment incl. contact material	e.g. A = none B = 1 NO contact, silver C = 1 NC contact, silver										<input type="checkbox"/>				
Marking	A = none											<input type="checkbox"/>			
Ambient condition	0 = standard, 1 = ATEX												<input type="checkbox"/>		
Example	3SU1	4	0	0	-	1	A	A	1	0	-	1	B	A	0

Holders

Digit of the Article No.	1 st - 4 th	5 th	6 th	7 th	8 th	9 th	10 th	11 th	12 th	13 th	14 th	15 th	16 th		
	<input type="checkbox"/> <input type="checkbox"/> <input type="checkbox"/> <input type="checkbox"/>	<input type="checkbox"/>	<input type="checkbox"/>	<input type="checkbox"/>	-	<input type="checkbox"/>	<input type="checkbox"/>	<input type="checkbox"/>	<input type="checkbox"/>	<input type="checkbox"/>	<input type="checkbox"/>	<input type="checkbox"/>	<input type="checkbox"/>		
SIRIUS ACT pushbuttons and indicator lights	3SU1														
Device type	5 = holder		<input checked="" type="checkbox"/>												
Material (front ring)	0 = plastic, black 5 = metal, shiny		<input type="checkbox"/>												
Illumination	0 = non-illuminated 1 = illuminated			<input type="checkbox"/>											
Type of mounting	0 = none 1 = front plate mounting				<input type="checkbox"/>										
Holder type	A = 3x A B = 4x B					<input type="checkbox"/>									
Function/voltage	A = none G = 6 ... 24 V AC/DC						<input type="checkbox"/>								
Color	e.g. 10 = black, 20 = red							<input type="checkbox"/>	<input type="checkbox"/>						
Connection method	0 = none 1 = screw terminals									<input type="checkbox"/>					
Module equipment incl. contact material and slot	e.g. A = none B = 1 NO contact, silver C = 1 NC contact, silver										<input type="checkbox"/>				
Marking	A = none											<input type="checkbox"/>			
Ambient condition	0 = standard, 1 = ATEX												<input type="checkbox"/>		
Example	3SU1	5	0	0	-	0	A	A	1	0	-	0	A	A	0

Note:

The Article No. scheme is presented here merely for information purposes and for better understanding of the logic behind the article numbers.

For your orders, please use the article numbers quoted in the Catalog in the Selection and ordering data.

SIRIUS ACT Pushbuttons and Indicator Lights

General data

Enclosures

Digit of the Article No.	1 st - 4 th	5 th	6 th	7 th	8 th	9 th	10 th	11 th	12 th	13 th	14 th	15 th	16 th		
	□□□□	□	□	□	-	□	□	□	□	□	-	□	□		
SIRIUS ACT pushbuttons and indicator lights	3SU1														
Device type	8 = enclosure														
Material (enclosure/front ring)	0 = plastic, black plastic 5 = metal, shiny metal		□												
Number of command points	1 = 1 command point ... 6 = 6 command points		□												
Type of enclosure	0 = surface-mounted 1 = 4-position selector and coordinate switch 2 = palm switch 3 = two-hand operation console				□										
Equipment	e.g. command point, inscription, module						□	□							
Communication capability	0 = none 1 = AS-i								□						
Ambient condition	0 = standard 1 = ATEX								□						
Mounting/connection of modules	0 = none 1 = front plate mounting, screw terminals 2 = base mounting, screw terminals 3 = base mounting, spring-type terminals										□				
Cable exit from enclosure	A = none G = direct entry of AS-i flat cable at top/on right H = ASi insulation piercing method at top/on right												□		
Design of enclosure top	A = command point in center B = with recess for labeling plate C = with protective collar D = 4 additional holes (two-hand operation console) E = 8 additional premachined breaking points (two-hand operation console)												□		
Color of enclosure top	1 = gray 2 = yellow												□		
Example	3SU1	8	0	1	-	0	A	A	0	0	-	0	A	A	2

Accessories

Digit of the Article No.	1 st - 4 th	5 th	6 th	7 th	8 th	9 th	10 th	11 th	12 th	13 th	14 th	15 th	16 th
	□□□□	□	□	□	-	□	□	□	□	□	-	□	□
SIRIUS ACT pushbuttons and indicator lights	3SU1												
Device type	9 = accessories												
Material	0 = plastic, black 3 = metal/plastic 5 = metal, shiny 6 = metal, matte		□										
Illumination	0 = non-illuminated 1 = illuminated		□										
Type of accessory (labels, protection, actuator, enclosure)	e.g. 0AB = insert label				□	□	□						
Color	e.g. 10 = black, 20 = red								□	□			
Marking	e.g. 0AA = none 0AB = ON 0AT = EMERGENCY STOP										□	□	□
Ambient condition	0 = standard 1 = ATEX												□
Example	3SU1	9	0	0	0	A	B	7	1	0	A	B	0

Note:

The Article No. scheme is presented here merely for information purposes and for better understanding of the logic behind the article numbers.

For your orders, please use the article numbers quoted in the Catalog in the Selection and ordering data.

SIRIUS ACT Pushbuttons and Indicator Lights

General data

Benefits

Highlights of SIRIUS ACT

Design

- Improved look of the system
- Combination of design and functionality

Easy handling

- Self-explanatory and fast installation
- One-handed installation
- Components can be mounted with holder removed
- No special tools required, simple size 2 screwdriver (cross-tip DIN ISO 87641PZD1, flat-head DIN ISO 2380-1 A/B 1x4.5) is sufficient
- Simple geometry for mounting holes

Ruggedness

- Media resistance
- Suitable for use in extreme environments
- Design stability according to use

Communication

- Connection to the most commonly used communication systems (PROFINET, AS-Interface, IO-Link)
- Can be integrated easily via the TIA Portal

Application

Environmental conditions

The pushbuttons and indicator lights are climate-proof (KTW 24) and suitable for standard industrial applications and operation in marine applications.

"Intrinsic safety" type of protection EEx i according to ATEX directive 94/9/EC

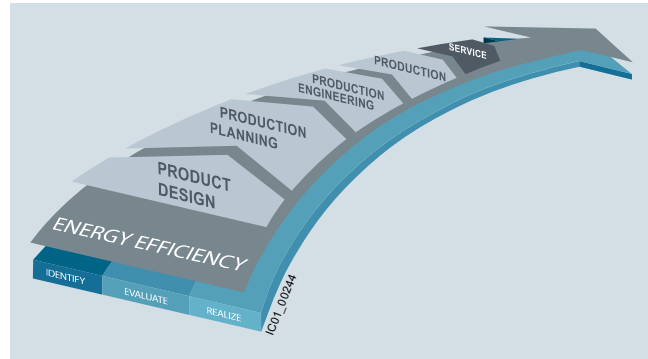
The pushbuttons and indicator lights can also be used in hazardous areas. Special versions of the 3SU1400 contact modules and 3SU1401 LED modules (only with screw terminals).

Explosion protection category for dust:
II 2D Ex tb IIIC T120°C Db

Safety EMERGENCY STOP pushbuttons according to ISO 13850

For controls according to IEC 60204-1 or EN 60204-1, the SIRIUS ACT mushroom pushbuttons are suitable for use as safety EMERGENCY STOP pushbuttons.

Advantages through energy efficiency



Energy management in industry

Overview of the energy management process

We offer you a unique portfolio for industrial energy management, using an energy management system that helps to optimally define your energy needs. We split up our industrial energy management into three phases – identify, evaluate, and realize – and we support you with the appropriate hardware and software solutions in every process phase.

The innovative products of the SIRIUS industrial controls portfolio can also make a substantial contribution to a plant's energy efficiency (see www.siemens.com/sirius/energysaving).

SIRIUS ACT pushbuttons and indicator lights contribute to energy efficiency throughout the plant as follows:

- Lower power consumption by means of LED technology
- Long service life

Safety circuits

The IEC 60947-5-1 and EN 60947-5-1 standards require positive opening. This means that for the purposes of personal safety, the assured opening of NC contacts is expressly stipulated for the electrical equipment of machines in all safety circuits and marked according to IEC 60947-5-1 with the symbol (☉).

Category 4 according to EN ISO 13849-1 can be attained with the EMERGENCY STOP mushroom pushbuttons if the corresponding fail-safe evaluation units are selected and correctly installed, e.g. the 3SK11 safety relays, the 3RK3 Modular Safety System (see [Catalog IC 10, Chapter 11, "Safety Technology"](#)) or matching units from the ASIsafe, SIMATIC or SINUMERIK product ranges.

The SIRIUS ACT pushbuttons and indicator lights can be connected to the AS-Interface communication system quickly and safely.

The following solutions are available:

- AS-Interface module
- AS-Interface module in safety-related version for EMERGENCY STOP mushroom pushbutton
- Ready-fitted AS-Interface enclosures with 1 to 6 command points

IO-Link

The SIRIUS ACT pushbuttons and indicator lights can be connected to IO-Link quickly and safely. The connection is made via a special IO-Link-module.

SIRIUS ACT Pushbuttons and Indicator Lights

General data

Technical specifications

Type	3SU1..0-AA 3SU1..0-JA	3SU1..1-AA 3SU1..1-JA	3SU1..0-AB 3SU1..0-BB 3SU1..0-CB 3SU1..0-DB 3SU1..0-JB	3SU1..1-AB 3SU1..1-BB 3SU1..1-JB	3SU1..0-HC
Product version	Pushbutton				
Operating principle of actuating element	Latching		Momentary contact		Momentary contact, latching
Optional expansion of product by light source	No	Yes	No	Yes	No
Mechanical endurance (operating cycles) typical	1 000 000		10 000 000	3 000 000	1 000 000
Switching frequency maximum	1/h	1 800	3 600		1 800
Shock resistance for devices without incandescent lamp acc. to IEC 60068-2-27	11 ms, 50 g, half-sine				
Vibration resistance acc. to IEC 60068-2-6	20 ... 500 Hz: 5 g				
IP degree of protection	IP66, IP67, IP69K				
Climate class in operation acc. to EN 60721	3K6, 3C3, 3S2, 3M6				
Ambient temperature					
• During operation	°C	-25 ... +70			
• During storage	°C	-40 ... +80			

Type	3SU1.00-AA	3SU1.00-BA 3SU1.00-CA 3SU1.30-AA 3SU1.30-BA 3SU1.50-AA 3SU1.50-BA 3SU1.50-CA	3SU1.50-EA	3SU1.01-AA 3SU1.01-BA 3SU1.51-AA 3SU1.51-BA 3SU1.51-CA	3SU1.00-AD 3SU1.00-BD 3SU1.00-CD 3SU1.30-AD 3SU1.30-BD 3SU1.50-AD 3SU1.50-BD 3SU1.50-CD	3SU1.50-ED	3SU1.01-AD 3SU1.01-BD 3SU1.31-AD 3SU1.31-BD
Product version	Mushroom pushbutton						
Operating principle of actuating element	Latching			Momentary contact			
Optional expansion of product by light source	No		Yes	No		Yes	
Mechanical endurance (operating cycles) typical	500 000		300 000	500 000	10 000 000	300 000	3 000 000
Switching frequency maximum	1/h	3 600	1 800	3 600		1 800	3 600
Shock resistance for devices without incandescent lamp acc. to IEC 60068-2-27	11 ms, 50 g, half-sine						
Vibration resistance acc. to IEC 60068-2-6	20 ... 500 Hz: 5 g						
IP degree of protection	IP66, IP67, IP69K						
Climate class in operation acc. to EN 60721	3K6, 3C3, 3S2, 3M6						
Ambient temperature							
• During operation	°C	-25 ... +70					
• During storage	°C	-40 ... +80					

Type	3SU1...-N	3SU1...-L	3SU1...-J	3SU1...-H	3SU1...-G	
Product version	EMERGENCY STOP mushroom pushbutton					
Mechanical endurance (operating cycles) typical	300 000					
Switching frequency maximum	1/h	600				
Shock resistance for devices without incandescent lamp acc. to IEC 60068-2-27	11 ms, 50 g, half-sine					
Vibration resistance acc. to IEC 60068-2-6	2 ... 500 Hz: 5 g					
IP degree of protection	IP66, IP67, IP69K					
Climate class in operation acc. to EN 60721	3K6, 3C3, 3S2, 3M6					
Ambient temperature						
• During operation	°C	-25 ... 70				
• During storage	°C	-40 ... 80				

SIRIUS ACT Pushbuttons and Indicator Lights




General data




Type	3SU1...-2A	3SU1...-2B 3SU1...-2C 3SU1...-2D 3SU1...-2E	3SU1...-3E	3SU1...-4B 3SU1...-4C 3SU1...-4D 3SU1...-4F 3SU1...-4G 3SU1...-4H 3SU1...-4J 3SU1...-4L	3SU1...-5B 3SU1...-5H 3SU1...-5J 3SU1...-5K 3SU1...-5L 3SU1...-5P 3SU1...-5Q 3SU1...-5R 3SU1...-5S 3SU1...-5T 3SU1...-5X	3SU1...-7A 3SU1...-7B
Product version	Rotary knob	Selector switch	Toggle switch	Key-operated switch		Coordinate switch
Mechanical endurance (operating cycles) typical	1 000 000					250 000
Switching frequency maximum	1/h	1 800				3 600
Shock resistance for devices without incandescent lamp acc. to IEC 60068-2-27	11 ms, 50 g, half-sine					
Vibration resistance acc. to IEC 60068-2-6	10 ... 500 Hz: 5 g					
IP degree of protection	IP66, IP67, IP69K					IP65, IP67
Ambient temperature						
• During operation	°C	-25 ... +70				
• During storage	°C	-40 ... +80				

Type	3SU1400-.....-1	3SU1400-.....-3	3SU1400-.....-5
Product version	Contact module		
Insulation voltage rated value	V	500	
Pollution degree	3		
Impulse withstand voltage rated value	kV	6	
Operational voltage type	AC/DC		
Operational voltage			
• At AC			
- Rated value	V	5 ... 500	
• At DC			
- Rated value	V	5 ... 500	
Thermal current	A	10	
Operational current, rated value			
• At AC-12			
- At 24 V	A	10	
- At 230 V	A	10	
- At 500 V	A	10	
• At AC-15			
- At 24 V	A	6	
- At 230 V	A	6	
- At 400 V	A	3	
- At 500 V	A	1.4	
• At DC-12			
- At 24 V	A	10	
- At 48 V	A	5	
- At 110 V	A	2.5	
- At 230 V	A	1	
- At 400 V	A	0.3	
- At 500 V	A	0.2	
• At DC-13			
- At 24 V	A	3	
- At 48 V	A	1.5	
- At 110 V	A	0.7	
- At 230 V	A	0.3	
- At 400 V	A	0.1	
- At 500 V	A	0.07	
Contact reliability	One contact failure per 100 million switching operations (17 V, 5 mA), One contact failure per 10 million switching operations (5 V, 1 mA)		
Mechanical endurance (operating cycles) typical	10 000 000		
Switching frequency maximum	1/s	1	

SIRIUS ACT Pushbuttons and Indicator Lights

General data

Type		3SU1400-.....-1	3SU1400-.....-3	3SU1400-.....-5
Product version		Contact module		
Fuse link version required for short-circuit protection of the auxiliary switch with type of coordination 1		gG / Dz 10 A, quick-response / Dz 16 A		
Continuous current of miniature circuit breaker C characteristic	A	10		
Vibration resistance acc. to IEC 60068-2-6		2 ... 500 Hz: 5 g		
Shock resistance for devices without incandescent lamp acc. to IEC 60068-2-27		11 ms, 50 g, half-sine		
Climate class in operation acc. to EN 60721		3K6, 3C3, 3S2, 3M6		
Ambient temperature				
• During operation	°C	-25 ... +70		
• During storage	°C	-40 ... +80		
IP degree of protection				
• of the enclosure		IP40		
• of the terminal		IP20		
Type of electrical connection		Screw terminals 	Spring-type terminals 	Socket terminals (THT) 
Type of connectable conductor cross-sections				
• For auxiliary contacts				
- Solid		2 x (1.0 .. 1.5 mm ²)	2 x (0.25 .. 1.5 mm ²)	0.8 mm x 0.8 mm x 4 mm
- With end sleeves		2 x (0.5 .. 0.75 mm ²)		--
- Finely stranded				
- Without end sleeves		2 x (0.5 .. 0.75 mm ²)	2 x (0.25 .. 1.5 mm ²)	--
- With end sleeves		2 x (0.5 .. 1.5 mm ²)	2 x (0.25 .. 0.75 mm ²)	--
• For AWG cables for auxiliary contacts		2 x (18 ... 14)	2 x (24 ... 16)	--
Tightening torque				
• For screw terminals	Nm	0.8 ... 0.9	--	


Type		3SU1401-.....-1	3SU1401-.....-3	3SU1401-.....-5
Product version		LED module		
Light source integrated in product		Yes		
Type of light source		LED		
Insulation voltage rated value	V	320		
Pollution degree		3		
Impulse withstand voltage rated value	kV	4		
Operating time typical	h	100 000		
Vibration resistance acc. to IEC 60068-2-6		2 ... 500 Hz: 5 g		
Shock resistance for devices without incandescent lamp acc. to IEC 60068-2-27		11 ms, 50 g, half-sine		
Climate class in operation acc. to EN 60721		3K6, 3C3, 3S2, 3M6		
Ambient temperature				
• During operation	°C	-25 ... +70		
• During storage	°C	-40 ... +80		
IP degree of protection of the terminal		IP20		
Type of electrical connection		Screw terminals 	Spring-type terminals 	Socket terminals (THT) 

SIRIUS ACT Pushbuttons and Indicator Lights

Actuators and Indicators, 22 mm, Round, Plastic, Black Complete Units


Pushbuttons

Selection and ordering data

Supply voltage for light source		Color	Number of NO contacts	Number of NC contacts	DT	Screw terminals 	PU (UNIT, SET, M)	PS*	PG
At AC	At DC								
V	V			Article No.	Price per PU				


Pushbuttons

Pushbuttons with flat button, momentary contact

	--	--	Black	1	0	A	3SU1100-0AB10-1BA0	1	1 unit	41J
				0	1	A	3SU1100-0AB10-1CA0	1	1 unit	41J
			Red	1	0	A	3SU1100-0AB20-1BA0	1	1 unit	41J
				0	1	A	3SU1100-0AB20-1CA0	1	1 unit	41J
			Yellow	1	0	B	3SU1100-0AB30-1BA0	1	1 unit	41J
			Green	1	0	A	3SU1100-0AB40-1BA0	1	1 unit	41J
			Blue	1	0	A	3SU1100-0AB50-1BA0	1	1 unit	41J
			White	1	0	A	3SU1100-0AB60-1BA0	1	1 unit	41J
		Clear	1	0	B	3SU1100-0AB70-1BA0	1	1 unit	41J	


3SU1100-0AB40-1BA0

Pushbuttons with raised button, momentary contact


	--	--	Black	0	1	B	3SU1100-0BB10-1CA0	1	1 unit	41J
			Red	0	1	B	3SU1100-0BB20-1CA0	1	1 unit	41J
			Blue	1	0	B	3SU1100-0BB50-1BA0	1	1 unit	41J

3SU1100-0BB20-1CA0

Illuminated pushbuttons with flat button, momentary contact with integrated LED

	24	24	Red	1	0	B	3SU1102-0AB20-1BA0	1	1 unit	41J
				0	1	A	3SU1102-0AB20-1CA0	1	1 unit	41J
			Yellow	1	0	A	3SU1102-0AB30-1BA0	1	1 unit	41J
			Green	1	0	A	3SU1102-0AB40-1BA0	1	1 unit	41J
			Blue	1	0	A	3SU1102-0AB50-1BA0	1	1 unit	41J
			White	1	0	A	3SU1102-0AB60-1BA0	1	1 unit	41J
			Clear	1	0	A	3SU1102-0AB70-1BA0	1	1 unit	41J

3SU1102-0AB40-1BA0


	110	--	Red	0	1	B	3SU1103-0AB20-1CA0	1	1 unit	41J
			Yellow	1	0	B	3SU1103-0AB30-1BA0	1	1 unit	41J
			Green	1	0	B	3SU1103-0AB40-1BA0	1	1 unit	41J
			Blue	1	0	B	3SU1103-0AB50-1BA0	1	1 unit	41J
			White	1	0	B	3SU1103-0AB60-1BA0	1	1 unit	41J
			Clear	1	0	B	3SU1103-0AB70-1BA0	1	1 unit	41J

3SU1103-0AB20-1CA0

SIRIUS ACT Pushbuttons and Indicator Lights

Actuators and Indicators, 22 mm, Round, Plastic, Black Complete Units

Pushbuttons

Supply voltage for light source		Color	Number of NO contacts	Number of NC contacts	DT	Screw terminals 	PU (UNIT, SET, M)	PS*	PG
At AC	At DC								
V	V					Article No.	Price per PU		

Pushbuttons

Illuminated pushbuttons with flat button, momentary contact with integrated LED



3SU1106-0AB40-1BA0

230	--	Red	0	1	B	3SU1106-0AB20-1CA0	1	1 unit	41J
		Yellow	1	0	B	3SU1106-0AB30-1BA0	1	1 unit	41J
		Green	1	0	B	3SU1106-0AB40-1BA0	1	1 unit	41J
		Blue	1	0	B	3SU1106-0AB50-1BA0	1	1 unit	41J
		White	1	0	B	3SU1106-0AB60-1BA0	1	1 unit	41J
		Clear	1	0	B	3SU1106-0AB70-1BA0	1	1 unit	41J

Spring-type terminals

Pushbuttons with flat button, momentary contact



3SU1100-0AB30-3BA0

--	--	Black	1	0	B	3SU1100-0AB10-3BA0	1	1 unit	41J
			0	1	B	3SU1100-0AB10-3CA0	1	1 unit	41J
		Red	0	1	B	3SU1100-0AB20-3CA0	1	1 unit	41J
		Yellow	1	0	B	3SU1100-0AB30-3BA0	1	1 unit	41J
		Green	1	0	B	3SU1100-0AB40-3BA0	1	1 unit	41J
		Blue	1	0	B	3SU1100-0AB50-3BA0	1	1 unit	41J
		White	1	0	B	3SU1100-0AB60-3BA0	1	1 unit	41J

Illuminated pushbuttons with flat button, momentary contact with integrated LED



3SU1102-0AB20-3CA0

24	24	Red	0	1	B	3SU1102-0AB20-3CA0	1	1 unit	41J
		Yellow	1	0	B	3SU1102-0AB30-3BA0	1	1 unit	41J
		Green	1	0	B	3SU1102-0AB40-3BA0	1	1 unit	41J
		Blue	1	0	B	3SU1102-0AB50-3BA0	1	1 unit	41J
		White	1	0	B	3SU1102-0AB60-3BA0	1	1 unit	41J
		Clear	1	0	B	3SU1102-0AB70-3BA0	1	1 unit	41J

110	--	Red	0	1	B	3SU1103-0AB20-3CA0	1	1 unit	41J
		Green	1	0	B	3SU1103-0AB40-3BA0	1	1 unit	41J
		White	1	0	B	3SU1103-0AB60-3BA0	1	1 unit	41J
		Clear	1	0	B	3SU1103-0AB70-3BA0	1	1 unit	41J


230	--	Red	0	1	B	3SU1106-0AB20-3CA0	1	1 unit	41J
		Green	1	0	B	3SU1106-0AB40-3BA0	1	1 unit	41J
		White	1	0	B	3SU1106-0AB60-3BA0	1	1 unit	41J
		Clear	1	0	B	3SU1106-0AB70-3BA0	1	1 unit	41J

SIRIUS ACT Pushbuttons and Indicator Lights

Actuators and Indicators, 22 mm, Round, Plastic, Black
Complete Units

Mushroom pushbuttons / EMERGENCY STOP mushroom pushbuttons


Selection and ordering data

Unlatching method	Number of NO contacts	Number of NC contacts	DT	Screw terminals 	PU (UNIT, SET, M)	PS*	PG
				Article No.	Price per PU		

Mushroom pushbuttons

With red mushroom, diameter 40 mm, latching


Pull to unlatch	0	1	B	3SU1100-1BA20-1CA0	1	1 unit	41J
-----------------	---	---	---	---------------------------	---	--------	-----

				Spring-type terminals 			
Pull to unlatch	0	1	B	3SU1100-1BA20-3CA0	1	1 unit	41J



3SU1100-1BA20-3CA0

Selection and ordering data

Unlatching method	Number of NO contacts	Number of NC contacts	Marking	DT	Screw terminals 	PU (UNIT, SET, M)	PS*	PG
				Article No.	Price per PU			

EMERGENCY STOP mushroom pushbuttons, tamper-proof, in accordance with ISO 13850 and IEC 60947-5-5

With red mushroom, diameter 40 mm, with positive latching

Pull to unlatch	0	1	NOT-HALT 	B	3SU1100-1HA20-1CH0	1	1 unit	41J
-----------------	---	---	--	---	---------------------------	---	--------	-----

Rotate to unlatch	0	1	None 	B	3SU1100-1HB20-1CF0	1	1 unit	41J
-------------------	---	---	--	---	---------------------------	---	--------	-----

	0	1	EMERGENCY STOP 	B	3SU1100-1HB20-1CG0	1	1 unit	41J
--	---	---	--	---	---------------------------	---	--------	-----

	0	1	NOT-HALT 	A	3SU1100-1HB20-1CH0	1	1 unit	41J
--	---	---	--	---	---------------------------	---	--------	-----

	0	1	ARRET D'URGENCE 	B	3SU1100-1HB20-1CJ0	1	1 unit	41J
--	---	---	---	---	---------------------------	---	--------	-----

				Spring-type terminals 				
Rotate to unlatch	0	1	NOT-HALT 	B	3SU1100-1HB20-3CH0	1	1 unit	41J

	0	1	NOT-HALT 	B	3SU1100-1HB20-3CH0	1	1 unit	41J
--	---	---	--	---	---------------------------	---	--------	-----




3SU1100-1HA20-1CH0



3SU1100-1HB20-1CH0



3SU1100-1HB20-3CH0


 Positive opening according to IEC 60947-5-1, Appendix K.
Can be used with 3SK11 safety relays or the 3RK3 Modular Safety System;
see Catalog IC 10, Chapter 11, "Safety Technology".
Certificate:

SIRIUS ACT Pushbuttons and Indicator Lights

Actuators and Indicators, 22 mm, Round, Plastic, Black Complete Units


Selector switches

Selection and ordering data

Operating principle	Supply voltage	Number of NO contacts	Number of NC contacts	DT	Screw terminals		PU (UNIT, SET, M)	PS*	PG
	V				Article No.	Price per PU			

Selector switches

Short black actuator, 2 switch positions, can be illuminated, white

Latching, 90°	--	1	0	A	3SU1100-2BF60-1BA0		1	1 unit	41J
	--	1	1	A	3SU1100-2BF60-1MA0		1	1 unit	41J
	--	1	0	B	3SU1103-2BF60-1BA0		1	1 unit	41J

Short black actuator, 3 switch positions, can be illuminated, white



Momentary contact, 2x45°, reset from left + right	--	2	0	A	3SU1100-2BM60-1NA0		1	1 unit	41J
---	----	---	---	---	---------------------------	--	---	--------	-----



Latching, 2x45°	--	2	0	A	3SU1100-2BL60-1NA0		1	1 unit	41J
-----------------	----	---	---	---	---------------------------	--	---	--------	-----



Short black actuator, 2 switch positions, can be illuminated, white

					Spring-type terminals				
Latching, 90°	--	1	0	B	3SU1100-2BF60-3BA0		1	1 unit	41J
	--	1	1	B	3SU1100-2BF60-3MA0		1	1 unit	41J

Short black actuator, 3 switch positions, can be illuminated, white

Momentary contact, 2x45°, reset from left + right	--	2	0	B	3SU1100-2BM60-3NA0		1	1 unit	41J
---	----	---	---	---	---------------------------	--	---	--------	-----



Latching, 2x45°	--	2	0	B	3SU1100-2BL60-3NA0		1	1 unit	41J
-----------------	----	---	---	---	---------------------------	--	---	--------	-----



3SU1100-2BF60-1BA0




3SU1100-2BL60-3NA0

SIRIUS ACT Pushbuttons and Indicator Lights

Actuators and Indicators, 22 mm, Round, Plastic, Black
Complete Units

Key-operated switches

Selection and ordering data

Operating principle	Switch position for key removal	Number of NO contacts	Number of NC contacts	DT	Screw terminals 	PU (UNIT, SET, M)	PS*	PG
					Article No.	Price per PU		

Key-operated switches with 2 keys

With Ronis lock, SB30, 2 switch positions (O+I)

Latching, 90°
(10:30/1:30 o'clock)



O+I

1

0

A

3SU1100-4BF11-1BA0

1

1 unit

41J

With Ronis lock, SB30, 3 switch positions (I+O+II)

Latching, 2x45°
(10:30/1:30 o'clock)



O+I+II

2

0

B

3SU1100-4BL11-1NA0

1

1 unit

41J

With Ronis lock, SB30, 2 switch positions (O+I)

Latching, 90°
(10:30/1:30 o'clock)




O+I

1

0

B

Spring-type terminals 

3SU1100-4BF11-3BA0

1

1 unit

41J



3SU1100-4BF11-1BA0



3SU1100-4BF11-3BA0

SIRIUS ACT Pushbuttons and Indicator Lights

Actuators and Indicators, 22 mm, Round, Plastic, Black Complete Units


Indicator lights

Selection and ordering data


Operational voltage		Color		DT	Screw terminals	PU (UNIT, SET, M)	PS*	PG
At AC, rated value	At DC, rated value	Of actuating element	Of light source					
V					Article No.	Price per PU		

Indicator lights


With smooth lens and integrated LED

	24	24	Red	Red	A	3SU1102-6AA20-1AA0	1	1 unit	41J
			Yellow	Yellow	A	3SU1102-6AA30-1AA0	1	1 unit	41J
			Green	Green	A	3SU1102-6AA40-1AA0	1	1 unit	41J
			Blue	Blue	A	3SU1102-6AA50-1AA0	1	1 unit	41J
			White	White	A	3SU1102-6AA60-1AA0	1	1 unit	41J
			Clear	White	A	3SU1102-6AA70-1AA0	1	1 unit	41J


3SU1102-6AA30-1AA0

	110	--	Amber	Amber	B	3SU1103-6AA00-1AA0	1	1 unit	41J
			Red	Red	A	3SU1103-6AA20-1AA0	1	1 unit	41J
			Yellow	Yellow	A	3SU1103-6AA30-1AA0	1	1 unit	41J
			Green	Green	A	3SU1103-6AA40-1AA0	1	1 unit	41J
			Blue	Blue	B	3SU1103-6AA50-1AA0	1	1 unit	41J
			White	White	A	3SU1103-6AA60-1AA0	1	1 unit	41J
			Clear	White	B	3SU1103-6AA70-1AA0	1	1 unit	41J


3SU1103-6AA00-1AA0

	230	--	Amber	Amber	B	3SU1106-6AA00-1AA0	1	1 unit	41J
			Red	Red	A	3SU1106-6AA20-1AA0	1	1 unit	41J
			Yellow	Yellow	A	3SU1106-6AA30-1AA0	1	1 unit	41J
			Green	Green	A	3SU1106-6AA40-1AA0	1	1 unit	41J
			Blue	Blue	B	3SU1106-6AA50-1AA0	1	1 unit	41J
			White	White	A	3SU1106-6AA60-1AA0	1	1 unit	41J
			Clear	White	B	3SU1106-6AA70-1AA0	1	1 unit	41J


3SU1106-6AA50-1AA0

					Spring-type terminals				
	24	24	Red	Red	B	3SU1102-6AA20-3AA0	1	1 unit	41J
			Yellow	Yellow	B	3SU1102-6AA30-3AA0	1	1 unit	41J
			Green	Green	B	3SU1102-6AA40-3AA0	1	1 unit	41J
			Blue	Blue	B	3SU1102-6AA50-3AA0	1	1 unit	41J
			White	White	B	3SU1102-6AA60-3AA0	1	1 unit	41J
			Clear	White	B	3SU1102-6AA70-3AA0	1	1 unit	41J

3SU1102-6AA20-3AA0

	110	--	Red	Red	B	3SU1103-6AA20-3AA0	1	1 unit	41J
			Yellow	Yellow	B	3SU1103-6AA30-3AA0	1	1 unit	41J
			Green	Green	B	3SU1103-6AA40-3AA0	1	1 unit	41J
			Blue	Blue	B	3SU1103-6AA50-3AA0	1	1 unit	41J
			White	White	B	3SU1103-6AA60-3AA0	1	1 unit	41J
			Clear	White	B	3SU1103-6AA70-3AA0	1	1 unit	41J

3SU1102-6AA40-3AA0

	230	--	Red	Red	B	3SU1106-6AA20-3AA0	1	1 unit	41J
			Yellow	Yellow	B	3SU1106-6AA30-3AA0	1	1 unit	41J
			Green	Green	B	3SU1106-6AA40-3AA0	1	1 unit	41J
			Blue	Blue	B	3SU1106-6AA50-3AA0	1	1 unit	41J
			White	White	B	3SU1106-6AA60-3AA0	1	1 unit	41J
			Clear	White	B	3SU1106-6AA70-3AA0	1	1 unit	41J

SIRIUS ACT Pushbuttons and Indicator Lights

Actuators and Indicators, 22 mm, Round, Plastic, Black
Compact Units

Sensor switches / Pushbuttons with extended stroke

Selection and ordering data

Operating principle	Number of NO contacts	Number of NC contacts	Color	DT	M12 connector, 4-pin	PU (UNIT, SET, M)	PS*	PG
					Article No.	Price per PU		

Sensor switches



Whether integrated in the two-hand operation console or installed as a door opening contact, the capacitive sensor switch is suitable for many different applications in industrial environments.

The switch is actuated by simple contact with the hand or other part of the body (i.e. without the application of pressure). As a result, these switches are rugged, extremely durable and have the highest possible degree of protection (IP69K).

Without pressure 1 0 Black A

3SU1200-1SK10-2SA0

					3SU1200-1SK10-2SA0	1	1 unit	41J
--	--	--	--	--	---------------------------	---	--------	-----

Selection and ordering data

Version	Color	DT	Article No.	Price per PU	PU (UNIT, SET, M)	PS*	PG
---------	-------	----	-------------	--------------	-------------------	-----	----

Pushbuttons with extended stroke



Pushbuttons with flat button


Red
Green

B
B

3SU1200-0EB20-0AA0
3SU1200-0EB40-0AA0

1 1 unit 41J
1 1 unit 41J

3SU1200-0EB20-0AA0



Pushbuttons with raised button

Black

A

3SU1200-0FB10-0AA0

1 1 unit 41J

3SU1200-0FB10-0AA0



Illuminated pushbuttons with flat button

Red
Clear

A
A


3SU1201-0EB20-0AA0
3SU1201-0EB70-0AA0

1 1 unit 41J
1 1 unit 41J

3SU1201-0EB70-0AA0

Version	Material	Color	DT	Article No.	Price per PU	PU (UNIT, SET, M)	PS*	PG
---------	----------	-------	----	-------------	--------------	-------------------	-----	----

Accessories



Extension plungers

Plastic Black A

For compensation of the distance between the pushbutton and the unlatching button of an overload relay

3SU1900-0KG10-0AA0

1 1 unit 41J






SIRIUS ACT Pushbuttons and Indicator Lights

Actuators and Indicators, 22 mm, Round, Plastic, Black




Actuating and Signaling Elements

Pushbuttons

Selection and ordering data

Version of actuating element Front ring version	Operating principle Unlatching method	Color, marking	DT	Article No.	Price per PU	PU (UNIT, SET, M)	PS*	PG	
Pushbuttons									
 3SU1000-0AB20-0AD0	Pushbuttons with flat button Standard	Momentary contact	Black	A	3SU1000-0AB10-0AA0		1	1 unit	41J
			Black, "O"	B	3SU1000-0AB10-0AD0		1	1 unit	41J
			Red	A	3SU1000-0AB20-0AA0		1	1 unit	41J
			Red, "O"	A	3SU1000-0AB20-0AD0		1	1 unit	41J
			Yellow	A	3SU1000-0AB30-0AA0		1	1 unit	41J
			Green	A	3SU1000-0AB40-0AA0		1	1 unit	41J
			Green, "I"	A	3SU1000-0AB40-0AC0		1	1 unit	41J
			Blue	A	3SU1000-0AB50-0AA0		1	1 unit	41J
			Blue, "R"	B	3SU1000-0AB50-0AR0		1	1 unit	41J
			White	A	3SU1000-0AB60-0AA0		1	1 unit	41J
			White, "I"	B	3SU1000-0AB60-0AC0		1	1 unit	41J
			Clear	A	3SU1000-0AB70-0AA0		1	1 unit	41J
			Gray	B	3SU1000-0AB80-0AA0		1	1 unit	41J
 3SU1000-0AA30-0AA0	Latching Push to unlatch	Black	B	3SU1000-0AA10-0AA0		1	1 unit	41J	
		Red	B	3SU1000-0AA20-0AA0		1	1 unit	41J	
		Yellow	B	3SU1000-0AA30-0AA0		1	1 unit	41J	
		Green	B	3SU1000-0AA40-0AA0		1	1 unit	41J	
		Blue	B	3SU1000-0AA50-0AA0		1	1 unit	41J	
		White	B	3SU1000-0AA60-0AA0		1	1 unit	41J	
 3SU1000-0BB30-0AA0	Pushbuttons with raised button Standard	Momentary contact	Black	A	3SU1000-0BB10-0AA0		1	1 unit	41J
			Red	A	3SU1000-0BB20-0AA0		1	1 unit	41J
			Yellow	B	3SU1000-0BB30-0AA0		1	1 unit	41J
			Green	B	3SU1000-0BB40-0AA0		1	1 unit	41J
			Blue	B	3SU1000-0BB50-0AA0		1	1 unit	41J
			White	B	3SU1000-0BB60-0AA0		1	1 unit	41J
 3SU1000-0CB40-0AA0	Pushbuttons with flat button Raised	Momentary contact	Black	B	3SU1000-0CB10-0AA0		1	1 unit	41J
			Red	B	3SU1000-0CB20-0AA0		1	1 unit	41J
			Yellow	B	3SU1000-0CB30-0AA0		1	1 unit	41J
			Green	B	3SU1000-0CB40-0AA0		1	1 unit	41J
			Blue	B	3SU1000-0CB50-0AA0		1	1 unit	41J
			White	B	3SU1000-0CB60-0AA0		1	1 unit	41J
 3SU1000-0DB50-0AA0	Pushbuttons with flat button Raised, castellated	Momentary contact	Black	B	3SU1000-0DB10-0AA0		1	1 unit	41J
			Red	B	3SU1000-0DB20-0AA0		1	1 unit	41J
			Yellow	B	3SU1000-0DB30-0AA0		1	1 unit	41J
			Green	B	3SU1000-0DB40-0AA0		1	1 unit	41J
			Blue	B	3SU1000-0DB50-0AA0		1	1 unit	41J
			White	B	3SU1000-0DB60-0AA0		1	1 unit	41J

SIRIUS ACT Pushbuttons and Indicator LightsActuators and Indicators, 22 mm, Round, Plastic, Black
Actuating and Signaling Elements**Pushbuttons**

Version of actuating element Front ring version	Operating principle Unlatching method	Color	DT	Article No.	Price per PU	PU (UNIT, SET, M)	PS*	PG
Pushbuttons								
 3SU1001-0AB40-0AA0	Momentary contact Standard	Amber	B	3SU1001-0AB00-0AA0		1	1 unit	41J
		Black	A	3SU1001-0AB10-0AA0		1	1 unit	41J
		Red	A	3SU1001-0AB20-0AA0		1	1 unit	41J
		Yellow	A	3SU1001-0AB30-0AA0		1	1 unit	41J
		Green	A	3SU1001-0AB40-0AA0		1	1 unit	41J
		Blue	A	3SU1001-0AB50-0AA0		1	1 unit	41J
		White	A	3SU1001-0AB60-0AA0		1	1 unit	41J
	Clear	A	3SU1001-0AB70-0AA0		1	1 unit	41J	
	Latching Push to unlatch	Red	B	3SU1001-0AA20-0AA0		1	1 unit	41J
		Yellow	B	3SU1001-0AA30-0AA0		1	1 unit	41J
		Green	A	3SU1001-0AA40-0AA0		1	1 unit	41J
		Blue	B	3SU1001-0AA50-0AA0		1	1 unit	41J
		White	B	3SU1001-0AA60-0AA0		1	1 unit	41J
Clear		B	3SU1001-0AA70-0AA0		1	1 unit	41J	
 3SU1001-0BB70-0AA0	Momentary contact Standard	Red	A	3SU1001-0BB20-0AA0		1	1 unit	41J
		Yellow	B	3SU1001-0BB30-0AA0		1	1 unit	41J
		Green	B	3SU1001-0BB40-0AA0		1	1 unit	41J
		Blue	B	3SU1001-0BB50-0AA0		1	1 unit	41J
		Clear	B	3SU1001-0BB70-0AA0		1	1 unit	41J
 3SU1001-0DB50-0AA0	Momentary contact Raised, castellated	Blue	B	3SU1001-0DB50-0AA0		1	1 unit	41J





SIRIUS ACT Pushbuttons and Indicator Lights

Actuators and Indicators, 22 mm, Round, Plastic, Black

Actuating and Signaling Elements

Twin pushbuttons

Selection and ordering data

Version of actuating element	Operating principle	Color	Marking	DT	Article No.	Price per PU	PU (UNIT, SET, M)	PS*	PG	
Twin pushbuttons										
 3SU1000-3AB66-0AL0	Twin pushbuttons flat, flat	Momentary contact	Green / Red	--	B	3SU1000-3AB42-0AA0		1	1 unit	41J
				"I" / "O"	A	3SU1000-3AB42-0AK0		1	1 unit	41J
			White / Black	--	B	3SU1000-3AB61-0AA0		1	1 unit	41J
				"I" / "O"	A	3SU1000-3AB61-0AK0		1	1 unit	41J
			White / White	--	B	3SU1000-3AB66-0AA0		1	1 unit	41J
				"-" / "+"	B	3SU1000-3AB66-0AL0		1	1 unit	41J
				Arrows, hor.	B	3SU1000-3AB66-0AM0		1	1 unit	41J
				Arrows, vert.	B	3SU1000-3AB66-0AN0		1	1 unit	41J
			Black / Black	--	B	3SU1000-3AB11-0AA0		1	1 unit	41J
				Symbol No. 5264 / 5265 (IEC 60417)	B	3SU1000-3AB11-0AQ0		1	1 unit	41J
 3SU1000-3BB42-0AK0	Twin pushbuttons flat, raised	Momentary contact	Green / Red	--	B	3SU1000-3BB42-0AA0		1	1 unit	41J
				"I" / "O"	A	3SU1000-3BB42-0AK0		1	1 unit	41J
			White / Black	--	B	3SU1000-3BB61-0AA0		1	1 unit	41J
				"I" / "O"	B	3SU1000-3BB61-0AK0		1	1 unit	41J
 3SU1001-3AB42-0AN0	Twin pushbuttons flat, flat, illuminated	Momentary contact	Green / Red	--	B	3SU1001-3AB42-0AA0		1	1 unit	41J
				"I" / "O"	A	3SU1001-3AB42-0AK0		1	1 unit	41J
				Arrows, vert.	B	3SU1001-3AB42-0AN0		1	1 unit	41J
			White / Black	--	B	3SU1001-3AB61-0AA0		1	1 unit	41J
				"I" / "O"	A	3SU1001-3AB61-0AK0		1	1 unit	41J
			White / White	--	B	3SU1001-3AB66-0AA0		1	1 unit	41J
				"-" / "+"	B	3SU1001-3AB66-0AL0		1	1 unit	41J
				Arrows, vert.	B	3SU1001-3AB66-0AN0		1	1 unit	41J
				Symbols "Circular saw blade" / "Tilt tipper"	B	3SU1001-3AB66-0AP0		1	1 unit	41J
			 3SU1001-3BB61-0AK0	Twin pushbuttons flat, raised, illuminated	Momentary contact	Green / Red	--	B	3SU1001-3BB42-0AA0	
	"I" / "O"	A				3SU1001-3BB42-0AK0		1	1 unit	41J
White / Black	--	B				3SU1001-3BB61-0AA0		1	1 unit	41J
	"I" / "O"	B				3SU1001-3BB61-0AK0		1	1 unit	41J

SIRIUS ACT Pushbuttons and Indicator Lights


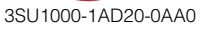





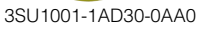




Actuators and Indicators, 22 mm, Round, Plastic, Black
Actuating and Signaling Elements

Mushroom pushbuttons

Selection and ordering data

Version of actuating element	Operating principle Unlatching method	Color, marking	DT	Article No.	Price per PU	PU (UNIT, SET, M)	PS*	PG
------------------------------	--	----------------	----	-------------	--------------	-------------------	-----	----

Mushroom pushbuttons

	Mushroom pushbuttons 30 mm diameter, 2 positions	Momentary contact	Black	A	3SU1000-1AD10-0AA0	1	1 unit	41J		
			Red	B	3SU1000-1AD20-0AA0	1	1 unit	41J		
			Yellow	B	3SU1000-1AD30-0AA0	1	1 unit	41J		
			Green	B	3SU1000-1AD40-0AA0	1	1 unit	41J		
	3SU1000-1AD20-0AA0	Latching, Pull to unlatch	Black	A	3SU1000-1AA10-0AA0	1	1 unit	41J		
			Red	A	3SU1000-1AA20-0AA0	1	1 unit	41J		
			Yellow	B	3SU1000-1AA30-0AA0	1	1 unit	41J		
	Mushroom pushbuttons 40 mm diameter, 2 positions	Momentary contact	Black	A	3SU1000-1BD10-0AA0	1	1 unit	41J		
			Red	A	3SU1000-1BD20-0AA0	1	1 unit	41J		
			Yellow	B	3SU1000-1BD30-0AA0	1	1 unit	41J		
			Green	A	3SU1000-1BD40-0AA0	1	1 unit	41J		
	3SU1000-1BD40-0AA0	Latching, Pull to unlatch	Black	A	3SU1000-1BA10-0AA0	1	1 unit	41J		
			Red	A	3SU1000-1BA20-0AA0	1	1 unit	41J		
			Red "O"	B	3SU1000-1BA20-0AD0	1	1 unit	41J		
	Yellow	B	3SU1000-1BA30-0AA0	1	1 unit	41J				
	Green	B	3SU1000-1BA40-0AA0	1	1 unit	41J				
	Mushroom pushbuttons 60 mm diameter, 2 positions	Momentary contact	Black	B	3SU1000-1CD10-0AA0	1	1 unit	41J		
			Red	B	3SU1000-1CD20-0AA0	1	1 unit	41J		
			Yellow	B	3SU1000-1CD30-0AA0	1	1 unit	41J		
			Green	B	3SU1000-1CD40-0AA0	1	1 unit	41J		
	3SU1000-1CD10-0AA0	Latching, Pull to unlatch	Black	B	3SU1000-1CA10-0AA0	1	1 unit	41J		
			Red	B	3SU1000-1CA20-0AA0	1	1 unit	41J		
	Mushroom pushbuttons 30 mm diameter, 2 positions, illuminated	Momentary contact	Red	B	3SU1001-1AD20-0AA0	1	1 unit	41J		
			Yellow	B	3SU1001-1AD30-0AA0	1	1 unit	41J		
			Green	B	3SU1001-1AD40-0AA0	1	1 unit	41J		
			Blue	B	3SU1001-1AD50-0AA0	1	1 unit	41J		
			White	B	3SU1001-1AD60-0AA0	1	1 unit	41J		
			Clear	B	3SU1001-1AD70-0AA0	1	1 unit	41J		
				Latching	Red	A	3SU1001-1AA20-0AA0	1	1 unit	41J
	3SU1001-1AD30-0AA0	Pull to unlatch	Yellow	B	3SU1001-1AA30-0AA0	1	1 unit	41J		
			Green	B	3SU1001-1AA40-0AA0	1	1 unit	41J		
			Blue	B	3SU1001-1AA50-0AA0	1	1 unit	41J		
			Clear	B	3SU1001-1AA70-0AA0	1	1 unit	41J		
				Latching	Red	A	3SU1001-1BA20-0AA0	1	1 unit	41J
				Yellow	B	3SU1001-1BA30-0AA0	1	1 unit	41J	
	Mushroom pushbuttons 40 mm diameter, 2 positions, illuminated	Momentary contact	Yellow	B	3SU1001-1BD30-0AA0	1	1 unit	41J		
			Green	B	3SU1001-1BD40-0AA0	1	1 unit	41J		
			White	B	3SU1001-1BD60-0AA0	1	1 unit	41J		
			Clear	B	3SU1001-1BD70-0AA0	1	1 unit	41J		
	3SU1001-1BA50-0AA0	Latching, Pull to unlatch	Red	A	3SU1001-1BA20-0AA0	1	1 unit	41J		
			Yellow	B	3SU1001-1BA30-0AA0	1	1 unit	41J		
			Green	B	3SU1001-1BA40-0AA0	1	1 unit	41J		
			Blue	B	3SU1001-1BA50-0AA0	1	1 unit	41J		
			Clear	B	3SU1001-1BA70-0AA0	1	1 unit	41J		
	Mushroom pushbuttons with raised mushroom, 40 mm diameter, 2 positions	With positive latching, tamper-proof	Black	A	3SU1000-1HB10-0AA0	1	1 unit	41J		
		Rotate to unlatch	Blue	B	3SU1000-1HB50-0AA0	1	1 unit	41J		
	3SU1000-1HB10-0AA0									

SIRIUS ACT Pushbuttons and Indicator Lights

Actuators and Indicators, 22 mm, Round, Plastic, Black Actuating and Signaling Elements

EMERGENCY STOP mushroom pushbuttons

Selection and ordering data

Version of actuating element	Outer diameter of mushroom mm	Make of lock	Color	DT	Article No.	Price per PU	PU (UNIT, SET, M)	PS*	PG
------------------------------	----------------------------------	--------------	-------	----	-------------	--------------	-------------------	-----	----

EMERGENCY STOP mushroom pushbuttons

With pull-to-unlatch mechanism

Tamper-proof,
2 positions

40

--

Red

A

3SU1000-1HA20-0AA0

1

1 unit

41J



3SU1000-1HA20-0AA0

With rotate-to-unlatch mechanism

Tamper-proof,
2 positions

33.8

--

Red

A

3SU1000-1GB20-0AA0

1

1 unit

41J



3SU1000-1GB20-0AA0

40

--

Red

A

3SU1000-1HB20-0AA0

1

1 unit

41J



3SU1000-1HB20-0AA0

60

--

Red

A

3SU1000-1JB20-0AA0

1

1 unit

41J



3SU1000-1JB20-0AA0

With rotate-to-unlatch mechanism, can be illuminated

Tamper-proof,
2 positions

33.4

--

Red

B

3SU1001-1GB20-0AA0

1

1 unit

41J

40

--

Red

A

3SU1001-1HB20-0AA0

1

1 unit

41J

60

--

Red

B

3SU1001-1JB20-0AA0

1

1 unit

41J



3SU1001-1HB20-0AA0

SIRIUS ACT Pushbuttons and Indicator LightsActuators and Indicators, 22 mm, Round, Plastic, Black
Actuating and Signaling Elements**EMERGENCY STOP mushroom pushbuttons**

Version of actuating element	Outer diameter of mushroom mm	Make of lock	Color	DT	Article No.	Price per PU	PU (UNIT, SET, M)	PS*	PG
------------------------------	----------------------------------	--------------	-------	----	-------------	--------------	-------------------	-----	----

EMERGENCY STOP mushroom pushbuttons**With key-operated release**Tamper-proof,
2 positions

40

RONIS SB30
RONIS 455Red
RedA
B**3SU1000-1HF20-0AA0**
3SU1000-1HG20-0AA01 1 unit 41J
1 1 unit 41J

3SU1000-1HF20-0AA0



3SU1000-1HK20-0AA0



3SU1000-1HQ20-0AA0



3SU1000-1HR20-0AA0

BKS S1
BKS E7
BKS E9Red
Red
RedA
B
B**3SU1000-1HK20-0AA0**
3SU1000-1HM20-0AA0
3SU1000-1HN20-0AA01 1 unit 41J
1 1 unit 41J
1 1 unit 41J

O.M.R. 73037

Red

A

3SU1000-1HQ20-0AA0

1 1 unit 41J

CES SSG10
CES SSP9
CES SMS1Red
Red
RedA
A
B**3SU1000-1HR20-0AA0**
3SU1000-1HS20-0AA0
3SU1000-1HT20-0AA01 1 unit 41J
1 1 unit 41J
1 1 unit 41J

SIRIUS ACT Pushbuttons and Indicator Lights

Actuators and Indicators, 22 mm, Round, Plastic, Black Actuating and Signaling Elements

Selector switches

Selection and ordering data

Version of actuating element	Operating principle	Color	DT	Article No.	Price per PU	PU (UNIT, SET, M)	PS*	PG
------------------------------	---------------------	-------	----	-------------	--------------	-------------------	-----	----

Selector switches

2 switch positions (O-I), can be illuminated

Selector, short black actuator

Momentary contact, 45°
(10:30/12 o'clock),
reset from center to left



Red	B
Yellow	B
Green	B
Blue	B
White	A

3SU1002-2BC20-0AA0
3SU1002-2BC30-0AA0
3SU1002-2BC40-0AA0
3SU1002-2BC50-0AA0
3SU1002-2BC60-0AA0

1	1 unit	41J
1	1 unit	41J
1	1 unit	41J
1	1 unit	41J
1	1 unit	41J

3SU1002-2BC40-0AA0

Latching, 90°
(10:30/1:30 o'clock)



Red	A
Yellow	B
Green	A
Blue	A
White	A

3SU1002-2BF20-0AA0
3SU1002-2BF30-0AA0
3SU1002-2BF40-0AA0
3SU1002-2BF50-0AA0
3SU1002-2BF60-0AA0

1	1 unit	41J
1	1 unit	41J
1	1 unit	41J
1	1 unit	41J
1	1 unit	41J

3SU1002-2BF30-0AA0

Selector, long black actuator

Latching, 90°
(10:30/1:30 o'clock)



Red	B
White	B

3SU1002-2CF20-0AA0
3SU1002-2CF60-0AA0

1	1 unit	41J
1	1 unit	41J

3SU1002-2CF20-0AA0

Rotary knob

Latching, 90°
(10:30/1:30 o'clock)



Red	B
White	A

3SU1002-2AF20-0AA0
3SU1002-2AF60-0AA0

1	1 unit	41J
1	1 unit	41J

3SU1002-2AF20-0AA0

SIRIUS ACT Pushbuttons and Indicator Lights

Actuators and Indicators, 22 mm, Round, Plastic, Black
Actuating and Signaling Elements

Selector switches

Version of actuating element	Operating principle	Color	DT	Article No.	Price per PU	PU (UNIT, SET, M)	PS*	PG
------------------------------	---------------------	-------	----	-------------	--------------	-------------------	-----	----

Selector switches

3 switch positions (I+O+II), can be illuminated

Selector, short black actuator

Momentary contact, 2x45° (10:30/12/1:30 o'clock), reset from left + right



Red B
Yellow B
Green A
Blue B
White A

3SU1002-2BM20-0AA0
3SU1002-2BM30-0AA0
3SU1002-2BM40-0AA0
3SU1002-2BM50-0AA0
3SU1002-2BM60-0AA0

1 1 unit 41J
1 1 unit 41J
1 1 unit 41J
1 1 unit 41J
1 1 unit 41J



3SU1002-2BM20-0AA0



3SU1002-2BL60-0AA0

Latching, 2x45° (10:30/12/1:30 o'clock)



Red B
Yellow B
Green A
Blue B
White A

3SU1002-2BL20-0AA0
3SU1002-2BL30-0AA0
3SU1002-2BL40-0AA0
3SU1002-2BL50-0AA0
3SU1002-2BL60-0AA0

1 1 unit 41J
1 1 unit 41J
1 1 unit 41J
1 1 unit 41J
1 1 unit 41J



3SU1002-2BP50-0AA0

Momentary contact/latching, 2x45° (10:30/12/1:30 o'clock), reset from left, latching to the right



Red B
Yellow B
Green B
Blue B
White A

3SU1002-2BP20-0AA0
3SU1002-2BP30-0AA0
3SU1002-2BP40-0AA0
3SU1002-2BP50-0AA0
3SU1002-2BP60-0AA0

1 1 unit 41J
1 1 unit 41J
1 1 unit 41J
1 1 unit 41J
1 1 unit 41J



3SU1002-2BN30-0AA0

Latching/momentary contact, 2x45° (10:30/12/1:30 o'clock), reset from right, latching to the left



Red B
Yellow B
Green B
Blue B
White A

3SU1002-2BN20-0AA0
3SU1002-2BN30-0AA0
3SU1002-2BN40-0AA0
3SU1002-2BN50-0AA0
3SU1002-2BN60-0AA0

1 1 unit 41J
1 1 unit 41J
1 1 unit 41J
1 1 unit 41J
1 1 unit 41J

SIRIUS ACT Pushbuttons and Indicator Lights

Actuators and Indicators, 22 mm, Round, Plastic, Black

Actuating and Signaling Elements

Key-operated switches

Selection and ordering data

Operating principle	Make of lock	Switch position for key removal	Number of keys	DT	Article No.	Price per PU	PU (UNIT, SET, M)	PS*	PG
---------------------	--------------	---------------------------------	----------------	----	-------------	--------------	-------------------	-----	----

Key-operated switches

2 switch positions (O+I)

Momentary contact, 45° (10:30/12 o'clock), reset from center to left



3SU1000-4JC01-0AA0

RONIS, SB30	O	2	A	3SU1000-4BC01-0AA0	1	1 unit	41J
RONIS, 455	O	2	B	3SU1000-4CC01-0AA0	1	1 unit	41J
O.M.R. 73037, red	O	2	B	3SU1000-4FC01-0AA0	1	1 unit	41J
O.M.R. 73038, light blue	O	2	B	3SU1000-4GC01-0AA0	1	1 unit	41J
O.M.R. 73034, black	O	2	B	3SU1000-4HC01-0AA0	1	1 unit	41J
O.M.R. 73033, yellow	O	2	B	3SU1000-4JC01-0AA0	1	1 unit	41J
CES, SSG10	O	2	A	3SU1000-5BC01-0AA0	1	1 unit	41J
CES, LSG1	B	2	B	3SU1000-5HC01-0AA0	1	1 unit	41J
BKS, S1	O	2	A	3SU1000-5PC01-0AA0	1	1 unit	41J
IKON, 360012K1	O	2	A	3SU1000-5XC01-0AA0	1	1 unit	41J

Latching, 90° (10:30/1:30 o'clock)



3SU1000-4BF11-0AA0

RONIS, SB30	O	2	A	3SU1000-4BF01-0AA0	1	1 unit	41J
	O+I	2	A	3SU1000-4BF11-0AA0	1	1 unit	41J
	I	2	A	3SU1000-4BF21-0AA0	1	1 unit	41J
RONIS, 455	O	2	B	3SU1000-4CF01-0AA0	1	1 unit	41J
	O+I	2	B	3SU1000-4CF11-0AA0	1	1 unit	41J
RONIS, 421	O	2	B	3SU1000-4DF01-0AA0	1	1 unit	41J
	O+I	2	B	3SU1000-4DF11-0AA0	1	1 unit	41J
O.M.R. 73037, red	O	2	B	3SU1000-4FF01-0AA0	1	1 unit	41J
	O+I	2	B	3SU1000-4FF11-0AA0	1	1 unit	41J
O.M.R. 73038, light blue	O	2	A	3SU1000-4GF01-0AA0	1	1 unit	41J
	O+I	2	B	3SU1000-4GF11-0AA0	1	1 unit	41J
O.M.R. 73034, black	O	2	B	3SU1000-4HF01-0AA0	1	1 unit	41J
	O+I	2	B	3SU1000-4HF11-0AA0	1	1 unit	41J
	I	2	B	3SU1000-4HF21-0AA0	1	1 unit	41J
O.M.R. 73033, yellow	O	2	B	3SU1000-4JF01-0AA0	1	1 unit	41J
	O+I	2	B	3SU1000-4JF11-0AA0	1	1 unit	41J



3SU1000-4GF11-0AA0

CES, SSG10	O	2	A	3SU1000-5BF01-0AA0	1	1 unit	41J
	O+I	2	A	3SU1000-5BF11-0AA0	1	1 unit	41J
	I	2	A	3SU1000-5BF21-0AA0	1	1 unit	41J
CES, LSG1	O	2	A	3SU1000-5HF01-0AA0	1	1 unit	41J
	O+I	2	A	3SU1000-5HF11-0AA0	1	1 unit	41J



3SU1000-5BF11-0AA0

BKS, S1	O	2	A	3SU1000-5PF01-0AA0	1	1 unit	41J
	O+I	2	A	3SU1000-5PF11-0AA0	1	1 unit	41J
	I	2	B	3SU1000-5PF21-0AA0	1	1 unit	41J
BKS, E1	O	1	B	3SU1000-5QF01-0AA0	1	1 unit	41J
	O+I	1	B	3SU1000-5QF11-0AA0	1	1 unit	41J
BKS, E2	O	1	A	3SU1000-5RF01-0AA0	1	1 unit	41J
	O+I	1	B	3SU1000-5RF11-0AA0	1	1 unit	41J
BKS, E7	O	1	A	3SU1000-5SF01-0AA0	1	1 unit	41J
	O+I	1	A	3SU1000-5SF11-0AA0	1	1 unit	41J
BKS, E9	O	1	A	3SU1000-5TF01-0AA0	1	1 unit	41J
	O+I	1	B	3SU1000-5TF11-0AA0	1	1 unit	41J
IKON, 360012K1	O	2	A	3SU1000-5XF01-0AA0	1	1 unit	41J
	O+I	2	A	3SU1000-5XF11-0AA0	1	1 unit	41J









3SU1000-5PF11-0AA0

SIRIUS ACT Pushbuttons and Indicator Lights

Actuators and Indicators, 22 mm, Round, Plastic, Black
Actuating and Signaling Elements

Key-operated switches

Operating principle	Make of lock	Switch position for key removal	DT	Article No.	Price per PU	PU (UNIT, SET, M)	PS*	PG
Key-operated switches								
3 switch positions (I+O+II)								
Momentary contact, 2x45° (10:30/12/ 1:30 o'clock), reset from left + right 	RONIS, SB30	O	A	3SU1000-4BM01-0AA0		1	1 unit	41J
	O.M.R. 73037, red	O	B	3SU1000-4FM01-0AA0		1	1 unit	41J
	O.M.R. 73034, black	O	B	3SU1000-4HM01-0AA0		1	1 unit	41J
	CES, SSG10	O	A	3SU1000-5BM01-0AA0		1	1 unit	41J
	BKS, S1	O	B	3SU1000-5PM01-0AA0		1	1 unit	41J
	IKON, 360012K1	O	B	3SU1000-5XM01-0AA0		1	1 unit	41J
Latching, 2x45° (10:30/12/ 1:30 o'clock) 	RONIS, SB30	O	B	3SU1000-4BL01-0AA0		1	1 unit	41J
		O+I+II	A	3SU1000-4BL11-0AA0		1	1 unit	41J
		I	B	3SU1000-4BL21-0AA0		1	1 unit	41J
		II (right)	B	3SU1000-4BL31-0AA0		1	1 unit	41J
		I+II (left, right)	B	3SU1000-4BL41-0AA0		1	1 unit	41J
		O+I (center, left)	B	3SU1000-4BL51-0AA0		1	1 unit	41J
	RONIS, 455	O	B	3SU1000-4CL01-0AA0		1	1 unit	41J
		O+I+II	B	3SU1000-4CL11-0AA0		1	1 unit	41J
	O.M.R. 73037, red	O	B	3SU1000-4FL01-0AA0		1	1 unit	41J
		O+I (center, left)	B	3SU1000-4FL51-0AA0		1	1 unit	41J
	O.M.R. 73038, light blue	O	B	3SU1000-4GL01-0AA0		1	1 unit	41J
		O+I+II	B	3SU1000-4GL11-0AA0		1	1 unit	41J
O.M.R. 73034, black	O	B	3SU1000-4HL01-0AA0		1	1 unit	41J	
	O+I+II	B	3SU1000-4HL11-0AA0		1	1 unit	41J	
O.M.R. 73033, yellow	O+I+II	B	3SU1000-4JL11-0AA0		1	1 unit	41J	
CES, SSG10 	O	A	3SU1000-5BL01-0AA0		1	1 unit	41J	
	O+I+II	A	3SU1000-5BL11-0AA0		1	1 unit	41J	
	I	B	3SU1000-5BL21-0AA0		1	1 unit	41J	
	II (right)	A	3SU1000-5BL31-0AA0		1	1 unit	41J	
	I+II (left, right)	B	3SU1000-5BL41-0AA0		1	1 unit	41J	
	O+I (center, left)	B	3SU1000-5BL51-0AA0		1	1 unit	41J	
	BKS, S1 	O	B	3SU1000-5PL01-0AA0		1	1 unit	41J
		O+I+II	B	3SU1000-5PL11-0AA0		1	1 unit	41J
I		B	3SU1000-5PL21-0AA0		1	1 unit	41J	
II (right)		B	3SU1000-5PL31-0AA0		1	1 unit	41J	
I+II (left, right)		B	3SU1000-5PL41-0AA0		1	1 unit	41J	
BKS, E2 BKS, E9 	O+I+II	B	3SU1000-5RL11-0AA0		1	1 unit	41J	
	O+I+II	B	3SU1000-5TL11-0AA0		1	1 unit	41J	
IKON, 360012K1 	O	B	3SU1000-5XL01-0AA0		1	1 unit	41J	
	O+I+II	B	3SU1000-5XL11-0AA0		1	1 unit	41J	






SIRIUS ACT Pushbuttons and Indicator Lights

Actuators and Indicators, 22 mm, Round, Plastic, Black

Actuating and Signaling Elements

Key-operated switches / ID key-operated switches

Operating principle	Make of lock	Switch position for key removal	DT	Article No.	Price per PU	PU (UNIT, SET, M)	PS*	PG	
Key-operated switches									
3 switch positions (I+O+II)									
 3SU1000-4BP01-0AA0	Momentary contact/ latching, 2x45° (10:30/12/ 1:30 o'clock), reset from left, latching to the right	RONIS, SB30	O	B	3SU1000-4BP01-0AA0	1	1 unit	41J	
			II (right)	B	3SU1000-4BP31-0AA0	1	1 unit	41J	
			O+II (center, right)	B	3SU1000-4BP61-0AA0	1	1 unit	41J	
 3SU1000-5BP01-0AA0		CES, SSG10	O	B	3SU1000-5BP01-0AA0	1	1 unit	41J	
			II (right)	B	3SU1000-5BP31-0AA0	1	1 unit	41J	
			O+II (center, right)	B	3SU1000-5BP61-0AA0	1	1 unit	41J	
 3SU1000-4GN01-0AA0	Latching/momentary contact, 2x45° (10:30/12/ 1:30 o'clock), reset from right, latching to the left	RONIS, SB30	O	B	3SU1000-4BN01-0AA0	1	1 unit	41J	
			I	B	3SU1000-4BN21-0AA0	1	1 unit	41J	
			O+I (center, left)	B	3SU1000-4BN51-0AA0	1	1 unit	41J	
			O.M.R. 73038, light blue	B	3SU1000-4GN01-0AA0	1	1 unit	41J	
			O.M.R. 73034, black	B	3SU1000-4HN21-0AA0	1	1 unit	41J	
			CES, SSG10	O	B	3SU1000-5BN01-0AA0	1	1 unit	41J
				I	B	3SU1000-5BN21-0AA0	1	1 unit	41J
				O+I (center, left)	B	3SU1000-5BN51-0AA0	1	1 unit	41J
			BKS, S1	I	B	3SU1000-5PN21-0AA0	1	1 unit	41J
				O+I (center, left)	B	3SU1000-5PN51-0AA0	1	1 unit	41J
IKON, 360012K1	O+I (center, left)	B	3SU1000-5XN51-0AA0	1	1 unit	41J			

Operating angle	Operating principle	Switch position for key removal	Color	DT	Article No.	Price per PU	PU (UNIT, SET, M)	PS*	PG
-----------------	---------------------	---------------------------------	-------	----	-------------	--------------	-------------------	-----	----

ID key-operated switches

4 switch positions (O+I+II+III)								
45°	Latching	O+I+II+III	Black	A	3SU1000-4WS10-0AA0	1	1 unit	41J



3SU1000-4WS10-0AA0

For available keys, see page 13/117
For electronic modules for ID key-operated switches, see page 13/83

SIRIUS ACT Pushbuttons and Indicator LightsActuators and Indicators, 22 mm, Round, Plastic, Black
Actuating and Signaling Elements**Indicator lights****Selection and ordering data**

Version of actuating element	Color	DT	Article No.	Price per PU	PU (UNIT, SET, M)	PS*	PG
------------------------------	-------	----	-------------	--------------	-------------------	-----	----

Indicator lights**Indicator lights**
with smooth lens

3SU1001-6AA40-0AA0

Amber	B	3SU1001-6AA00-0AA0	1	1 unit	41J
Red	A	3SU1001-6AA20-0AA0	1	1 unit	41J
Yellow	A	3SU1001-6AA30-0AA0	1	1 unit	41J
Green	A	3SU1001-6AA40-0AA0	1	1 unit	41J
Blue	A	3SU1001-6AA50-0AA0	1	1 unit	41J
White	A	3SU1001-6AA60-0AA0	1	1 unit	41J
Clear	A	3SU1001-6AA70-0AA0	1	1 unit	41J

SIRIUS ACT Pushbuttons and Indicator Lights

Actuators and Indicators, 22 mm, Plastic with Metal Front Ring, Matte Complete Units


Pushbuttons

Selection and ordering data

Supply voltage for light source		Color	Number of NO contacts	Number of NC contacts	DT	Screw terminals	⊕	PU (UNIT, SET, M)	PS*	PG
At AC	At DC									
V	V					Article No.	Price per PU			

Pushbuttons


Pushbuttons with flat button, momentary contact



3SU1130-0AB10-1BA0

--	--	Black	1	0	A	3SU1130-0AB10-1BA0		1	1 unit	41J
			0	1	B	3SU1130-0AB10-1CA0		1	1 unit	41J
		Red	1	0	B	3SU1130-0AB20-1BA0		1	1 unit	41J
			0	1	A	3SU1130-0AB20-1CA0		1	1 unit	41J
		Yellow	1	0	B	3SU1130-0AB30-1BA0		1	1 unit	41J
		Green	1	0	A	3SU1130-0AB40-1BA0		1	1 unit	41J
		Blue	1	0	B	3SU1130-0AB50-1BA0		1	1 unit	41J
		White	1	0	B	3SU1130-0AB60-1BA0		1	1 unit	41J

Pushbuttons with raised button, momentary contact



3SU1130-0BB20-1CA0

--	--	Red	0	1	B	3SU1130-0BB20-1CA0		1	1 unit	41J
----	----	-----	---	---	---	---------------------------	--	---	--------	-----

Illuminated pushbuttons with flat button, momentary contact with integrated LED



3SU1132-0AB40-1BA0


24	24	Red	1	0	B	3SU1132-0AB20-1BA0		1	1 unit	41J
			0	1	B	3SU1132-0AB20-1CA0		1	1 unit	41J
		Yellow	1	0	B	3SU1132-0AB30-1BA0		1	1 unit	41J
		Green	1	0	A	3SU1132-0AB40-1BA0		1	1 unit	41J
		Blue	1	0	B	3SU1132-0AB50-1BA0		1	1 unit	41J
		White	1	0	A	3SU1132-0AB60-1BA0		1	1 unit	41J
		Clear	1	0	B	3SU1132-0AB70-1BA0		1	1 unit	41J

110	--	Red	0	1	B	3SU1133-0AB20-1CA0		1	1 unit	41J
		Yellow	1	0	B	3SU1133-0AB30-1BA0		1	1 unit	41J
		Green	1	0	B	3SU1133-0AB40-1BA0		1	1 unit	41J
		Blue	1	0	B	3SU1133-0AB50-1BA0		1	1 unit	41J
		White	1	0	B	3SU1133-0AB60-1BA0		1	1 unit	41J
		Clear	1	0	B	3SU1133-0AB70-1BA0		1	1 unit	41J

SIRIUS ACT Pushbuttons and Indicator Lights


Actuators and Indicators, 22 mm, Plastic with Metal Front Ring, Matte Complete Units

Pushbuttons

Supply voltage for light source		Color	Number of NO contacts	Number of NC contacts	DT	Screw terminals 	PU (UNIT, SET, M)	PS*	PG
At AC	At DC								
V	V					Article No.	Price per PU		


Pushbuttons

Illuminated pushbuttons with flat button, momentary contact with integrated LED


 3SU1136-0AB40-1BA0	230	--	Red	0	1	B	3SU1136-0AB20-1CA0	1	1 unit	41J
			Yellow	1	0	B	3SU1136-0AB30-1BA0	1	1 unit	41J
			Green	1	0	B	3SU1136-0AB40-1BA0	1	1 unit	41J
			Blue	1	0	B	3SU1136-0AB50-1BA0	1	1 unit	41J
			White	1	0	B	3SU1136-0AB60-1BA0	1	1 unit	41J
			Clear	1	0	B	3SU1136-0AB70-1BA0	1	1 unit	41J

Spring-type terminals

Pushbuttons with flat button, momentary contact

 3SU1130-0AB10-3BA0	--	--	Black	1	0	B	3SU1130-0AB10-3BA0	1	1 unit	41J
			Red	0	1	B	3SU1130-0AB20-3CA0	1	1 unit	41J
			Green	1	0	B	3SU1130-0AB40-3BA0	1	1 unit	41J

Illuminated pushbuttons with flat button, momentary contact with integrated LED

 3SU1132-0AB30-3BA0	24	24	Red	0	1	B	3SU1132-0AB20-3CA0	1	1 unit	41J
			Yellow	1	0	B	3SU1132-0AB30-3BA0	1	1 unit	41J
			Green	1	0	B	3SU1132-0AB40-3BA0	1	1 unit	41J
			Blue	1	0	B	3SU1132-0AB50-3BA0	1	1 unit	41J
			White	1	0	B	3SU1132-0AB60-3BA0	1	1 unit	41J
			Clear	1	0	B	3SU1132-0AB70-3BA0	1	1 unit	41J

SIRIUS ACT Pushbuttons and Indicator Lights

Actuators and Indicators, 22 mm, Plastic with Metal Front Ring, Matte Complete Units

Mushroom pushbuttons / EMERGENCY STOP mushroom pushbuttons


Selection and ordering data

Unlatching method	Number of NO contacts	Number of NC contacts	DT	Screw terminals	⊕	PU (UNIT, SET, M)	PS*	PG
				Article No.		Price per PU		

Mushroom pushbuttons

With red mushroom, diameter 40 mm, latching

Pull to unlatch	0	1	B	3SU1130-1BA20-1CA0		1	1 unit	41J
-----------------	---	---	---	--------------------	--	---	--------	-----



3SU1130-1BA20-1CA0

Selection and ordering data

Unlatching method	Number of NO contacts	Number of NC contacts	Marking	DT	Screw terminals	⊕	PU (UNIT, SET, M)	PS*	PG
					Article No.		Price per PU		

EMERGENCY STOP mushroom pushbuttons, tamper-proof, in accordance with ISO 13850 and IEC 60947-5-5

With red mushroom, diameter 40 mm, with positive latching

Pull to unlatch	0	1	NOT-HALT	B	3SU1100-1HA20-1CH0		1	1 unit	41J
-----------------	---	---	----------	---	--------------------	--	---	--------	-----



3SU1100-1HA20-1CH0

Rotate to unlatch	0	1	None	B	3SU1100-1HB20-1CF0		1	1 unit	41J
-------------------	---	---	------	---	--------------------	--	---	--------	-----



3SU1100-1HB20-1CH0

	0	1	EMERGENCY STOP	B	3SU1100-1HB20-1CG0		1	1 unit	41J
--	---	---	----------------	---	--------------------	--	---	--------	-----

	0	1	NOT-HALT	A	3SU1100-1HB20-1CH0		1	1 unit	41J
--	---	---	----------	---	--------------------	--	---	--------	-----

	0	1	ARRET D'URGENCE	B	3SU1100-1HB20-1CJ0		1	1 unit	41J
--	---	---	-----------------	---	--------------------	--	---	--------	-----

					Spring-type terminals	⊕			
					Article No.		Price per PU		

Rotate to unlatch	0	1	NOT-HALT	B	3SU1100-1HB20-3CH0		1	1 unit	41J
-------------------	---	---	----------	---	--------------------	--	---	--------	-----




3SU1100-1HB20-3CH0

SIRIUS ACT Pushbuttons and Indicator Lights

Actuators and Indicators, 22 mm, Plastic with Metal Front Ring, Matte Complete Units

Selector switches**Selection and ordering data**

Operating principle	Color	Number of NO contacts	Number of NC contacts	DT	Screw terminals 	PU (UNIT, SET, M)	PS*	PG
					Article No.	Price per PU		

Selector switches**Short black actuator, 2 switch positions, can be illuminated**

Latching, 90° White 1 0 A **3SU1130-2BF60-1BA0** 1 1 unit 41J
 Latching, 90° White 1 1 A **3SU1130-2BF60-1MA0** 1 1 unit 41J

**Short black actuator, 3 switch positions, can be illuminated**

Momentary contact, 2x45° 2 0 B **3SU1130-2BM60-1NA0** 1 1 unit 41J



Latching, 2x45° 2 0 A **3SU1130-2BL60-1NA0** 1 1 unit 41J

**Short black actuator, 2 switch positions, can be illuminated**


Latching, 90° White 1 0 B **3SU1130-2BF60-3BA0** 1 1 unit 41J
 Latching, 90° White 1 1 B **3SU1130-2BF60-3MA0** 1 1 unit 41J

**Short black actuator, 3 switch positions, can be illuminated**


Momentary contact, 2x45° White 2 0 B **3SU1130-2BM60-3NA0** 1 1 unit 41J



Latching, 2x45° 2 0 B **3SU1130-2BL60-3NA0** 1 1 unit 41J



3SU1130-2BF60-1BA0



3SU1130-2BL60-1NA0




SIRIUS ACT Pushbuttons and Indicator Lights

Actuators and Indicators, 22 mm, Plastic with Metal Front Ring, Matte Complete Units

Key-operated switches

Selection and ordering data

Operating principle	Switch position for key removal	Number of NO contacts	Number of NC contacts	DT	Screw terminals 	PU (UNIT, SET, M)	PS*	PG
					Article No.	Price per PU		

Key-operated switches with 2 keys

With Ronis lock, SB30, 2 switch positions (O+I)

Latching, 90°
(10:30/1:30 o'clock)



3SU1130-4BF11-1BA0

With Ronis lock, SB30, 3 switch positions (I+O+II)

Latching, 2x45°
(10:30/1:30 o'clock)



3SU1130-4BL11-1NA0

With Ronis lock, SB30, 2 switch positions (O+I)

Latching, 90°
(10:30/1:30 o'clock)



Spring-type terminals

3SU1130-4BF11-3BA0

1 1 unit 41J

SIRIUS ACT Pushbuttons and Indicator Lights

Actuators and Indicators, 22 mm, Plastic with Metal Front Ring, Matte
Complete Units



Indicator lights

Selection and ordering data

Operational voltage		Color		DT	Screw terminals	PU (UNIT, SET, M)	PS*	PG
at AC, rated value	at DC, rated value	of actuating element	of light source					
V					Article No.	Price per PU		

Indicator lights

With smooth lens and integrated LED

	24	24	Red	Red	A	3SU1102-6AA20-1AA0	1	1 unit	41J
			Yellow	Yellow	A	3SU1102-6AA30-1AA0	1	1 unit	41J
			Green	Green	A	3SU1102-6AA40-1AA0	1	1 unit	41J
			Blue	Blue	A	3SU1102-6AA50-1AA0	1	1 unit	41J
			White	White	A	3SU1102-6AA60-1AA0	1	1 unit	41J
			Clear	White	A	3SU1102-6AA70-1AA0	1	1 unit	41J
	110	--	Amber	Amber	B	3SU1103-6AA00-1AA0	1	1 unit	41J
			Red	Red	A	3SU1103-6AA20-1AA0	1	1 unit	41J
			Yellow	Yellow	A	3SU1103-6AA30-1AA0	1	1 unit	41J
			Green	Green	A	3SU1103-6AA40-1AA0	1	1 unit	41J
			Blue	Blue	B	3SU1103-6AA50-1AA0	1	1 unit	41J
			White	White	A	3SU1103-6AA60-1AA0	1	1 unit	41J
			Clear	White	B	3SU1103-6AA70-1AA0	1	1 unit	41J
	230	--	Amber	Amber	B	3SU1106-6AA00-1AA0	1	1 unit	41J
			Red	Red	A	3SU1106-6AA20-1AA0	1	1 unit	41J
			Yellow	Yellow	A	3SU1106-6AA30-1AA0	1	1 unit	41J
			Green	Green	A	3SU1106-6AA40-1AA0	1	1 unit	41J
			Blue	Blue	B	3SU1106-6AA50-1AA0	1	1 unit	41J
			White	White	A	3SU1106-6AA60-1AA0	1	1 unit	41J
			Clear	White	B	3SU1106-6AA70-1AA0	1	1 unit	41J
								Spring-type terminals	
	24	24	Red	Red	B	3SU1102-6AA20-3AA0	1	1 unit	41J
			Yellow	Yellow	B	3SU1102-6AA30-3AA0	1	1 unit	41J
			Green	Green	B	3SU1102-6AA40-3AA0	1	1 unit	41J
			Blue	Blue	B	3SU1102-6AA50-3AA0	1	1 unit	41J
			White	White	B	3SU1102-6AA60-3AA0	1	1 unit	41J
			Clear	White	B	3SU1102-6AA70-3AA0	1	1 unit	41J
	110	--	Red	Red	B	3SU1103-6AA20-3AA0	1	1 unit	41J
			Yellow	Yellow	B	3SU1103-6AA30-3AA0	1	1 unit	41J
			Green	Green	B	3SU1103-6AA40-3AA0	1	1 unit	41J
			Blue	Blue	B	3SU1103-6AA50-3AA0	1	1 unit	41J
			White	White	B	3SU1103-6AA60-3AA0	1	1 unit	41J
			Clear	White	B	3SU1103-6AA70-3AA0	1	1 unit	41J
	230	--	Red	Red	B	3SU1106-6AA20-3AA0	1	1 unit	41J
			Yellow	Yellow	B	3SU1106-6AA30-3AA0	1	1 unit	41J
			Green	Green	B	3SU1106-6AA40-3AA0	1	1 unit	41J
			Blue	Blue	B	3SU1106-6AA50-3AA0	1	1 unit	41J
			White	White	B	3SU1106-6AA60-3AA0	1	1 unit	41J
			Clear	White	B	3SU1106-6AA70-3AA0	1	1 unit	41J

SIRIUS ACT Pushbuttons and Indicator Lights

Actuators and Indicators, 22 mm, Plastic with Metal Front Ring, Matte Compact Units

Sensor switches / Pushbuttons with extended stroke

Selection and ordering data

Operating principle	Number of NO contacts	Number of NC contacts	Color	DT	M12 connector, 4-pin	PU (UNIT, SET, M)	PS*	PG
					Article No.	Price per PU		

Sensor switches



Whether integrated in the two-hand operation console or installed as a door opening contact, the capacitive sensor switch is suitable for many different applications in industrial environments.

The switch is actuated by simple contact with the hand or other part of the body (i.e. without the application of pressure). As a result, these switches are rugged, extremely durable and have the highest possible degree of protection (IP69K).

Without pressure	1	0	Black	A	3SU1200-1SK10-2SA0	1	1 unit	41J
------------------	---	---	-------	---	---------------------------	---	--------	-----

3SU1200-1SK10-2SA0

Selection and ordering data


Version	Color	DT	Article No.	Price per PU	PU (UNIT, SET, M)	PS*	PG
---------	-------	----	-------------	--------------	-------------------	-----	----

Pushbuttons with extended stroke



Pushbuttons with flat button	Red	B	3SU1230-0EB20-0AA0		1	1 unit	41J
	Green	B	3SU1230-0EB40-0AA0		1	1 unit	41J

3SU1230-0EB40-0AA0



Pushbuttons with raised button	Black	B	3SU1230-0FB10-0AA0		1	1 unit	41J
---------------------------------------	-------	---	---------------------------	--	---	--------	-----

3SU1230-0FB10-0AA0




Illuminated pushbuttons with flat button	Red	B	3SU1231-0EB20-0AA0		1	1 unit	41J
	Clear	B	3SU1231-0EB70-0AA0		1	1 unit	41J

3SU1231-0EB20-0AA0

Version	Material	Color	DT	Article No.	Price per PU	PU (UNIT, SET, M)	PS*	PG
---------	----------	-------	----	-------------	--------------	-------------------	-----	----

Accessories







Extension plungers	Plastic	Black	A	3SU1900-0KG10-0AA0		1	1 unit	41J
For compensation of the distance between the pushbutton and the unlatching button of an overload relay								

SIRIUS ACT Pushbuttons and Indicator Lights

Actuators and Indicators, 22 mm, Plastic with Metal Front Ring, Matte
Actuating and Signaling Elements

Pushbuttons




Selection and ordering data

Version of actuating element Front ring version	Operating principle Unlatching method	Color, marking	DT	Article No.	Price per PU	PU (UNIT, SET, M)	PS*	PG	
Pushbuttons									
 3SU1030-0AB50-0AAR0	Pushbuttons with flat button Standard	Momentary contact	Black	A	3SU1030-0AB10-0AA0		1	1 unit	41J
			Black, "O"	B	3SU1030-0AB10-0AD0		1	1 unit	41J
			Red	A	3SU1030-0AB20-0AA0		1	1 unit	41J
			Red, "O"	B	3SU1030-0AB20-0AD0		1	1 unit	41J
			Red, "AUTO"	B	3SU1030-0AB20-0AQ0		1	1 unit	41J
			Yellow	B	3SU1030-0AB30-0AA0		1	1 unit	41J
			Green	A	3SU1030-0AB40-0AA0		1	1 unit	41J
			Green, "I"	B	3SU1030-0AB40-0AC0		1	1 unit	41J
			Blue	A	3SU1030-0AB50-0AA0		1	1 unit	41J
			Blue, "R"	B	3SU1030-0AB50-0AR0		1	1 unit	41J
			White	A	3SU1030-0AB60-0AA0		1	1 unit	41J
			White, "I"	B	3SU1030-0AB60-0AC0		1	1 unit	41J
			Clear	A	3SU1030-0AB70-0AA0		1	1 unit	41J
			Gray	B	3SU1030-0AB80-0AA0		1	1 unit	41J
 3SU1030-0AA40-0AA0	Latching Push to unlatch	Black	B	3SU1030-0AA10-0AA0		1	1 unit	41J	
		Red	B	3SU1030-0AA20-0AA0		1	1 unit	41J	
		Yellow	B	3SU1030-0AA30-0AA0		1	1 unit	41J	
		Green	B	3SU1030-0AA40-0AA0		1	1 unit	41J	
		Blue	B	3SU1030-0AA50-0AA0		1	1 unit	41J	
		White	B	3SU1030-0AA60-0AA0		1	1 unit	41J	
 3SU1030-0BB20-0AA0	Pushbuttons with raised button Standard	Momentary contact	Black	B	3SU1030-0BB10-0AA0		1	1 unit	41J
			Red	B	3SU1030-0BB20-0AA0		1	1 unit	41J
			Yellow	B	3SU1030-0BB30-0AA0		1	1 unit	41J
			Green	B	3SU1030-0BB40-0AA0		1	1 unit	41J
			Blue	B	3SU1030-0BB50-0AA0		1	1 unit	41J
			White	B	3SU1030-0BB60-0AA0		1	1 unit	41J
 3SU1030-0CB30-0AA0	Pushbuttons with flat button Raised	Momentary contact	Black	B	3SU1030-0CB10-0AA0		1	1 unit	41J
			Red	B	3SU1030-0CB20-0AA0		1	1 unit	41J
			Yellow	B	3SU1030-0CB30-0AA0		1	1 unit	41J
			Green	B	3SU1030-0CB40-0AA0		1	1 unit	41J
			Blue	B	3SU1030-0CB50-0AA0		1	1 unit	41J
			White	B	3SU1030-0CB60-0AA0		1	1 unit	41J

SIRIUS ACT Pushbuttons and Indicator Lights

Actuators and Indicators, 22 mm, Plastic with Metal Front Ring, Matte Actuating and Signaling Elements

Pushbuttons



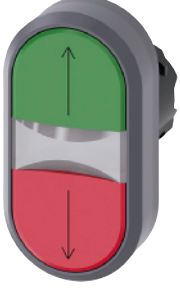

Version of actuating element Front ring version	Operating principle Unlatching method	Color	DT	Article No.	Price per PU	PU (UNIT, SET, M)	PS*	PG	
Pushbuttons									
 3SU1031-0AB20-0AA0  3SU1031-0AA50-0AA0  3SU1031-0BB40-0AA0	Illuminated pushbuttons with flat button Standard	Momentary contact	Amber	B	3SU1031-0AB00-0AA0		1	1 unit	41J
		Red	A	3SU1031-0AB20-0AA0		1	1 unit	41J	
		Yellow	A	3SU1031-0AB30-0AA0		1	1 unit	41J	
		Green	A	3SU1031-0AB40-0AA0		1	1 unit	41J	
		Blue	A	3SU1031-0AB50-0AA0		1	1 unit	41J	
		White	A	3SU1031-0AB60-0AA0		1	1 unit	41J	
		Clear	A	3SU1031-0AB70-0AA0		1	1 unit	41J	
	Latching Push to unlatch	Red	B	3SU1031-0AA20-0AA0		1	1 unit	41J	
		Yellow	B	3SU1031-0AA30-0AA0		1	1 unit	41J	
		Green	B	3SU1031-0AA40-0AA0		1	1 unit	41J	
		Blue	B	3SU1031-0AA50-0AA0		1	1 unit	41J	
		White	B	3SU1031-0AA60-0AA0		1	1 unit	41J	
		Clear	B	3SU1031-0AA70-0AA0		1	1 unit	41J	
Illuminated pushbuttons with raised button Standard	Momentary contact	Red	B	3SU1031-0BB20-0AA0		1	1 unit	41J	
	Yellow	B	3SU1031-0BB30-0AA0		1	1 unit	41J		
	Green	B	3SU1031-0BB40-0AA0		1	1 unit	41J		
	Blue	B	3SU1031-0BB50-0AA0		1	1 unit	41J		
	Clear	B	3SU1031-0BB70-0AA0		1	1 unit	41J		

SIRIUS ACT Pushbuttons and Indicator Lights

Actuators and Indicators, 22 mm, Plastic with Metal Front Ring, Matte
Actuating and Signaling Elements

Twin pushbuttons

Selection and ordering data

Version of actuating element	Operating principle	Color	Marking	DT	Article No.	Price per PU	PU (UNIT, SET, M)	PS*	PG	
Twin pushbuttons										
	Twin pushbuttons flat, flat	Momentary contact	Green / Red	--	B	3SU1030-3AB42-0AA0		1	1 unit	41J
				"I" / "O"	A	3SU1030-3AB42-0AK0		1	1 unit	41J
			White / Black	--	B	3SU1030-3AB61-0AA0		1	1 unit	41J
				"I" / "O"	B	3SU1030-3AB61-0AK0		1	1 unit	41J
			White / White	--	B	3SU1030-3AB66-0AA0		1	1 unit	41J
	Arrows, vert.	B	3SU1030-3AB66-0AN0		1	1 unit	41J			
	Black / Black	--	B	3SU1030-3AB11-0AA0		1	1 unit	41J		
	Symbol No. 5264 / 5265 (IEC 60417)	B	3SU1030-3AB11-0AQ0		1	1 unit	41J			
	Twin pushbuttons flat, raised	Momentary contact	Green / Red	--	B	3SU1030-3BB42-0AA0		1	1 unit	41J
				"I" / "O"	B	3SU1030-3BB42-0AK0		1	1 unit	41J
	Twin pushbuttons flat, flat, illuminated	Momentary contact	Green / Red	--	B	3SU1031-3AB42-0AA0		1	1 unit	41J
				"I" / "O"	A	3SU1031-3AB42-0AK0		1	1 unit	41J
				Arrows, vert.	B	3SU1031-3AB42-0AN0		1	1 unit	41J
			White / Black	--	B	3SU1031-3AB61-0AA0		1	1 unit	41J
				"I" / "O"	B	3SU1031-3AB61-0AK0		1	1 unit	41J
	White / White	--	B	3SU1031-3AB66-0AA0		1	1 unit	41J		
	Arrows, vert.	B	3SU1031-3AB66-0AN0		1	1 unit	41J			
	Twin pushbuttons flat, raised, illuminated	Momentary contact	Green / Red	--	B	3SU1031-3BB42-0AA0		1	1 unit	41J
				"I" / "O"	B	3SU1031-3BB42-0AK0		1	1 unit	41J
			White / Black	--	B	3SU1031-3BB61-0AA0		1	1 unit	41J
	"I" / "O"	B	3SU1031-3BB61-0AK0		1	1 unit	41J			

3SU1030-3AB66-0AN0

3SU1030-3BB42-0AK0

3SU1031-3AB42-0AK0

3SU1031-3BB61-0AA0

SIRIUS ACT Pushbuttons and Indicator Lights

Actuators and Indicators, 22 mm, Plastic with Metal Front Ring, Matte Actuating and Signaling Elements

Mushroom pushbuttons

Selection and ordering data

Version of actuating element	Operating principle Unlatching method	Color	DT	Article No.	Price per PU	PU (UNIT, SET, M)	PS*	PG
------------------------------	--	-------	----	-------------	--------------	-------------------	-----	----

Mushroom pushbuttons

	Mushroom pushbuttons 30 mm diameter, 2 positions	Momentary contact	Black	B	3SU1030-1AD10-0AA0		1	1 unit	41J
			Red	B	3SU1030-1AD20-0AA0		1	1 unit	41J
			Yellow	B	3SU1030-1AD30-0AA0		1	1 unit	41J
			Green	B	3SU1030-1AD40-0AA0		1	1 unit	41J
		Latching Pull to unlatch	Black	B	3SU1030-1AA10-0AA0		1	1 unit	41J
	Red	B	3SU1030-1AA20-0AA0		1	1 unit	41J		
Mushroom pushbuttons									
	Mushroom pushbuttons 40 mm diameter, 2 positions	Momentary contact	Black	B	3SU1030-1BD10-0AA0		1	1 unit	41J
			Red	B	3SU1030-1BD20-0AA0		1	1 unit	41J
			Yellow	B	3SU1030-1BD30-0AA0		1	1 unit	41J
			Green	B	3SU1030-1BD40-0AA0		1	1 unit	41J
		Latching Pull to unlatch	Black	A	3SU1030-1BA10-0AA0		1	1 unit	41J
	Red	A	3SU1030-1BA20-0AA0		1	1 unit	41J		
	Red, "O"	B	3SU1030-1BA20-0AD0		1	1 unit	41J		
Mushroom pushbuttons									
	Mushroom pushbuttons 30 mm diameter, 2 positions, illuminated	Momentary contact	Yellow	B	3SU1031-1AD30-0AA0		1	1 unit	41J
			Green	B	3SU1031-1AD40-0AA0		1	1 unit	41J
			White	B	3SU1031-1AD60-0AA0		1	1 unit	41J
			Clear	B	3SU1031-1AD70-0AA0		1	1 unit	41J
		Latching Pull to unlatch	Red	B	3SU1031-1AA20-0AA0		1	1 unit	41J
	Yellow	B	3SU1031-1AA30-0AA0		1	1 unit	41J		
Mushroom pushbuttons									
	Mushroom pushbuttons 40 mm diameter, 2 positions, illuminated	Momentary contact	Yellow	B	3SU1031-1BD30-0AA0		1	1 unit	41J
			Green	B	3SU1031-1BD40-0AA0		1	1 unit	41J
			White	B	3SU1031-1BD60-0AA0		1	1 unit	41J
			Clear	B	3SU1031-1BD70-0AA0		1	1 unit	41J
		Latching Pull to unlatch	Red	B	3SU1031-1BA20-0AA0		1	1 unit	41J
	Yellow	B	3SU1031-1BA30-0AA0		1	1 unit	41J		
Mushroom pushbuttons									
	Mushroom pushbuttons with raised mushroom, 40 mm diameter, 2 positions	With positive latching, tamper-proof	Black	A	3SU1000-1HB10-0AA0		1	1 unit	41J
		Rotate to unlatch	Blue	B	3SU1000-1HB50-0AA0		1	1 unit	41J

SIRIUS ACT Pushbuttons and Indicator LightsActuators and Indicators, 22 mm, Plastic with Metal Front Ring, Matte
Actuating and Signaling Elements**EMERGENCY STOP mushroom pushbuttons****Selection and ordering data**

Version of actuating element	Outer diameter of mushroom mm	Make of lock	Color	DT	Article No.	Price per PU	PU (UNIT, SET, M)	PS*	PG
------------------------------	----------------------------------	--------------	-------	----	-------------	--------------	-------------------	-----	----

EMERGENCY STOP mushroom pushbuttons**With pull-to-unlatch mechanism**Tamper-proof,
2 positions

40

--

Red

A

3SU1000-1HA20-0AA0

1

1 unit

41J



3SU1000-1HA20-0AA0

With rotate-to-unlatch mechanismTamper-proof,
2 positions

33.8

--

Red

A

3SU1000-1GB20-0AA0

1

1 unit

41J



3SU1000-1GB20-0AA0

40

--

Red

A

3SU1000-1HB20-0AA0

1

1 unit

41J



3SU1000-1HB20-0AA0

60

--

Red

A

3SU1000-1JB20-0AA0

1

1 unit

41J



3SU1000-1JB20-0AA0

With rotate-to-unlatch mechanism, can be illuminatedTamper-proof,
2 positions

33.4

--

Red

B

3SU1001-1GB20-0AA0

1

1 unit

41J

40

--

Red

A

3SU1001-1HB20-0AA0

1

1 unit

41J

60

--

Red

B

3SU1001-1JB20-0AA0

1

1 unit

41J



3SU1001-1HB20-0AA0

SIRIUS ACT Pushbuttons and Indicator Lights

Actuators and Indicators, 22 mm, Plastic with Metal Front Ring, Matte Actuating and Signaling Elements

EMERGENCY STOP mushroom pushbuttons

Version of actuating element	Outer diameter of mushroom mm	Make of lock	Color	DT	Article No.	Price per PU	PU (UNIT, SET, M)	PS*	PG
------------------------------	----------------------------------	--------------	-------	----	-------------	--------------	-------------------	-----	----

EMERGENCY STOP mushroom pushbuttons

With key-operated release

Tamper-proof,
2 positions

40

RONIS SB30
RONIS 455

Red
Red

A
B

3SU1000-1HF20-0AA0
3SU1000-1HG20-0AA0

1 1 unit 41J
1 1 unit 41J



3SU1000-1HF20-0AA0



3SU1000-1HK20-0AA0



3SU1000-1HQ20-0AA0



3SU1000-1HR20-0AA0

BKS S1 Red A
BKS E7 Red B
BKS E9 Red B

3SU1000-1HK20-0AA0
3SU1000-1HM20-0AA0
3SU1000-1HN20-0AA0

1 1 unit 41J
1 1 unit 41J
1 1 unit 41J

O.M.R. 73037 Red A

3SU1000-1HQ20-0AA0

1 1 unit 41J

CES SSG10 Red A
CES SSP9 Red A
CES SMS1 Red B

3SU1000-1HR20-0AA0
3SU1000-1HS20-0AA0
3SU1000-1HT20-0AA0

1 1 unit 41J
1 1 unit 41J
1 1 unit 41J

SIRIUS ACT Pushbuttons and Indicator Lights

Actuators and Indicators, 22 mm, Plastic with Metal Front Ring, Matte
Actuating and Signaling Elements

Selector switches

Selection and ordering data

Version of actuating element	Operating principle	Color	DT	Article No.	Price per PU	PU (UNIT, SET, M)	PS*	PG
------------------------------	---------------------	-------	----	-------------	--------------	-------------------	-----	----

Selector switches

2 switch positions (O-I), can be illuminated

Selector, short black actuator

Momentary contact, 45°
(10:30/12 o'clock), reset
from center to left



Red	B
Yellow	B
Green	B
Blue	B
White	B

3SU1032-2BC20-0AA0
3SU1032-2BC30-0AA0
3SU1032-2BC40-0AA0
3SU1032-2BC50-0AA0
3SU1032-2BC60-0AA0

1	1 unit	41J
1	1 unit	41J
1	1 unit	41J
1	1 unit	41J
1	1 unit	41J



3SU1032-2BC40-0AA0

Latching, 90°
(10:30/1:30 o'clock)



Red	B
Yellow	B
Green	A
Blue	B
White	A

3SU1032-2BF20-0AA0
3SU1032-2BF30-0AA0
3SU1032-2BF40-0AA0
3SU1032-2BF50-0AA0
3SU1032-2BF60-0AA0

1	1 unit	41J
1	1 unit	41J
1	1 unit	41J
1	1 unit	41J
1	1 unit	41J



3SU1032-2BF30-0AA0

Selector, long black actuator

Latching, 90°
(10:30/1:30 o'clock)



Red	B
White	B

3SU1032-2CF20-0AA0
3SU1032-2CF60-0AA0

1	1 unit	41J
1	1 unit	41J



3SU1032-2CF60-0AA0

Rotary knob

Latching, 90°
(10:30/1:30 o'clock)



Red	B
White	B

3SU1032-2AF20-0AA0
3SU1032-2AF60-0AA0

1	1 unit	41J
1	1 unit	41J



3SU1032-2AF20-0AA0

SIRIUS ACT Pushbuttons and Indicator Lights

Actuators and Indicators, 22 mm, Plastic with Metal Front Ring, Matte Actuating and Signaling Elements

Selector switches

Version of actuating element	Operating principle	Color	DT	Article No.	Price per PU	PU (UNIT, SET, M)	PS*	PG
------------------------------	---------------------	-------	----	-------------	--------------	-------------------	-----	----

Selector switches

3 switch positions (I+O+II), can be illuminated

Selector, short black actuator

Momentary contact, 2x45°
(10:30/12/1:30 o'clock),
reset from left + right



Red	B
Yellow	B
Green	B
Blue	B
White	A

3SU1032-2BM20-0AA0
3SU1032-2BM30-0AA0
3SU1032-2BM40-0AA0
3SU1032-2BM50-0AA0
3SU1032-2BM60-0AA0

1	1 unit	41J
1	1 unit	41J
1	1 unit	41J
1	1 unit	41J
1	1 unit	41J



3SU1032-2BM60-0AA0

Latching, 2x45°
(10:30/12/1:30 o'clock)



Red	B
Yellow	B
Green	A
Blue	B
White	A

3SU1032-2BL20-0AA0
3SU1032-2BL30-0AA0
3SU1032-2BL40-0AA0
3SU1032-2BL50-0AA0
3SU1032-2BL60-0AA0

1	1 unit	41J
1	1 unit	41J
1	1 unit	41J
1	1 unit	41J
1	1 unit	41J



3SU1032-2BL20-0AA0

Momentary contact/latching, 2x45°
(10:30/12/1:30 o'clock),
reset from left,
latching to the right



Red	B
Yellow	B
Green	B
Blue	B
White	A

3SU1032-2BP20-0AA0
3SU1032-2BP30-0AA0
3SU1032-2BP40-0AA0
3SU1032-2BP50-0AA0
3SU1032-2BP60-0AA0

1	1 unit	41J
1	1 unit	41J
1	1 unit	41J
1	1 unit	41J
1	1 unit	41J



3SU1032-2BP40-0AA0

Latching/momentary contact, 2x45°
(10:30/12/1:30 o'clock),
reset from right,
latching to the left



Red	B
Yellow	B
Green	B
Blue	B
White	B

3SU1032-2BN20-0AA0
3SU1032-2BN30-0AA0
3SU1032-2BN40-0AA0
3SU1032-2BN50-0AA0
3SU1032-2BN60-0AA0

1	1 unit	41J
1	1 unit	41J
1	1 unit	41J
1	1 unit	41J
1	1 unit	41J



3SU1032-2BN30-0AA0

SIRIUS ACT Pushbuttons and Indicator Lights

Actuators and Indicators, 22 mm, Plastic with Metal Front Ring, Matte
Actuating and Signaling Elements

Key-operated switches

Selection and ordering data

Operating principle	Make of lock	Switch position for key removal	Number of keys	DT	Article No.	Price per PU	PU (UNIT, SET, M)	PS*	PG
---------------------	--------------	---------------------------------	----------------	----	-------------	--------------	-------------------	-----	----

Key-operated switches

2 switch positions (O+I)



3SU1030-4BC01-0AA0

Momentary contact, 45° (10:30/12 o'clock), reset from center to left	RONIS, SB30	O	2	A	3SU1030-4BC01-0AA0		1	1 unit	41J
	RONIS, 455	O	2	B	3SU1030-4CC01-0AA0		1	1 unit	41J
	O.M.R. 73037, red	O	2	B	3SU1030-4FC01-0AA0		1	1 unit	41J
	O.M.R. 73038, light blue	O	2	B	3SU1030-4GC01-0AA0		1	1 unit	41J
	O.M.R. 73034, black	O	2	B	3SU1030-4HC01-0AA0		1	1 unit	41J
	O.M.R. 73033, yellow	O	2	B	3SU1030-4JC01-0AA0		1	1 unit	41J
	CES, SSG10	O	2	A	3SU1030-5BC01-0AA0		1	1 unit	41J
	CES, LSG1	O	2	B	3SU1030-5HC01-0AA0		1	1 unit	41J
	BKS, S1	O	2	A	3SU1030-5PC01-0AA0		1	1 unit	41J
	IKON, 360012K1	O	2	B	3SU1030-5XC01-0AA0		1	1 unit	41J



3SU1030-4BF01-0AA0

Latching, 90° (10:30/1:30 o'clock)	RONIS, SB30	O	2	A	3SU1030-4BF01-0AA0		1	1 unit	41J
		O+I	2	A	3SU1030-4BF11-0AA0		1	1 unit	41J
	RONIS, 455	I	2	B	3SU1030-4BF21-0AA0		1	1 unit	41J
		O	2	B	3SU1030-4CF01-0AA0		1	1 unit	41J



3SU1030-4FF01-0AA0

Latching, 90° (10:30/1:30 o'clock)	O.M.R. 73037, red	O	2	B	3SU1030-4FF01-0AA0		1	1 unit	41J
		O+I	2	B	3SU1030-4FF11-0AA0		1	1 unit	41J
	O.M.R. 73038, light blue	O	2	B	3SU1030-4GF01-0AA0		1	1 unit	41J
		O+I	2	B	3SU1030-4GF11-0AA0		1	1 unit	41J
	O.M.R. 73034, black	O	2	B	3SU1030-4HF01-0AA0		1	1 unit	41J
		O+I	2	B	3SU1030-4HF11-0AA0		1	1 unit	41J
		I	2	B	3SU1030-4HF21-0AA0		1	1 unit	41J
	O.M.R. 73033, yellow	O	2	B	3SU1030-4JF01-0AA0		1	1 unit	41J
		O+I	2	B	3SU1030-4JF11-0AA0		1	1 unit	41J



3SU1030-5BF01-0AA0

Latching, 90° (10:30/1:30 o'clock)	CES, SSG10	O	2	A	3SU1030-5BF01-0AA0		1	1 unit	41J
		O+I	2	A	3SU1030-5BF11-0AA0		1	1 unit	41J
		I	2	B	3SU1030-5BF21-0AA0		1	1 unit	41J
	CES, LSG1	O	2	B	3SU1030-5HF01-0AA0		1	1 unit	41J
		O+I	2	B	3SU1030-5HF11-0AA0		1	1 unit	41J



3SU1030-5PF01-0AA0






Latching, 90° (10:30/1:30 o'clock)	BKS, S1	O	2	B	3SU1030-5PF01-0AA0		1	1 unit	41J
		O+I	2	B	3SU1030-5PF11-0AA0		1	1 unit	41J
		I	2	B	3SU1030-5PF21-0AA0		1	1 unit	41J
	BKS, E1	O	1	B	3SU1030-5QF01-0AA0		1	1 unit	41J
		O+I	1	B	3SU1030-5QF11-0AA0		1	1 unit	41J
	BKS, E2	O	1	A	3SU1030-5RF01-0AA0		1	1 unit	41J
		O+I	1	B	3SU1030-5RF11-0AA0		1	1 unit	41J
	BKS, E7	O	1	A	3SU1030-5SF01-0AA0		1	1 unit	41J
		O+I	1	A	3SU1030-5SF11-0AA0		1	1 unit	41J
	BKS, E9	O	1	B	3SU1030-5TF01-0AA0		1	1 unit	41J
		O+I	1	B	3SU1030-5TF11-0AA0		1	1 unit	41J

Latching, 90° (10:30/1:30 o'clock)	IKON, 360012K1	O	2	A	3SU1030-5XF01-0AA0		1	1 unit	41J
		O+I	2	B	3SU1030-5XF11-0AA0		1	1 unit	41J

SIRIUS ACT Pushbuttons and Indicator Lights

Actuators and Indicators, 22 mm, Plastic with Metal Front Ring, Matte Actuating and Signaling Elements







Key-operated switches

Operating principle	Make of lock	Switch position for key removal	Number of keys	DT	Article No.	Price per PU	PU (UNIT, SET, M)	PS*	PG	
Key-operated switches										
3 switch positions (I+O+II)										
 <p>3SU1030-4BM01-0AA0</p>	Momentary contact, 2x45° (10:30/12/1:30 o'clock), reset from left + right	RONIS, SB30	O	2	B	3SU1030-4BM01-0AA0	1	1 unit	41J	
		O.M.R. 73037, red	O	2	B	3SU1030-4FM01-0AA0	1	1 unit	41J	
		O.M.R. 73034, black	O	2	B	3SU1030-4HM01-0AA0	1	1 unit	41J	
		CES, SSG10	O	2	A	3SU1030-5BM01-0AA0	1	1 unit	41J	
		BKS, S1	O	2	B	3SU1030-5PM01-0AA0	1	1 unit	41J	
		IKON, 360012K1	O	2	B	3SU1030-5XM01-0AA0	1	1 unit	41J	
 <p>3SU1030-4BL01-0AA0</p>	Latching, 2x45° (10:30/12/1:30 o'clock)	RONIS, SB30	O	2	B	3SU1030-4BL01-0AA0	1	1 unit	41J	
		I+O+II	2	A	3SU1030-4BL11-0AA0	1	1 unit	41J		
		I	2	B	3SU1030-4BL21-0AA0	1	1 unit	41J		
		II (right)	2	B	3SU1030-4BL31-0AA0	1	1 unit	41J		
		I+II	2	B	3SU1030-4BL41-0AA0	1	1 unit	41J		
		O+I (center, left)	2	B	3SU1030-4BL51-0AA0	1	1 unit	41J		
		RONIS, 455	O	2	B	3SU1030-4CL01-0AA0	1	1 unit	41J	
		I+O+II	2	B	3SU1030-4CL11-0AA0	1	1 unit	41J		
		O.M.R. 73037, red	O	2	B	3SU1030-4FL01-0AA0	1	1 unit	41J	
		O+I (center, left)	2	B	3SU1030-4FL51-0AA0	1	1 unit	41J		
		O.M.R. 73038, light blue	O	2	B	3SU1030-4GL01-0AA0	1	1 unit	41J	
		I+O+II	2	B	3SU1030-4GL11-0AA0	1	1 unit	41J		
		O.M.R. 73034, black	O	2	B	3SU1030-4HL01-0AA0	1	1 unit	41J	
		I+O+II	2	B	3SU1030-4HL11-0AA0	1	1 unit	41J		
O.M.R. 73033, yellow	I+O+II	2	B	3SU1030-4JL11-0AA0	1	1 unit	41J			
 <p>3SU1030-5BL01-0AA0</p>	CES, SSG10	O	2	B	3SU1030-5BL01-0AA0	1	1 unit	41J		
		I+O+II	2	A	3SU1030-5BL11-0AA0	1	1 unit	41J		
		I	2	B	3SU1030-5BL21-0AA0	1	1 unit	41J		
		II (right)	2	B	3SU1030-5BL31-0AA0	1	1 unit	41J		
		I+II (left, right)	2	B	3SU1030-5BL41-0AA0	1	1 unit	41J		
		O+I (center, left)	2	B	3SU1030-5BL51-0AA0	1	1 unit	41J		
		 <p>3SU1030-5PL01-0AA0</p>	BKS, S1	O	2	B	3SU1030-5PL01-0AA0	1	1 unit	41J
				I+O+II	2	B	3SU1030-5PL11-0AA0	1	1 unit	41J
I	2			B	3SU1030-5PL21-0AA0	1	1 unit	41J		
II (right)	2			B	3SU1030-5PL31-0AA0	1	1 unit	41J		
I+II (left, right)	2			B	3SU1030-5PL41-0AA0	1	1 unit	41J		
BKS, E2	I+O+II			1	B	3SU1030-5RL11-0AA0	1	1 unit	41J	
 <p>3SU1030-5TL01-0AA0</p>	IKON, 360012K1	O	2	B	3SU1030-5XL01-0AA0	1	1 unit	41J		
		I+O+II	2	B	3SU1030-5XL11-0AA0	1	1 unit	41J		

SIRIUS ACT Pushbuttons and Indicator Lights

Actuators and Indicators, 22 mm, Plastic with Metal Front Ring, Matte
Actuating and Signaling Elements

Key-operated switches / ID key-operated switches

Operating principle	Make of lock	Switch position for key removal	Number of keys	DT	Article No.	Price per PU	PU (UNIT, SET, M)	PS*	PG	
Key-operated switches										
3 switch positions (I+O+II)										
 <p>3SU1030-4BP01-0AA0</p>	Momentary contact/latching, 2x45° (10:30/12/1:30 o'clock), reset from left, latching to the right	RONIS, SB30	O	2	B	3SU1030-4BP01-0AA0	1	1 unit	41J	
			II (right)	2	B		3SU1030-4BP31-0AA0	1	1 unit	41J
			O + II (center, right)	2	B		3SU1030-4BP61-0AA0	1	1 unit	41J
		CES, SSG10	O	2	B	3SU1030-5BP01-0AA0	1	1 unit	41J	
			II (right)	2	B	3SU1030-5BP31-0AA0	1	1 unit	41J	
			O + II (center, right)	2	B	3SU1030-5BP61-0AA0	1	1 unit	41J	
	BKS, S1	O	2	B	3SU1030-5PP01-0AA0	1	1 unit	41J		
		Latching/momentary contact, 2x45° (10:30/12/1:30 o'clock), reset from right, latching to the left	RONIS, SB30	O	2	B	3SU1030-4BN01-0AA0	1	1 unit	41J
				I	2	B	3SU1030-4BN21-0AA0	1	1 unit	41J
	O+I (center, left)		2	B	3SU1030-4BN51-0AA0	1	1 unit	41J		
	O.M.R. 73038, light blue O.M.R. 73034, black	O	2	B	3SU1030-4GN01-0AA0	1	1 unit	41J		
			I	2	B	3SU1030-4HN21-0AA0	1	1 unit	41J	
			CES, SSG10	O	2	B	3SU1030-5BN01-0AA0	1	1 unit	41J
I	2			B	3SU1030-5BN21-0AA0	1	1 unit	41J		
O+I (center, left)	2	B		3SU1030-5BN51-0AA0	1	1 unit	41J			
 <p>3SU1030-5BN01-0AA0</p>	BKS, S1	O	2	B	3SU1030-5PN21-0AA0	1	1 unit	41J		
			O+I (center, left)	2	B	3SU1030-5PN51-0AA0	1	1 unit	41J	
		IKON, 360012K1	O+I (center, left)	2	B	3SU1030-5XN51-0AA0	1	1 unit	41J	

Selection and ordering data

Operating angle	Operating principle	Switch position for key removal	Color	DT	Article No.	Price per PU	PU (UNIT, SET, M)	PS*	PG
-----------------	---------------------	---------------------------------	-------	----	-------------	--------------	-------------------	-----	----

ID key-operated switches

4 switch positions (O+I+II+III)									
45	Latching	O+I+II+III	Black	X	3SU1030-4WS10-0AA0		1	1 unit	41J



3SU1030-4WS10-0AA0

For available keys, see page 13/117

For electronic modules for ID key-operated switches, see page 13/83

SIRIUS ACT Pushbuttons and Indicator Lights

Actuators and Indicators, 22 mm, Plastic with Metal Front Ring, Matte Actuating and Signaling Elements

Indicator lights

Selection and ordering data

Version of actuating element	Color	DT	Article No.	Price per PU	PU (UNIT, SET, M)	PS*	PG
------------------------------	-------	----	-------------	--------------	-------------------	-----	----

Indicator lights



Indicator lights with smooth lens

Amber
Red
Yellow
Green
Blue
White
Clear

B **3SU1001-6AA00-0AA0**
A **3SU1001-6AA20-0AA0**
A **3SU1001-6AA30-0AA0**
A **3SU1001-6AA40-0AA0**
A **3SU1001-6AA50-0AA0**
A **3SU1001-6AA60-0AA0**
A **3SU1001-6AA70-0AA0**

1 1 unit 41J
1 1 unit 41J
1 1 unit 41J
1 1 unit 41J
1 1 unit 41J
1 1 unit 41J
1 1 unit 41J


3SU1001-6AA20-0AA0

SIRIUS ACT Pushbuttons and Indicator Lights

Actuators and Indicators, 22 mm, Metal, Shiny Complete Units


Pushbuttons

Selection and ordering data


Supply voltage for light source		Color	Number of NO contacts	Number of NC contacts	DT	Screw terminals 	PU (UNIT, SET, M)	PS*	PG
At AC	At DC								
V	V					Article No.	Price per PU		

Pushbuttons


Pushbuttons with flat button, momentary contact


	--	--	Black	1	0	A	3SU1150-0AB10-1BA0	1	1 unit	41J
				0	1	B	3SU1150-0AB10-1CA0	1	1 unit	41J
			Red	1	0	B	3SU1150-0AB20-1BA0	1	1 unit	41J
				0	1	A	3SU1150-0AB20-1CA0	1	1 unit	41J
			Yellow	1	0	B	3SU1150-0AB30-1BA0	1	1 unit	41J
			Green	1	0	A	3SU1150-0AB40-1BA0	1	1 unit	41J
			Blue	1	0	B	3SU1150-0AB50-1BA0	1	1 unit	41J
			White	1	0	B	3SU1150-0AB60-1BA0	1	1 unit	41J
		Clear	1	0	B	3SU1150-0AB70-1BA0	1	1 unit	41J	


Pushbuttons with raised button, momentary contact

	--	--	Black	1	0	B	3SU1150-0BB10-1BA0	1	1 unit	41J
				0	1	B	3SU1150-0BB10-1CA0	1	1 unit	41J
			Red	0	1	B	3SU1150-0BB20-1CA0	1	1 unit	41J
			Blue	1	0	B	3SU1150-0BB50-1BA0	1	1 unit	41J

Illuminated pushbuttons with flat button, momentary contact, with integrated LED

	24	24	Amber	1	0	B	3SU1152-0AB00-1BA0	1	1 unit	41J
			Red	0	1	A	3SU1152-0AB20-1CA0	1	1 unit	41J
			Yellow	1	0	A	3SU1152-0AB30-1BA0	1	1 unit	41J
			Green	1	0	A	3SU1152-0AB40-1BA0	1	1 unit	41J
			Blue	1	0	A	3SU1152-0AB50-1BA0	1	1 unit	41J
			White	1	0	A	3SU1152-0AB60-1BA0	1	1 unit	41J
			Clear	1	0	A	3SU1152-0AB70-1BA0	1	1 unit	41J


	110	--	Amber	1	0	B	3SU1153-0AB00-1BA0	1	1 unit	41J
			Red	0	1	B	3SU1153-0AB20-1CA0	1	1 unit	41J
			Yellow	1	0	B	3SU1153-0AB30-1BA0	1	1 unit	41J
			Green	1	0	B	3SU1153-0AB40-1BA0	1	1 unit	41J
			Blue	1	0	B	3SU1153-0AB50-1BA0	1	1 unit	41J
			White	1	0	B	3SU1153-0AB60-1BA0	1	1 unit	41J
			Clear	1	0	B	3SU1153-0AB70-1BA0	1	1 unit	41J


	230	--	Amber	1	0	B	3SU1156-0AB00-1BA0	1	1 unit	41J
			Red	0	1	B	3SU1156-0AB20-1CA0	1	1 unit	41J
			Yellow	1	0	B	3SU1156-0AB30-1BA0	1	1 unit	41J
			Green	1	0	B	3SU1156-0AB40-1BA0	1	1 unit	41J
			Blue	1	0	B	3SU1156-0AB50-1BA0	1	1 unit	41J
			White	1	0	B	3SU1156-0AB60-1BA0	1	1 unit	41J
			Clear	1	0	B	3SU1156-0AB70-1BA0	1	1 unit	41J

SIRIUS ACT Pushbuttons and Indicator Lights

Actuators and Indicators, 22 mm, Metal, Shiny Complete Units

Pushbuttons

Supply voltage for light source		Color	Number of NO contacts	Number of NC contacts	DT	Spring-type terminals 	PU (UNIT, SET, M)	PS*	PG
At AC	At DC								
V	V					Article No.	Price per PU		
Pushbuttons with flat button, momentary contact									
--	--	Black	1	0	A	3SU1150-0AB10-3BA0	1	1 unit	41J
			0	1	B	3SU1150-0AB10-3CA0	1	1 unit	41J
		Red	0	1	B	3SU1150-0AB20-3CA0	1	1 unit	41J
		Yellow	1	0	B	3SU1150-0AB30-3BA0	1	1 unit	41J
		Green	1	0	B	3SU1150-0AB40-3BA0	1	1 unit	41J
		Blue	1	0	B	3SU1150-0AB50-3BA0	1	1 unit	41J
		White	1	0	B	3SU1150-0AB60-3BA0	1	1 unit	41J
Pushbuttons with raised button, momentary contact									
--	--	Red	0	1	B	3SU1150-0BB20-3CA0	1	1 unit	41J
Illuminated pushbuttons with flat button, momentary contact, with integrated LED									
24	24	Red	0	1	B	3SU1152-0AB20-3CA0	1	1 unit	41J
		Yellow	1	0	B	3SU1152-0AB30-3BA0	1	1 unit	41J
		Green	1	0	B	3SU1152-0AB40-3BA0	1	1 unit	41J
		Blue	1	0	B	3SU1152-0AB50-3BA0	1	1 unit	41J
		White	1	0	B	3SU1152-0AB60-3BA0	1	1 unit	41J
		Clear	1	0	B	3SU1152-0AB70-3BA0	1	1 unit	41J
110	--	Red	0	1	B	3SU1153-0AB20-3CA0	1	1 unit	41J
		Yellow	1	0	B	3SU1153-0AB30-3BA0	1	1 unit	41J
		Green	1	0	B	3SU1153-0AB40-3BA0	1	1 unit	41J
		Blue	1	0	B	3SU1153-0AB50-3BA0	1	1 unit	41J
		White	1	0	B	3SU1153-0AB60-3BA0	1	1 unit	41J
		Clear	1	0	B	3SU1153-0AB70-3BA0	1	1 unit	41J
230	--	Red	0	1	B	3SU1156-0AB20-3CA0	1	1 unit	41J
		Yellow	1	0	B	3SU1156-0AB30-3BA0	1	1 unit	41J
		Green	1	0	B	3SU1156-0AB40-3BA0	1	1 unit	41J
		Blue	1	0	B	3SU1156-0AB50-3BA0	1	1 unit	41J
		White	1	0	B	3SU1156-0AB60-3BA0	1	1 unit	41J
		Clear	1	0	B	3SU1156-0AB70-3BA0	1	1 unit	41J



3SU1150-0AB40-3BA0



3SU1150-0BB20-1CA0



3SU1152-0AB50-3BA0



3SU1153-0AB60-3BA0




3SU1156-0AB30-3BA0

SIRIUS ACT Pushbuttons and Indicator Lights

Actuators and Indicators, 22 mm, Metal, Shiny
Complete Units


Mushroom pushbuttons / EMERGENCY STOP mushroom pushbuttons

Selection and ordering data


Unlatching method	Number of NO contacts	Number of NC contacts	DT	Screw terminals 	PU (UNIT, SET, M)	PS*	PG
				Article No.	Price per PU		

Mushroom pushbuttons


With red mushroom, diameter 40 mm, latching



3SU1150-1BA20-1CA0

Pull to unlatch	0	1	A	3SU1150-1BA20-1CA0	1	1 unit	41J
				Spring-type terminals 			
Pull to unlatch	0	1	B	3SU1150-1BA20-3CA0	1	1 unit	41J

Selection and ordering data

Unlatching method	Number of NO contacts	Number of NC contacts	Marking	DT	Screw terminals 	PU (UNIT, SET, M)	PS*	PG
				Article No.	Price per PU			

EMERGENCY STOP mushroom pushbuttons, tamper-proof, in accordance with ISO 13850 and IEC 60947-5-5

With red mushroom, diameter 40 mm, with positive latching



3SU1150-1HA20-1CH0

Pull to unlatch	0	1	EMERGENCY STOP	B	3SU1150-1HA20-1CG0	1	1 unit	41J
	0	1	NOT-HALT	B	3SU1150-1HA20-1CH0	1	1 unit	41J




3SU1150-1HB20-1CH0

Rotate to unlatch	0	1	EMERGENCY STOP	B	3SU1150-1HB20-1CG0	1	1 unit	41J
	0	1	NOT-HALT	A	3SU1150-1HB20-1CH0	1	1 unit	41J
	0	1	ARRET D'URGENCE	B	3SU1150-1HB20-1CJ0	1	1 unit	41J



3SU1150-1HA20-3CH0

				Spring-type terminals 				
Pull to unlatch	0	1	NOT-HALT	B	3SU1150-1HA20-3CH0	1	1 unit	41J
	0	2	NOT-HALT	B	3SU1150-1HA20-3PH0	1	1 unit	41J




Rotate to unlatch	0	1	NOT-HALT	B	3SU1150-1HB20-3CH0	1	1 unit	41J
	0	2	NOT-HALT	B	3SU1150-1HB20-3PH0	1	1 unit	41J

SIRIUS ACT Pushbuttons and Indicator Lights

Actuators and Indicators, 22 mm, Metal, Shiny Complete Units


Selector switches / key-operated switches

Selection and ordering data

Operating principle	Color	Number of NO contacts	Number of NC contacts	DT	Screw terminals 	PU (UNIT, SET, M)	PS*	PG
					Article No.	Price per PU		

Selector switches

Short black actuator, 2 switch positions (O+I)

Latching, 90°	White	1	0	A	3SU1150-2BF60-1BA0	1	1 unit	41J
		1	1	A	3SU1150-2BF60-1MA0	1	1 unit	41J

Short black actuator, 3 switch positions (I+O+II)

Momentary contact, 2x45° reset from left + right	White	2	0	A	3SU1150-2BM60-1NA0	1	1 unit	41J
---	-------	---	---	---	---------------------------	---	--------	-----




Latching, 2x45°	White	2	0	A	3SU1150-2BL60-1NA0	1	1 unit	41J
-----------------	-------	---	---	---	---------------------------	---	--------	-----



Spring-type terminals

Short black actuator, 2 switch positions (O+I)

Latching, 90°	White	1	0	B	3SU1150-2BF60-3BA0	1	1 unit	41J
		1	1	B	3SU1150-2BF60-3MA0	1	1 unit	41J

Short black actuator, 3 switch positions (I+O+II)

Momentary contact, 2x45° reset from left + right	White	2	0	B	3SU1150-2BM60-3NA0	1	1 unit	41J
---	-------	---	---	---	---------------------------	---	--------	-----



Latching, 2x45°	White	2	0	B	3SU1150-2BL60-3NA0	1	1 unit	41J
-----------------	-------	---	---	---	---------------------------	---	--------	-----




3SU1150-2BF60-1BA0



3SU1150-2BL60-3NA0

Selection and ordering data

Operating principle	Switch position for key removal	Number of NO contacts	Number of NC contacts	DT	Screw terminals 	PU (UNIT, SET, M)	PS*	PG
					Article No.	Price per PU		

Key-operated switches

With Ronis lock, SB30, 2 switch positions (O+I)

Latching, 90° (10:30/1:30 o'clock)	O+I	1	0	B	3SU1150-4BF11-1BA0	1	1 unit	41J
---------------------------------------	-----	---	---	---	---------------------------	---	--------	-----



Spring-type terminals

	O+I	1	0	B	3SU1150-4BF11-3BA0	1	1 unit	41J
	O	0	2	B	3SU1150-4BF01-3PA0	1	1 unit	41J



3SU1150-4BF11-1BA0

SIRIUS ACT Pushbuttons and Indicator Lights

Actuators and Indicators, 22 mm, Metal, Shiny Compact Units


Indicator lights

Selection and ordering data


Operational voltage		Color		DT	Screw terminals	PU (UNIT, SET, M)	PS*	PG
At AC, rated value	At DC, rated value	Of actuating element	Of light source					
V	V				Article No.	Price per PU		

Indicator lights


With smooth lens and integrated LED

	24	24	Amber	Amber	B	3SU1152-6AA00-1AA0	1	1 unit	41J
			Red	Red	A	3SU1152-6AA20-1AA0	1	1 unit	41J
			Yellow	Yellow	A	3SU1152-6AA30-1AA0	1	1 unit	41J
			Green	Green	A	3SU1152-6AA40-1AA0	1	1 unit	41J
			Blue	Blue	B	3SU1152-6AA50-1AA0	1	1 unit	41J
			White	White	A	3SU1152-6AA60-1AA0	1	1 unit	41J
			Clear	White	B	3SU1152-6AA70-1AA0	1	1 unit	41J

3SU1152-6AA50-1AA0


	110	--	Amber	Amber	B	3SU1153-6AA00-1AA0	1	1 unit	41J
			Red	Red	A	3SU1153-6AA20-1AA0	1	1 unit	41J
			Yellow	Yellow	B	3SU1153-6AA30-1AA0	1	1 unit	41J
			Green	Green	A	3SU1153-6AA40-1AA0	1	1 unit	41J
			Blue	Blue	B	3SU1153-6AA50-1AA0	1	1 unit	41J
			White	White	B	3SU1153-6AA60-1AA0	1	1 unit	41J
			Clear	White	B	3SU1153-6AA70-1AA0	1	1 unit	41J

3SU1153-6AA00-1AA0


	AC 230	--	Red	Red	A	3SU1156-6AA20-1AA0	1	1 unit	41J
			Yellow	Yellow	B	3SU1156-6AA30-1AA0	1	1 unit	41J
			Green	Green	A	3SU1156-6AA40-1AA0	1	1 unit	41J
			Blue	Blue	B	3SU1156-6AA50-1AA0	1	1 unit	41J
			White	White	B	3SU1156-6AA60-1AA0	1	1 unit	41J
			Clear	White	B	3SU1156-6AA70-1AA0	1	1 unit	41J

3SU1156-6AA60-1AA0


Spring-type terminals

	24	24	Red	Red	B	3SU1152-6AA20-3AA0	1	1 unit	41J
			Yellow	Yellow	B	3SU1152-6AA30-3AA0	1	1 unit	41J
			Green	Green	B	3SU1152-6AA40-3AA0	1	1 unit	41J
			Blue	Blue	B	3SU1152-6AA50-3AA0	1	1 unit	41J
			White	White	B	3SU1152-6AA60-3AA0	1	1 unit	41J
			Clear	White	B	3SU1152-6AA70-3AA0	1	1 unit	41J

3SU1152-6AA40-3AA0

	110	--	Red	Red	B	3SU1153-6AA20-3AA0	1	1 unit	41J
			Yellow	Yellow	B	3SU1153-6AA30-3AA0	1	1 unit	41J
			Green	Green	B	3SU1153-6AA40-3AA0	1	1 unit	41J
			Blue	Blue	B	3SU1153-6AA50-3AA0	1	1 unit	41J
			White	White	B	3SU1153-6AA60-3AA0	1	1 unit	41J
			Clear	White	B	3SU1153-6AA70-3AA0	1	1 unit	41J

3SU1153-6AA30-3AA0

	230	--	Red	Red	B	3SU1156-6AA20-3AA0	1	1 unit	41J
			Yellow	Yellow	B	3SU1156-6AA30-3AA0	1	1 unit	41J
			Green	Green	B	3SU1156-6AA40-3AA0	1	1 unit	41J
			Blue	Blue	B	3SU1156-6AA50-3AA0	1	1 unit	41J
			White	White	B	3SU1156-6AA60-3AA0	1	1 unit	41J
			Clear	White	B	3SU1156-6AA70-3AA0	1	1 unit	41J

SIRIUS ACT Pushbuttons and Indicator Lights


Actuators and Indicators, 22 mm, Metal, Shiny Compact Units

Pushbuttons with extended stroke

Selection and ordering data

Version	Color	DT	Article No.	Price per PU	PU (UNIT, SET, M)	PS*	PG
---------	-------	----	-------------	--------------	-------------------	-----	----

Pushbuttons with extended stroke



Pushbuttons with flat button


Red
Green

B
B

3SU1250-0EB20-0AA0
3SU1250-0EB40-0AA0

1 1 unit 41J
1 1 unit 41J

3SU1250-0EB40-0AA0



Pushbuttons with raised button


Black

A

3SU1250-0FB10-0AA0

1 1 unit 41J

3SU1250-0FB10-0AA0



Illuminated pushbuttons with flat button

Red
Clear

B
B

3SU1251-0EB20-0AA0
3SU1251-0EB70-0AA0

1 1 unit 41J
1 1 unit 41J

3SU1251-0EB20-0AA0

Version	Material	Color	DT	Article No.	Price per PU	PU (UNIT, SET, M)	PS*	PG
---------	----------	-------	----	-------------	--------------	-------------------	-----	----

Accessories



Extension plungers
For compensation of the distance between the pushbutton and the unlatching button of an overload relay

Black

A

3SU1900-0KG10-0AA0

1 1 unit 41J





3SU1900-0KG10-0AA0

SIRIUS ACT Pushbuttons and Indicator Lights

Actuators and Indicators, 22 mm, Metal, Shiny
Actuating and Signaling Elements

Pushbuttons

Selection and ordering data




Version of actuating element Front ring version	Operating principle Unlatching method	Color, marking	DT	Article No.	Price per PU	PU (UNIT, SET, M)	PS*	PG	
Pushbuttons									
 3SU1050-0AB40-0AC0	Pushbuttons with flat button Standard	Momentary contact	Black	A	3SU1050-0AB10-0AA0		1	1 unit	41J
			Black, "O"	B	3SU1050-0AB10-0AD0		1	1 unit	41J
			Red	A	3SU1050-0AB20-0AA0		1	1 unit	41J
			Red, "O"	B	3SU1050-0AB20-0AD0		1	1 unit	41J
			Yellow	B	3SU1050-0AB30-0AA0		1	1 unit	41J
			Green	A	3SU1050-0AB40-0AA0		1	1 unit	41J
			Green, "I"	B	3SU1050-0AB40-0AC0		1	1 unit	41J
			Blue	B	3SU1050-0AB50-0AA0		1	1 unit	41J
			Blue, "R"	B	3SU1050-0AB50-0AR0		1	1 unit	41J
			White	B	3SU1050-0AB60-0AA0		1	1 unit	41J
			White, "⊕"	B	3SU1050-0AB60-0AB0		1	1 unit	41J
			White, "I"	B	3SU1050-0AB60-0AC0		1	1 unit	41J
			Clear	B	3SU1050-0AB70-0AA0		1	1 unit	41J
	Gray	B	3SU1050-0AB80-0AA0		1	1 unit	41J		
 3SU1050-0AA30-0AA0	Latching Push to unlatch		Black	B	3SU1050-0AA10-0AA0		1	1 unit	41J
			Red	B	3SU1050-0AA20-0AA0		1	1 unit	41J
			Yellow	B	3SU1050-0AA30-0AA0		1	1 unit	41J
			Green	B	3SU1050-0AA40-0AA0		1	1 unit	41J
			Blue	B	3SU1050-0AA50-0AA0		1	1 unit	41J
			White	B	3SU1050-0AA60-0AA0		1	1 unit	41J
 3SU1050-0BB20-0AA0	Pushbuttons with raised button Standard	Momentary contact	Black	B	3SU1050-0BB10-0AA0		1	1 unit	41J
			Red	B	3SU1050-0BB20-0AA0		1	1 unit	41J
			Yellow	B	3SU1050-0BB30-0AA0		1	1 unit	41J
			Green	B	3SU1050-0BB40-0AA0		1	1 unit	41J
			Blue	B	3SU1050-0BB50-0AA0		1	1 unit	41J
			White	B	3SU1050-0BB60-0AA0		1	1 unit	41J
		Latching Push to unlatch	Red	B	3SU1050-0BA20-0AA0		1	1 unit	41J
 3SU1050-0CB50-0AA0	Pushbuttons with flat button Raised	Momentary contact	Black	B	3SU1050-0CB10-0AA0		1	1 unit	41J
			Red	B	3SU1050-0CB20-0AA0		1	1 unit	41J
			Yellow	B	3SU1050-0CB30-0AA0		1	1 unit	41J
			Green	B	3SU1050-0CB40-0AA0		1	1 unit	41J
			Blue	B	3SU1050-0CB50-0AA0		1	1 unit	41J
			White	B	3SU1050-0CB60-0AA0		1	1 unit	41J

SIRIUS ACT Pushbuttons and Indicator Lights

Actuators and Indicators, 22 mm, Metal, Shiny

Actuating and Signaling Elements

Pushbuttons

Version of actuating element Front ring version	Operating principle Unlatching method	Color	DT	Article No.	Price per PU	PU (UNIT, SET, M)	PS*	PG	
Pushbuttons									
 3SU1051-0AB30-0AA0	Illuminated pushbuttons with flat button Standard	Momentary contact	Amber	B	3SU1051-0AB00-0AA0		1	1 unit	41J
			Red	A	3SU1051-0AB20-0AA0		1	1 unit	41J
			Yellow	B	3SU1051-0AB30-0AA0		1	1 unit	41J
			Green	A	3SU1051-0AB40-0AA0		1	1 unit	41J
			Blue	B	3SU1051-0AB50-0AA0		1	1 unit	41J
			White	A	3SU1051-0AB60-0AA0		1	1 unit	41J
			Clear	A	3SU1051-0AB70-0AA0		1	1 unit	41J
	 3SU1051-0AA20-0AA0	Latching Push to unlatch	Red	B	3SU1051-0AA20-0AA0		1	1 unit	41J
			Yellow	B	3SU1051-0AA30-0AA0		1	1 unit	41J
			Green	B	3SU1051-0AA40-0AA0		1	1 unit	41J
			Blue	B	3SU1051-0AA50-0AA0		1	1 unit	41J
			White	B	3SU1051-0AA60-0AA0		1	1 unit	41J
			Clear	B	3SU1051-0AA70-0AA0		1	1 unit	41J
 3SU1051-0BB20-0AA0	Illuminated pushbuttons with raised button Standard	Momentary contact	Amber	B	3SU1051-0BB00-0AA0		1	1 unit	41J
			Red	B	3SU1051-0BB20-0AA0		1	1 unit	41J
			Yellow	B	3SU1051-0BB30-0AA0		1	1 unit	41J
			Green	B	3SU1051-0BB40-0AA0		1	1 unit	41J
			Blue	B	3SU1051-0BB50-0AA0		1	1 unit	41J
			White	B	3SU1051-0BB60-0AA0		1	1 unit	41J
			Clear	B	3SU1051-0BB70-0AA0		1	1 unit	41J





SIRIUS ACT Pushbuttons and Indicator Lights

Actuators and Indicators, 22 mm, Metal, Shiny

Actuating and Signaling Elements

Twin pushbuttons

Selection and ordering data

Version of actuating element	Operating principle	Color	Marking	DT	Article No.	Price per PU	PU (UNIT, SET, M)	PS*	PG	
Twin pushbuttons										
	Twin pushbuttons, flat, flat	Momentary contact	Green / Red	--	B	3SU1050-3AB42-0AA0		1	1 unit	41J
				"I" / "O"	B	3SU1050-3AB42-0AK0		1	1 unit	41J
			White / Black	--	B	3SU1050-3AB61-0AA0		1	1 unit	41J
				"I" / "O"	B	3SU1050-3AB61-0AK0		1	1 unit	41J
			White / White	--	B	3SU1050-3AB66-0AA0		1	1 unit	41J
				"-" / "+" Arrows, hor.	B	3SU1050-3AB66-0AL0 3SU1050-3AB66-0AM0		1	1 unit	41J
	Black / Black	--	B	3SU1050-3AB11-0AA0		1	1 unit	41J		
			Symbol No. 5264 / 5265 (IEC 60417)	B	3SU1050-3AB11-0AQ0		1	1 unit	41J	
	Twin pushbuttons, flat, raised	Momentary contact	Green / Red	--	B	3SU1050-3BB42-0AA0		1	1 unit	41J
				"I" / "O"	B	3SU1050-3BB42-0AK0		1	1 unit	41J
			White / Black	--	B	3SU1050-3BB61-0AA0		1	1 unit	41J
				"I" / "O"	B	3SU1050-3BB61-0AK0		1	1 unit	41J
	Twin pushbuttons, flat, flat, illuminated	Momentary contact	Green / Red	--	B	3SU1051-3AB42-0AA0		1	1 unit	41J
				"I" / "O"	A	3SU1051-3AB42-0AK0		1	1 unit	41J
				Arrows, vert.	B	3SU1051-3AB42-0AN0		1	1 unit	41J
			White / Black	--	B	3SU1051-3AB61-0AA0		1	1 unit	41J
			"I" / "O"	B	3SU1051-3AB61-0AK0		1	1 unit	41J	
	Twin pushbuttons, flat, raised, illuminated	Momentary contact	Green / Red	--	B	3SU1051-3BB42-0AA0		1	1 unit	41J
				"I" / "O"	B	3SU1051-3BB42-0AK0		1	1 unit	41J
			White / Black	--	B	3SU1051-3BB61-0AA0		1	1 unit	41J
				"I" / "O"	B	3SU1051-3BB61-0AK0		1	1 unit	41J

3SU1051-3BB61-0AA0

SIRIUS ACT Pushbuttons and Indicator Lights

Actuators and Indicators, 22 mm, Metal, Shiny

Actuating and Signaling Elements

Mushroom pushbuttons

Selection and ordering data

Version of actuating element	Operating principle Unlatching method	Color	DT	Article No.	Price per PU	PU (UNIT, SET, M)	PS*	PG
------------------------------	--	-------	----	-------------	--------------	-------------------	-----	----

Mushroom pushbuttons

2 switch positions

Mushroom pushbuttons

30 mm diameter,
2 positions

Momentary contact

Black B
Red B
Yellow B
Green B

3SU1050-1AD10-0AA0
3SU1050-1AD20-0AA0
3SU1050-1AD30-0AA0
3SU1050-1AD40-0AA0

1 1 unit 41J
1 1 unit 41J
1 1 unit 41J
1 1 unit 41J

Latching

Black B

3SU1050-1AA10-0AA0

1 1 unit 41J

Pull to unlatch

Red B

3SU1050-1AA20-0AA0

1 1 unit 41J



3SU1050-1AD20-0AA0

Mushroom pushbuttons

40 mm diameter,
2 positions

Momentary contact

Black B
Red B
Yellow B
Green B

3SU1050-1BD10-0AA0
3SU1050-1BD20-0AA0
3SU1050-1BD30-0AA0
3SU1050-1BD40-0AA0

1 1 unit 41J
1 1 unit 41J
1 1 unit 41J
1 1 unit 41J

Latching

Black B

3SU1050-1BA10-0AA0

1 1 unit 41J

Pull to unlatch

Red B

3SU1050-1BA20-0AA0

1 1 unit 41J

Yellow B

3SU1050-1BA30-0AA0

1 1 unit 41J



3SU1050-1BD30-0AA0

Mushroom pushbuttons

60 mm diameter,
2 positions

Momentary contact

Black B
Red B
Yellow B
Green B

3SU1050-1CD10-0AA0
3SU1050-1CD20-0AA0
3SU1050-1CD30-0AA0
3SU1050-1CD40-0AA0

1 1 unit 41J
1 1 unit 41J
1 1 unit 41J
1 1 unit 41J

Latching

Black B

3SU1050-1CA10-0AA0

1 1 unit 41J

Pull to unlatch

Red B

3SU1050-1CA20-0AA0

1 1 unit 41J



3SU1050-1CD40-0AA0

Mushroom pushbuttons

30 mm diameter,
2 positions,
illuminated

Momentary contact

Yellow B
Green B
White B

3SU1051-1AD30-0AA0
3SU1051-1AD40-0AA0
3SU1051-1AD60-0AA0

1 1 unit 41J
1 1 unit 41J
1 1 unit 41J

Latching

Amber B

3SU1051-1AA00-0AA0

1 1 unit 41J

Pull to unlatch

Red B

3SU1051-1AA20-0AA0

1 1 unit 41J

Yellow B

3SU1051-1AA30-0AA0

1 1 unit 41J

Green B

3SU1051-1AA40-0AA0

1 1 unit 41J

Blue B

3SU1051-1AA50-0AA0

1 1 unit 41J

Clear B

3SU1051-1AA70-0AA0

1 1 unit 41J



3SU1051-1AD60-0AA0

Mushroom pushbuttons

40 mm diameter,
2 positions,
illuminated

Momentary contact

Amber B
Yellow B
Green B
White B

3SU1051-1BD00-0AA0
3SU1051-1BD30-0AA0
3SU1051-1BD40-0AA0
3SU1051-1BD60-0AA0

1 1 unit 41J
1 1 unit 41J
1 1 unit 41J
1 1 unit 41J

Latching

Amber B

3SU1051-1BA00-0AA0

1 1 unit 41J

Pull to unlatch

Red B

3SU1051-1BA20-0AA0

1 1 unit 41J

Yellow B

3SU1051-1BA30-0AA0

1 1 unit 41J

Green B

3SU1051-1BA40-0AA0

1 1 unit 41J

Blue B

3SU1051-1BA50-0AA0

1 1 unit 41J

Clear B

3SU1051-1BA70-0AA0

1 1 unit 41J



3SU1051-1BD40-0AA0

Mushroom pushbuttons

60 mm diameter,
2 positions,
illuminated

Momentary contact

Amber B
Yellow B
Green B
White B

3SU1051-1CD00-0AA0
3SU1051-1CD30-0AA0
3SU1051-1CD40-0AA0
3SU1051-1CD60-0AA0

1 1 unit 41J
1 1 unit 41J
1 1 unit 41J
1 1 unit 41J

Latching

Red B

3SU1051-1CA20-0AA0

1 1 unit 41J

Pull to unlatch

Yellow B

3SU1051-1CA30-0AA0

1 1 unit 41J

Green B

3SU1051-1CA40-0AA0

1 1 unit 41J

Blue B

3SU1051-1CA50-0AA0

1 1 unit 41J

Clear B

3SU1051-1CA70-0AA0

1 1 unit 41J



3SU1051-1CA50-0AA0

SIRIUS ACT Pushbuttons and Indicator Lights

Actuators and Indicators, 22 mm, Metal, Shiny
Actuating and Signaling Elements

Mushroom pushbuttons / EMERGENCY STOP mushroom pushbuttons

Version of actuating element	Operating principle Unlatching method	Color	DT	Article No.	Price per PU	PU (UNIT, SET, M)	PS*	PG
------------------------------	--	-------	----	-------------	--------------	-------------------	-----	----

Mushroom pushbuttons

2 switch positions

Mushroom pushbuttons with raised mushroom, tamper-proof, 40 mm diameter, 2 positions



3SU1050-1HB10-0AA0

Latching
Rotate to unlatch

Black B

3SU1050-1HB10-0AA0

1 1 unit 41J

3 switch positions

Mushroom pushbuttons 40 mm diameter, 3 positions



3SU1050-1EA20-0AA0

Momentary contact



Black B

3SU1050-1ED10-0AA0

1 1 unit 41J

Red B

3SU1050-1ED20-0AA0

1 1 unit 41J

Latching



Black B

3SU1050-1EA10-0AA0

1 1 unit 41J

Red B

3SU1050-1EA20-0AA0

1 1 unit 41J

Latching



Pull to unlatch

Mushroom pushbuttons 40 mm diameter, 3 positions, illuminated



3SU1051-1EA40-0AA0

Momentary contact



Red B

3SU1051-1ED20-0AA0

1 1 unit 41J

White B

3SU1051-1ED60-0AA0

1 1 unit 41J

Latching



Red B

3SU1051-1EA20-0AA0

1 1 unit 41J

Green B

3SU1051-1EA40-0AA0

1 1 unit 41J

Pull to unlatch

Selection and ordering data

Version of actuating element	Outer diameter of mushroom	Make of lock	Color	DT	Article No.	Price per PU	PU (UNIT, SET, M)	PS*	PG
------------------------------	----------------------------	--------------	-------	----	-------------	--------------	-------------------	-----	----

EMERGENCY STOP mushroom pushbuttons

With pull-to-unlatch mechanism

EMERGENCY STOP mushroom pushbuttons tamper-proof, 2 positions



3SU1050-1HA20-0AA0

40 --

Red B

3SU1050-1HA20-0AA0

1 1 unit 41J

With rotate-to-unlatch mechanism

EMERGENCY STOP mushroom pushbuttons tamper-proof, 2 positions



33.8 --

Red B

3SU1050-1GB20-0AA0

1 1 unit 41J

SIRIUS ACT Pushbuttons and Indicator Lights

Actuators and Indicators, 22 mm, Metal, Shiny
Actuating and Signaling Elements

EMERGENCY STOP mushroom pushbuttons

Version of actuating element	Outer diameter of mushroom	Make of lock	Color	DT	Article No.	Price per PU	PU (UNIT, SET, M)	PS*	PG
------------------------------	----------------------------	--------------	-------	----	-------------	--------------	-------------------	-----	----

EMERGENCY STOP mushroom pushbuttons

With rotate-to-unlatch mechanism

EMERGENCY STOP mushroom pushbuttons
tamper-proof,
2 positions



3SU1050-1HB20-0AA0

40	--		Red	A	3SU1050-1HB20-0AA0		1	1 unit	41J
----	----	--	-----	---	---------------------------	--	---	--------	-----



3SU1050-1JB20-0AA0

60	--		Red	B	3SU1050-1JB20-0AA0		1	1 unit	41J
----	----	--	-----	---	---------------------------	--	---	--------	-----

With rotate-to-unlatch mechanism, can be illuminated

EMERGENCY STOP mushroom pushbuttons
tamper-proof,
2 positions



3SU1051-1HB20-0AA0

33.8	--		Red	B	3SU1051-1GB20-0AA0		1	1 unit	41J
40				B	3SU1051-1HB20-0AA0		1	1 unit	41J
60				B	3SU1051-1JB20-0AA0		1	1 unit	41J

With key-operated release

EMERGENCY STOP mushroom pushbuttons
tamper-proof,
2 positions



3SU1050-1HF20-0AA0

40	RONIS SB30	Red	B	3SU1050-1HF20-0AA0		1	1 unit	41J
	RONIS 455		B	3SU1050-1HG20-0AA0		1	1 unit	41J
	RONIS 421		B	3SU1050-1HH20-0AA0		1	1 unit	41J



3SU1050-1HQ20-0AA0

	BKS S1		B	3SU1050-1HK20-0AA0		1	1 unit	41J
	BKS E7		B	3SU1050-1HM20-0AA0		1	1 unit	41J
	BKS E9		B	3SU1050-1HN20-0AA0		1	1 unit	41J
	O.M.R. 73037		B	3SU1050-1HQ20-0AA0		1	1 unit	41J



3SU1050-1HR20-0AA0

	CES SSG10		B	3SU1050-1HR20-0AA0		1	1 unit	41J
	CES SSP9		B	3SU1050-1HS20-0AA0		1	1 unit	41J
	CES VL5	Black	B	3SU1050-1HU10-0AA0		1	1 unit	41J
		Red	B	3SU1050-1HU20-0AA0		1	1 unit	41J
	CES VL1		B	3SU1050-1HV20-0AA0		1	1 unit	41J
	IKON		B	3SU1050-1HX20-0AA0		1	1 unit	41J
	360012K1							

SIRIUS ACT Pushbuttons and Indicator Lights

Actuators and Indicators, 22 mm, Metal, Shiny
Actuating and Signaling Elements

Selector switches

Selection and ordering data

Version of actuating element	Operating principle	Color	DT	Article No.	Price per PU	PU (UNIT, SET, M)	PS*	PG
------------------------------	---------------------	-------	----	-------------	--------------	-------------------	-----	----

Selector switches

2 switch positions (O+I), can be illuminated

Selector, short black actuator

Momentary contact, 45°
(10:30/12 o'clock),
reset from center to left



Red	B
Yellow	B
Green	B
Blue	B
White	B

3SU1052-2BC20-0AA0
3SU1052-2BC30-0AA0
3SU1052-2BC40-0AA0
3SU1052-2BC50-0AA0
3SU1052-2BC60-0AA0

1	1 unit	41J
1	1 unit	41J
1	1 unit	41J
1	1 unit	41J
1	1 unit	41J



3SU1052-2BC20-0AA0



3SU1052-2BF40-0AA0

Latching, 90°
(10:30/1:30 o'clock)



Amber	B
Red	B
Green	B
White	A

3SU1052-2BF00-0AA0
3SU1052-2BF20-0AA0
3SU1052-2BF40-0AA0
3SU1052-2BF60-0AA0

1	1 unit	41J
1	1 unit	41J
1	1 unit	41J
1	1 unit	41J

Selector, long black actuator

Momentary contact, 45°
(10:30/12 o'clock), reset
from center to left



Yellow	B
Green	B
Blue	B
White	B

3SU1052-2CC30-0AA0
3SU1052-2CC40-0AA0
3SU1052-2CC50-0AA0
3SU1052-2CC60-0AA0

1	1 unit	41J
1	1 unit	41J
1	1 unit	41J
1	1 unit	41J



3SU1052-2CF60-0AA0

Latching, 90°
(10:30/1:30 o'clock)



Red	B
Yellow	B
Green	B
Blue	B
White	B

3SU1052-2CF20-0AA0
3SU1052-2CF30-0AA0
3SU1052-2CF40-0AA0
3SU1052-2CF50-0AA0
3SU1052-2CF60-0AA0

1	1 unit	41J
1	1 unit	41J
1	1 unit	41J
1	1 unit	41J
1	1 unit	41J

3 switch positions (I+O+II), can be illuminated

Selector, short black actuator

Momentary contact, 2x45°
(10:30/12/1:30 o'clock),
reset from left + right



Amber	B
Red	B
Yellow	B
Green	B
Blue	B
White	A

3SU1052-2BM00-0AA0
3SU1052-2BM20-0AA0
3SU1052-2BM30-0AA0
3SU1052-2BM40-0AA0
3SU1052-2BM50-0AA0
3SU1052-2BM60-0AA0

1	1 unit	41J
1	1 unit	41J
1	1 unit	41J
1	1 unit	41J
1	1 unit	41J
1	1 unit	41J



3SU1052-2BM50-0AA0



3SU1052-2BL30-0AA0

Latching, 2x45°
(10:30/12/1:30 o'clock)



Red	B
Yellow	B
Green	B
White	A

3SU1052-2BL20-0AA0
3SU1052-2BL30-0AA0
3SU1052-2BL40-0AA0
3SU1052-2BL60-0AA0

1	1 unit	41J
1	1 unit	41J
1	1 unit	41J
1	1 unit	41J

SIRIUS ACT Pushbuttons and Indicator Lights

Actuators and Indicators, 22 mm, Metal, Shiny

Actuating and Signaling Elements

Selector switches

Version of actuating element	Operating principle	Color	DT	Article No.	Price per PU	PU (UNIT, SET, M)	PS*	PG
------------------------------	---------------------	-------	----	-------------	--------------	-------------------	-----	----

Selector switches

3 switch positions (I+O+II), can be illuminated

Selector, short black actuator

Momentary contact/
latching, 2x45°
(10:30/12/1:30 o'clock),
reset from left,
latching to the right



White B

3SU1052-2BP60-0AA0

1 1 unit 41J

Latching/momentary
contact, 2x45°
(10:30/12/1:30 o'clock),
reset from right,
latching to the left



Red B
Green B
White B

3SU1052-2BN20-0AA0
3SU1052-2BN40-0AA0
3SU1052-2BN60-0AA0

1 1 unit 41J
1 1 unit 41J
1 1 unit 41J

Selector, long black actuator

Momentary contact, 2x45°
(10:30/12/1:30 o'clock),
reset from left + right



Red B
Green B
White B

3SU1052-2CM20-0AA0
3SU1052-2CM40-0AA0
3SU1052-2CM60-0AA0

1 1 unit 41J
1 1 unit 41J
1 1 unit 41J

Latching, 2x45°
(10:30/12/1:30 o'clock)



Red B
Green B
White B

3SU1052-2CL20-0AA0
3SU1052-2CL40-0AA0
3SU1052-2CL60-0AA0

1 1 unit 41J
1 1 unit 41J
1 1 unit 41J

Momentary contact/
latching, 2x45°
(10/12/2 o'clock),
reset from left,
latching to the right



Red B
White B

3SU1052-2CP20-0AA0
3SU1052-2CP60-0AA0

1 1 unit 41J
1 1 unit 41J

Latching/momentary
contact, 2x45°
(10:30/12/1:30 o'clock),
reset from right,
latching to the left



Red B
White B

3SU1052-2CN20-0AA0
3SU1052-2CN60-0AA0

1 1 unit 41J
1 1 unit 41J



3SU1052-2BN20-0AA0



3SU1052-2CL40-0AA0

SIRIUS ACT Pushbuttons and Indicator Lights

Actuators and Indicators, 22 mm, Metal, Shiny
Actuating and Signaling Elements

Key-operated switches

Selection and ordering data

Operating principle	Make of lock	Switch position for key removal	Number of keys	DT	Article No.	Price per PU	PU (UNIT, SET, M)	PS*	PG
---------------------	--------------	---------------------------------	----------------	----	-------------	--------------	-------------------	-----	----

Key-operated switches

2 switch positions (O+I)



Momentary contact, 45° (10:30/12 o'clock), reset from center to left



3SU1050-4BC01-0AA0

RONIS, SB30	O	2	B	3SU1050-4BC01-0AA0	1	1 unit	41J
RONIS, 455	O	2	B	3SU1050-4CC01-0AA0	1	1 unit	41J
O.M.R. 73037, red	O	2	B	3SU1050-4FC01-0AA0	1	1 unit	41J
O.M.R. 73038, light blue	O	2	B	3SU1050-4GC01-0AA0	1	1 unit	41J
O.M.R. 73034, black	O	2	B	3SU1050-4HC01-0AA0	1	1 unit	41J
O.M.R. 73033, yellow	O	2	B	3SU1050-4JC01-0AA0	1	1 unit	41J
CES, SSG10	O	2	B	3SU1050-5BC01-0AA0	1	1 unit	41J
CES, LSG1	O	2	B	3SU1050-5HC01-0AA0	1	1 unit	41J
CES, VL5	O	2	B	3SU1050-5KC01-0AA0	1	1 unit	41J
CES, STGH10	O	2	B	3SU1050-5LC01-0AA0	1	1 unit	41J
BKS, S1	O	2	B	3SU1050-5PC01-0AA0	1	1 unit	41J
IKON, 360012K1	O	2	B	3SU1050-5XC01-0AA0	1	1 unit	41J



Latching, 90° (10:30/1:30 o'clock)



3SU1050-4BF01-0AA0

RONIS, SB30	O	2	B	3SU1050-4BF01-0AA0	1	1 unit	41J
	O+I	2	B	3SU1050-4BF11-0AA0	1	1 unit	41J
	I	2	B	3SU1050-4BF21-0AA0	1	1 unit	41J
RONIS, 455	O	2	B	3SU1050-4CF01-0AA0	1	1 unit	41J
	O+I	2	B	3SU1050-4CF11-0AA0	1	1 unit	41J
	I	2	B	3SU1050-4CF21-0AA0	1	1 unit	41J
RONIS, 421	O+I	2	B	3SU1050-4DF11-0AA0	1	1 unit	41J



3SU1050-4GF11-0AA0

O.M.R. 73037, red	O	2	B	3SU1050-4FF01-0AA0	1	1 unit	41J
	O+I	2	B	3SU1050-4FF11-0AA0	1	1 unit	41J
	I	2	B	3SU1050-4FF21-0AA0	1	1 unit	41J
O.M.R. 73038, light blue	O	2	B	3SU1050-4GF01-0AA0	1	1 unit	41J
	O+I	2	B	3SU1050-4GF11-0AA0	1	1 unit	41J
	I	2	B	3SU1050-4GF21-0AA0	1	1 unit	41J
O.M.R. 73034, black	O	2	B	3SU1050-4HF01-0AA0	1	1 unit	41J
	O+I	2	B	3SU1050-4HF11-0AA0	1	1 unit	41J
	I	2	B	3SU1050-4HF21-0AA0	1	1 unit	41J
O.M.R. 73033, yellow	O	2	B	3SU1050-4JF01-0AA0	1	1 unit	41J
	O+I	2	B	3SU1050-4JF11-0AA0	1	1 unit	41J
	I	2	B	3SU1050-4JF21-0AA0	1	1 unit	41J



3SU1050-5BF01-0AA0

CES, SSG10	O	2	B	3SU1050-5BF01-0AA0	1	1 unit	41J
	O+I	2	B	3SU1050-5BF11-0AA0	1	1 unit	41J
	I	2	B	3SU1050-5BF21-0AA0	1	1 unit	41J
CES, LSG1	O	2	B	3SU1050-5HF01-0AA0	1	1 unit	41J
	O+I	2	B	3SU1050-5HF11-0AA0	1	1 unit	41J
CES, VL5	O	2	B	3SU1050-5KF01-0AA0	1	1 unit	41J
CES, STGH10	O+I	2	B	3SU1050-5LF11-0AA0	1	1 unit	41J



BKS, S1	O	2	B	3SU1050-5PF01-0AA0	1	1 unit	41J
	O+I	2	B	3SU1050-5PF11-0AA0	1	1 unit	41J
	I	2	B	3SU1050-5PF21-0AA0	1	1 unit	41J
BKS, E1	O	1	B	3SU1050-5QF01-0AA0	1	1 unit	41J
	O+I	1	B	3SU1050-5QF11-0AA0	1	1 unit	41J
BKS, E2	O	1	B	3SU1050-5RF01-0AA0	1	1 unit	41J
	O+I	1	B	3SU1050-5RF11-0AA0	1	1 unit	41J
BKS, E7	O	1	B	3SU1050-5SF01-0AA0	1	1 unit	41J
	O+I	1	B	3SU1050-5SF11-0AA0	1	1 unit	41J
BKS, E9	O	1	B	3SU1050-5TF01-0AA0	1	1 unit	41J
	O+I	1	B	3SU1050-5TF11-0AA0	1	1 unit	41J

SIRIUS ACT Pushbuttons and Indicator Lights

Actuators and Indicators, 22 mm, Metal, Shiny

Actuating and Signaling Elements

Key-operated switches

Selection and ordering data

Operating principle	Make of lock	Switch position for key removal	Number of keys	DT	Article No.	Price per PU	PU (UNIT, SET, M)	PS*	PG
---------------------	--------------	---------------------------------	----------------	----	-------------	--------------	-------------------	-----	----

Key-operated switches

3 switch positions (I+O+II)

Momentary contact, 2x45° (10:30/12/1:30 o'clock), reset from left + right



Momentary contact, 2x45° (10:30/12/1:30 o'clock), reset from left + right	RONIS, SB30	O	2	B	3SU1050-4BM01-0AA0		1	1 unit	41J	
	RONIS, 455	O	2	B	3SU1050-4CM01-0AA0		1	1 unit	41J	
	O.M.R. 73034, black	O	2	B	3SU1050-4HM01-0AA0		1	1 unit	41J	
	CES, SSG10	O	2	B	3SU1050-5BM01-0AA0		1	1 unit	41J	
	CES, STGH10	O	2	B	3SU1050-5LM01-0AA0		1	1 unit	41J	
	BKS, S1	O	2	B	3SU1050-5PM01-0AA0		1	1 unit	41J	
Latching, 2x45° (10:30/12/1:30 o'clock)	RONIS, SB30	O	2	B	3SU1050-4BL01-0AA0		1	1 unit	41J	
		I+O+II	2	B	3SU1050-4BL11-0AA0		1	1 unit	41J	
		I	2	B	3SU1050-4BL21-0AA0		1	1 unit	41J	
		II (right)	2	B	3SU1050-4BL31-0AA0		1	1 unit	41J	
		I+II (left, right)	2	B	3SU1050-4BL41-0AA0		1	1 unit	41J	
		O+I (center, left)	2	B	3SU1050-4BL51-0AA0		1	1 unit	41J	
	RONIS, 455	O	2	B	3SU1050-4CL01-0AA0		1	1 unit	41J	
		I+O+II	2	B	3SU1050-4CL11-0AA0		1	1 unit	41J	
		O	2	B	3SU1050-4DL11-0AA0		1	1 unit	41J	
	RONIS, 421	O	2	B	3SU1050-4FL11-0AA0		1	1 unit	41J	
		I+O+II	2	B	3SU1050-4FL11-0AA0		1	1 unit	41J	
		O.M.R. 73037, red	I+O+II	2	B	3SU1050-4GL01-0AA0		1	1 unit	41J
		O.M.R. 73038, light blue	O	2	B	3SU1050-4GL11-0AA0		1	1 unit	41J
		I+O+II	2	B	3SU1050-4GL11-0AA0		1	1 unit	41J	
		O.M.R. 73034, black	O	2	B	3SU1050-4HL01-0AA0		1	1 unit	41J
	I+O+II	2	B	3SU1050-4HL11-0AA0		1	1 unit	41J		
	CES, SSG10	O	2	B	3SU1050-5BL01-0AA0		1	1 unit	41J	
		I+O+II	2	B	3SU1050-5BL11-0AA0		1	1 unit	41J	
I		2	B	3SU1050-5BL21-0AA0		1	1 unit	41J		
II (right)		2	B	3SU1050-5BL31-0AA0		1	1 unit	41J		
I+II (left, right)		2	B	3SU1050-5BL41-0AA0		1	1 unit	41J		
BKS, S1		O	2	B	3SU1050-5PL01-0AA0		1	1 unit	41J	
	I+O+II	2	B	3SU1050-5PL11-0AA0		1	1 unit	41J		
	I	2	B	3SU1050-5PL21-0AA0		1	1 unit	41J		
	I+II (left, right)	2	B	3SU1050-5PL41-0AA0		1	1 unit	41J		
	IKON, 360012K1	O	2	B	3SU1050-5XL01-0AA0		1	1 unit	41J	
		I+O+II	2	B	3SU1050-5XL11-0AA0		1	1 unit	41J	



SIRIUS ACT Pushbuttons and Indicator Lights

Actuators and Indicators, 22 mm, Metal, Shiny
Actuating and Signaling Elements

Key-operated switches / Indicator lights

Selection and ordering data

Operating principle	Make of lock	Switch position for key removal	Number of keys	DT	Article No.	Price per PU	PU (UNIT, SET, M)	PS*	PG
---------------------	--------------	---------------------------------	----------------	----	-------------	--------------	-------------------	-----	----

Key-operated switches

3 switch positions (I+O+II)



3SU1050-4BP01-0AA0

Momentary contact/latching, 2x45° (10:30/12/1:30 o'clock), reset from left, latching to the right	RONIS, SB30	O	2	B	3SU1050-4BP01-0AA0		1	1 unit	41J
		O+II (center, right)	2	B	3SU1050-4BP61-0AA0		1	1 unit	41J
O.M.R. 73034, black	O.M.R. 73033, yellow	II (right)	2	B	3SU1050-4HP31-0AA0		1	1 unit	41J
		II (right)	2	B	3SU1050-4JP31-0AA0		1	1 unit	41J
CES, SSG10	O	O	2	B	3SU1050-5BP01-0AA0		1	1 unit	41J
		II (right)	2	B	3SU1050-5BP31-0AA0		1	1 unit	41J
		O+II (center, right)	2	B	3SU1050-5BP61-0AA0		1	1 unit	41J
BKS, S1	O	O	2	B	3SU1050-5PP01-0AA0		1	1 unit	41J
		I	2	B	3SU1050-4BN01-0AA0		1	1 unit	41J
		O+I (center, left)	2	B	3SU1050-4BN51-0AA0		1	1 unit	41J
Latching/momentary contact, 2x45° (10:30/12/1:30 o'clock), reset from right, latching to the left	CES, SSG10	O	2	B	3SU1050-5BN01-0AA0		1	1 unit	41J
		I	2	B	3SU1050-5BN21-0AA0		1	1 unit	41J
		O+I (center, left)	2	B	3SU1050-5BN51-0AA0		1	1 unit	41J
CES, STGH10	BKS, S1	O	2	B	3SU1050-5LN51-0AA0		1	1 unit	41J
		I	2	B	3SU1050-5PN01-0AA0		1	1 unit	41J
		O+I (center, left)	2	B	3SU1050-5PN21-0AA0		1	1 unit	41J
		O+I (center, left)	2	B	3SU1050-5PN51-0AA0		1	1 unit	41J



Selection and ordering data

Version of actuating element	Color	DT	Article No.	Price per PU	PU (UNIT, SET, M)	PS*	PG
------------------------------	-------	----	-------------	--------------	-------------------	-----	----

Indicator lights



3SU1051-6AA40-0AA0

Indicator lights with smooth lens	Amber	B	3SU1051-6AA00-0AA0		1	1 unit	41J
	Red	A	3SU1051-6AA20-0AA0		1	1 unit	41J
	Yellow	A	3SU1051-6AA30-0AA0		1	1 unit	41J
	Green	A	3SU1051-6AA40-0AA0		1	1 unit	41J
	Blue	B	3SU1051-6AA50-0AA0		1	1 unit	41J
	White	A	3SU1051-6AA60-0AA0		1	1 unit	41J
	Clear	B	3SU1051-6AA70-0AA0		1	1 unit	41J





SIRIUS ACT Pushbuttons and Indicator Lights

Actuators and Indicators, Flat, 30 mm, Round, Metal, Matte

Actuating and Signaling Elements

Pushbuttons

Selection and ordering data

Version	Operating principle	Unlatching method	Color	DT	Article No.	Price per PU	PU (UNIT, SET, M)	PS*	PG	
Pushbuttons										
	Pushbuttons with flat button	Momentary contact	--	Black	B	3SU1060-0JB10-0AA0		1	1 unit	41J
				Red	B	3SU1060-0JB20-0AA0		1	1 unit	41J
				Yellow	B	3SU1060-0JB30-0AA0		1	1 unit	41J
				Green	B	3SU1060-0JB40-0AA0		1	1 unit	41J
				Blue	B	3SU1060-0JB50-0AA0		1	1 unit	41J
				White	B	3SU1060-0JB60-0AA0		1	1 unit	41J
3SU1060-0JB50-0AA0										
		Latching	Push to unlatch	Black	B	3SU1060-0JA10-0AA0		1	1 unit	41J
				Red	B	3SU1060-0JA20-0AA0		1	1 unit	41J
				Yellow	B	3SU1060-0JA30-0AA0		1	1 unit	41J
				Green	B	3SU1060-0JA40-0AA0		1	1 unit	41J
				Blue	B	3SU1060-0JA50-0AA0		1	1 unit	41J
				White	B	3SU1060-0JA60-0AA0		1	1 unit	41J
3SU1060-0JA20-0AA0										
	Illuminated pushbuttons with flat button	Momentary contact	--	Red	B	3SU1061-0JB20-0AA0		1	1 unit	41J
				Yellow	B	3SU1061-0JB30-0AA0		1	1 unit	41J
				Green	B	3SU1061-0JB40-0AA0		1	1 unit	41J
				Blue	B	3SU1061-0JB50-0AA0		1	1 unit	41J
				Clear	B	3SU1061-0JB70-0AA0		1	1 unit	41J
				3SU1061-0JB40-0AA0						
		Latching	Push to unlatch	Red	B	3SU1061-0JA20-0AA0		1	1 unit	41J
				Yellow	B	3SU1061-0JA30-0AA0		1	1 unit	41J
				Green	B	3SU1061-0JA40-0AA0		1	1 unit	41J
				Blue	B	3SU1061-0JA50-0AA0		1	1 unit	41J
				Clear	B	3SU1061-0JA70-0AA0		1	1 unit	41J
				3SU1061-0JA30-0AA0						

SIRIUS ACT Pushbuttons and Indicator Lights

Actuators and Indicators, Flat, 30 mm, Round, Metal, Matte

Actuating and Signaling Elements

Key-operated switches / Indicator lights

Selection and ordering data

Make of lock	Operating principle	Switch position for key removal	DT	Article No.	Price per PU	PU (UNIT, SET, M)	PS*	PG
--------------	---------------------	---------------------------------	----	-------------	--------------	-------------------	-----	----

Key-operated switches with 2 keys

2 switch positions (O+I)

RONIS, SB30 and front ring for flat mounting

Momentary contact, 45° (10:30/12 o'clock), reset from center to left



Latching, 90° (10:30/1:30 o'clock)



3SU1060-4LF11-0AA0

3 switch positions (I+O+II)

RONIS, SB30 and front ring for flat mounting

Latching, 2x45° (10:30/12/1:30 o'clock)



3SU1060-4LL11-0AA0

		O	B	3SU1060-4LC01-0AA0		1	1 unit	41J
		O+I	B	3SU1060-4LF11-0AA0		1	1 unit	41J
		I	B	3SU1060-4LF21-0AA0		1	1 unit	41J

		O+I	B	3SU1060-4LL11-0AA0		1	1 unit	41J
--	--	-----	---	---------------------------	--	---	--------	-----

Selection and ordering data

Version	Operating principle	Color	DT	Article No.	Price per PU	PU (UNIT, SET, M)	PS*	PG
---------	---------------------	-------	----	-------------	--------------	-------------------	-----	----

Indicator lights

Illuminated pushbuttons with flat button

Fixed button

Red B
Yellow B
Green B
Blue B
Clear B

3SU1061-0JD20-0AA0
3SU1061-0JD30-0AA0
3SU1061-0JD40-0AA0
3SU1061-0JD50-0AA0
3SU1061-0JD70-0AA0

1 1 unit 41J
1 1 unit 41J
1 1 unit 41J
1 1 unit 41J
1 1 unit 41J



3SU1061-0JD40-0AA0

SIRIUS ACT Pushbuttons and Indicator Lights

Actuators and Indicators, Customized Designs

Special locks

Options

Special locks for key-operated switches

The plastic and metal key-operated switches of type RONIS, BKS, CES and IKON can be optionally ordered with additional locks.

In this case "**-Z**", the order code "**Y01**" and the required lock number must be added to the Article No. of the relevant key-operated switch for standard locking.

Order code	Y01
Normal delivery time	25 working days
Additional price per unit	On request
Ordering example	3SU1000-5BF01-0AA0-Z Y01 Z = SSG18

Ordering notes

- For all special locks, an additional price applies.
- The order code "**Y01**" must be quoted in accordance with the above tables. Automated processing of the order with a defined delivery time can be guaranteed only for correctly submitted orders.
- For applications in which access security is important and several lock numbers are used, we recommend the use of BKS or CES key-operated switches.
- Special locks for VW (E1, E2, ...) will be delivered without keys, all others with 2 keys.
- With RONIS, the special locks SB31, 421 and 455 are possible.

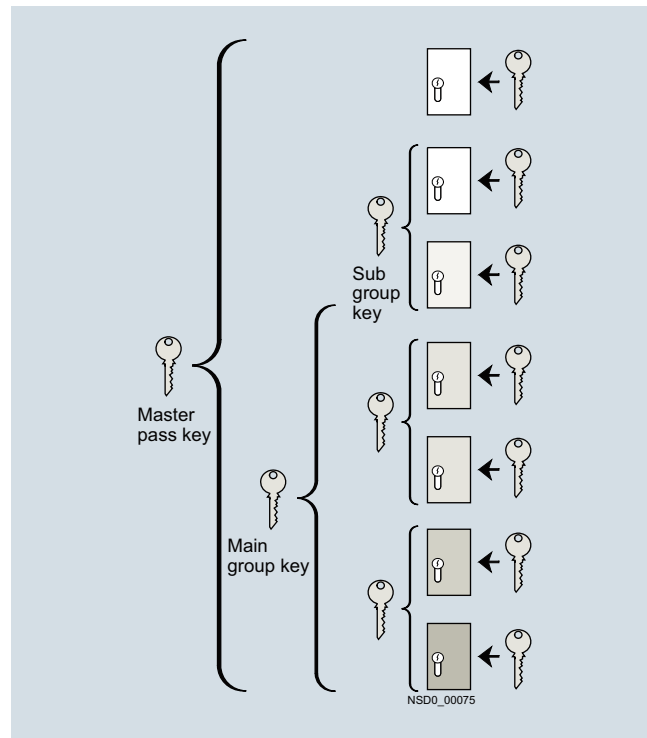
Master and master-pass key systems

The following key systems can be supplied with BKS, CES or IKON key-operated switches:

- Central lock systems
- Master key systems
- Central master key systems
- Master-pass key systems

When placing an order you must supplement the Article No. of the matching key-operated switches with "**-Z**" and quote the order code "**Y03**".

Price and delivery time on request.



Example of master-pass key system

SIRIUS ACT Pushbuttons and Indicator Lights

Actuators and Indicators, Customized Designs

Laser inscriptions

Options

Inscription of actuating and signaling elements

Actuating and signaling elements of plastic as well as metal version can be optionally inscribed with a laser.



Example of laser inscription

The actuators of the pushbuttons, illuminated pushbuttons, twin pushbuttons, mushroom pushbuttons, illuminated mushroom pushbuttons, EMERGENCY STOP buttons, the lenses of the indicator lights, and the acoustic signaling devices can all be inscribed.

Selector switches, key-operated switches, toggle switches, coordinate switches, potentiometers and selectors can be inscribed only if they are made of plastic (only one text line on the front ring).

Version

A letter height of 4 mm is used as standard for text inscriptions.

The typeface used is Arial. Other letter heights and typefaces are possible, but must be specified when ordering.

The maximum possible number of characters per line is:

- 10 characters for one line of text
- 8 characters for 2 lines of text
- 6 characters for 3 lines of text, but 10 characters in the middle line.

Note:

Selected pushbuttons and twin pushbuttons can be supplied as standard with inscribed letters or symbols.

Ordering notes

To order, the inscribed actuating and signaling elements can be selected via the SIRIUS ACT Configurator. An electronic order form is then generated.

Configurator [see](#)

- www.siemens.com/sirius-act/configurator
- Electronic Catalog CA 01 on DVD or
- Industry Mall: www.siemens.com/industrymall

When ordering, supplement the Article No. of the actuating element or the indicator light with **"-Z"** and an order code:

- Text line in upper/lower case, always upper case for beginning of line (e.g. "Lift / Off"): **Y10**
- Text in upper case (e.g. "LIFT"): **Y11**
- Text in lower case (e.g. "lift / off / lower"): **Y12**
- Text in upper/lower case, all words begin with upper case letters (e.g. "On Off"): **Y15**
- Symbol with number according to ISO 7000 or IEC 60417: **Y13**
- Any inscription or symbol according to order form supplement: **Y19**

When ordering, specify the required inscription in plain text in addition to the Article No. and order code. In the case of special inscriptions with words in languages other than German, give the exact spelling and specify the language. In the case of symbols with number, quote the corresponding standard ([see ordering example 1](#)).

In the case of multi-line inscriptions, the text must be assigned to the respective line, e.g. "Z1 = Lift, Z2 = Lower". For long words you can also specify the end-of-line division.

Symbols can also be ordered with numbers according to ISO 7000 or IEC 60417 ([see ordering examples 2 and 3](#)).

The SIRIUS ACT Configurator must be used to select special inscriptions and symbols (order code Y19). In this case a "CIN" (Configuration Identification Number) is generated for placement of future orders. It is then possible to place an order directly using the CIN and the SIRIUS ACT Configurator (Mall shopping cart) or via the standard order channels.

Ordering example 1

A round pushbutton with the inscription "Reset" is required:

3SU1030-0AD20-0AZ0
Y10
Z = Reset (English)

Ordering example 2

A square pushbutton inscribed with symbol No. 5389 according to IEC 60417 is required:

3SU1030-0AD20-0AZ0
Y13
Z = 5389 IEC

Ordering example 3


A round pushbutton inscribed with symbol No. 1118 according to ISO 7000 is required:

3SU1030-0AD20-0AZ0
Y13
Z = 1118 ISO

SIRIUS ACT Pushbuttons and Indicator Lights Holders

Holders with module

Selection and ordering data


Number of contact modules	Number of NO contacts	Number of NC contacts	Color	DT	Screw terminals 	PU (UNIT, SET, M)	PS*	PG
					Article No.	Price per PU		

Holders with module

Plastic version

With contact module


1	1	0	--	B	3SU1500-1AA10-1BA0	1	1 unit	41J
	0	1	--	B	3SU1500-1AA10-1CA0	1	1 unit	41J
2	1	1	--	B	3SU1500-1AA10-1NA0	1	1 unit	41J




3SU1500-1AA10-1LAA0

With contact and LED module¹⁾ (6 ... 24 V AC/DC)

1	1	0	Amber	B	3SU1501-1AG00-1BA0	1	1 unit	41J
			Red	B	3SU1501-1AG20-1BA0	1	1 unit	41J
			Yellow	B	3SU1501-1AG30-1BA0	1	1 unit	41J
			Green	B	3SU1501-1AG40-1BA0	1	1 unit	41J
			Blue	B	3SU1501-1AG50-1BA0	1	1 unit	41J
			White	B	3SU1501-1AG60-1BA0	1	1 unit	41J
0	1	1	Amber	B	3SU1501-1AG00-1CA0	1	1 unit	41J
			Red	B	3SU1501-1AG20-1CA0	1	1 unit	41J
			Yellow	B	3SU1501-1AG30-1CA0	1	1 unit	41J
			Green	B	3SU1501-1AG40-1CA0	1	1 unit	41J
			Blue	B	3SU1501-1AG50-1CA0	1	1 unit	41J
			White	B	3SU1501-1AG60-1CA0	1	1 unit	41J
2	1	1	Amber	B	3SU1501-1AG00-1NA0	1	1 unit	41J
			Red	B	3SU1501-1AG20-1NA0	1	1 unit	41J
			Yellow	B	3SU1501-1AG30-1NA0	1	1 unit	41J
			Green	B	3SU1501-1AG40-1NA0	1	1 unit	41J
			Blue	B	3SU1501-1AG50-1NA0	1	1 unit	41J
			White	B	3SU1501-1AG60-1NA0	1	1 unit	41J




3SU1501-1AG20-1CA0



3SU1501-1AG20-1NA0

¹⁾ Only for use with SIRIUS commanding and signaling devices.


Number of contact modules	Number of NO contacts	Number of NC contacts	DT	Screw terminals 	PU (UNIT, SET, M)	PS*	PG
				Article No.	Price per PU		

Holders with module

Metal version

With contact module

1	1	0	B	3SU1550-1AA10-1BA0	1	1 unit	41J
	0	1	B	3SU1550-1AA10-1CA0	1	1 unit	41J
2	1	1	B	3SU1550-1AA10-1NA0	1	1 unit	41J





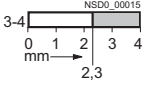
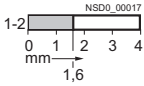

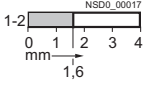
3SU1550-1AA10-1BA0

SIRIUS ACT Pushbuttons and Indicator Lights

Modules for Actuators and Indicators

Contact modules


Selection and ordering data

Contact version	Number of NO contacts	Number of NC contacts	Product function positive opening	DT	Screw terminals 	PU (UNIT, SET, M)	PS*	PG
Contact modules for front plate mounting					Article No.	Price per PU		
	Silver alloy	1	0	No		A	3SU1400-1AA10-1BA0	1 1 unit 41J
		0	1	Yes		A	3SU1400-1AA10-1CA0	1 1 unit 41J
		0	1 with installation monitoring ¹⁾	Yes		B	3SU1400-1AA10-1HA0	1 1 unit 41J



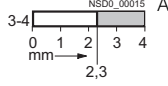

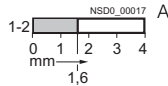


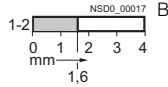
¹⁾ The NC contact opens automatically upon disconnection of the actuator. On delivery, the contact is open (= safe state). Activation (= NC contacts on the non-actuated commanding device are closed) takes place upon first-time actuation after the contact block is snapped onto the actuator. Unsuitable for mounting in 3SU18 enclosure.

SIRIUS ACT Pushbuttons and Indicator Lights Modules for Actuators and Indicators

Contact modules

Contact version	Number of NO contacts	Number of NC contacts	Product function positive opening	DT	Spring-type terminals 	PU (UNIT, SET, M)	PS*	PG
					Article No.	Price per PU		

Contact modules for front plate mounting

	Silver alloy	1	0	No			3SU1400-1AA10-3BA0	1	1 unit	41J
		0	1	Yes			3SU1400-1AA10-3CA0	1	1 unit	41J
		0	1 with installation monitoring ¹⁾	Yes			3SU1400-1AA10-3HA0	1	1 unit	41J

¹⁾ The NC contact opens automatically upon disconnection of the actuator. On delivery, the contact is open (= safe state). Activation (= NC contacts on the non-actuated commanding device are closed) takes place upon first-time actuation after the contact block is snapped onto the actuator. Unsuitable for mounting in 3SU18 enclosure.

SIRIUS ACT Pushbuttons and Indicator Lights

Modules for Actuators and Indicators

LED modules

Selection and ordering data

Operational voltage at AC	Operational voltage at DC	Color	DT	Screw terminals	⊕	PU (UNIT, SET, M)	PS*	PG	
V	V			Article No.	Price per PU				
LED modules¹⁾ for front plate mounting									
24	24	Amber	A	3SU1401-1BB00-1AA0			1	1 unit	41J
		Red	A	3SU1401-1BB20-1AA0					
		Yellow	A	3SU1401-1BB30-1AA0					
		Green	A	3SU1401-1BB40-1AA0					
		Blue	B	3SU1401-1BB50-1AA0					
		White	A	3SU1401-1BB60-1AA0					
110	--	Amber	B	3SU1401-1BC00-1AA0			1	1 unit	41J
		Red	A	3SU1401-1BC20-1AA0					
		Yellow	B	3SU1401-1BC30-1AA0					
		Green	A	3SU1401-1BC40-1AA0					
		Blue	B	3SU1401-1BC50-1AA0					
		White	A	3SU1401-1BC60-1AA0					
230	--	Amber	B	3SU1401-1BF00-1AA0			1	1 unit	41J
		Red	A	3SU1401-1BF20-1AA0					
		Yellow	B	3SU1401-1BF30-1AA0					
		Green	A	3SU1401-1BF40-1AA0					
		Blue	B	3SU1401-1BF50-1AA0					
		White	A	3SU1401-1BF60-1AA0					
24	24	Amber	B	3SU1401-1BB00-3AA0			1	1 unit	41J
		Red	B	3SU1401-1BB20-3AA0					
		Yellow	B	3SU1401-1BB30-3AA0					
		Green	B	3SU1401-1BB40-3AA0					
		Blue	B	3SU1401-1BB50-3AA0					
		White	B	3SU1401-1BB60-3AA0					
110	--	Amber	B	3SU1401-1BC00-3AA0			1	1 unit	41J
		Red	B	3SU1401-1BC20-3AA0					
		Yellow	B	3SU1401-1BC30-3AA0					
		Green	B	3SU1401-1BC40-3AA0					
		Blue	B	3SU1401-1BC50-3AA0					
		White	B	3SU1401-1BC60-3AA0					
230	--	Amber	B	3SU1401-1BF00-3AA0			1	1 unit	41J
		Red	B	3SU1401-1BF20-3AA0					
		Yellow	B	3SU1401-1BF30-3AA0					
		Green	B	3SU1401-1BF40-3AA0					
		Blue	B	3SU1401-1BF50-3AA0					
		White	B	3SU1401-1BF60-3AA0					
Spring-type terminals ⊕ ⊖									



3SU1401-1BB30-1AA0




3SU1401-1BB30-3AA0

¹⁾ Only for use with SIRIUS commanding and signaling devices.

SIRIUS ACT Pushbuttons and Indicator Lights Modules for Actuators and Indicators

LED modules

Operational voltage at AC	Operational voltage at DC	Color	DT	Screw terminals 	PU (UNIT, SET, M)	PS*	PG
V	V			Article No.	Price per PU		


LED modules¹⁾ for front plate mounting

	6 ... 24	6 ... 24	Amber	A	3SU1401-1BG00-1AA0	1	1 unit	41J
			Red	B	3SU1401-1BG20-1AA0	1	1 unit	41J
			Yellow	B	3SU1401-1BG30-1AA0	1	1 unit	41J
			Green	B	3SU1401-1BG40-1AA0	1	1 unit	41J
			Blue	B	3SU1401-1BG50-1AA0	1	1 unit	41J
			White	B	3SU1401-1BG60-1AA0	1	1 unit	41J

3SU1401-1BG30-1AA0


	24 ... 230	24 ... 230	Amber	B	3SU1401-1BH00-1AA0	1	1 unit	41J
			Red	B	3SU1401-1BH20-1AA0	1	1 unit	41J
			Yellow	B	3SU1401-1BH30-1AA0	1	1 unit	41J
			Green	B	3SU1401-1BH40-1AA0	1	1 unit	41J
			Blue	B	3SU1401-1BH50-1AA0	1	1 unit	41J
			White	B	3SU1401-1BH60-1AA0	1	1 unit	41J

Spring-type terminals

	6 ... 24	6 ... 24	Amber	B	3SU1401-1BG00-3AA0	1	1 unit	41J
			Red	B	3SU1401-1BG20-3AA0	1	1 unit	41J
			Yellow	B	3SU1401-1BG30-3AA0	1	1 unit	41J
			Green	B	3SU1401-1BG40-3AA0	1	1 unit	41J
			Blue	B	3SU1401-1BG50-3AA0	1	1 unit	41J
			White	B	3SU1401-1BG60-3AA0	1	1 unit	41J

3SU1401-1BG30-3AA0

	24 ... 230	24 ... 230	Amber	B	3SU1401-1BH00-3AA0	1	1 unit	41J
			Red	B	3SU1401-1BH20-3AA0	1	1 unit	41J
			Yellow	B	3SU1401-1BH30-3AA0	1	1 unit	41J
			Green	B	3SU1401-1BH40-3AA0	1	1 unit	41J
			Blue	B	3SU1401-1BH50-3AA0	1	1 unit	41J
			White	B	3SU1401-1BH60-3AA0	1	1 unit	41J

Operational voltage at AC	Operational voltage at DC	Color	DT	Socket terminals (THT) 	PU (UNIT, SET, M)	PS*	PG
V	V			Article No.	Price per PU		

LED modules¹⁾ for mounting on printed-circuit boards

	--	24	Amber	B	3SU1401-3BA00-5AA0	1	1 unit	41J
			Red	B	3SU1401-3BA20-5AA0	1	1 unit	41J
			Yellow	B	3SU1401-3BA30-5AA0	1	1 unit	41J
			Green	B	3SU1401-3BA40-5AA0	1	1 unit	41J
			Blue	B	3SU1401-3BA50-5AA0	1	1 unit	41J
			White	B	3SU1401-3BA60-5AA0	1	1 unit	41J

3SU1401-3BA20-5AA0



¹⁾ Only for use with SIRIUS commanding and signaling devices.

SIRIUS ACT Pushbuttons and Indicator Lights

Modules for Actuators and Indicators

AS-Interface modules

Selection and ordering data

Slave type	Number of digital inputs		Number of digital outputs	DT	Screw terminals + Spring-type terminals	 	PU (UNIT, SET, M)	PS*	PG
	Standard	Safety-related							
					Article No.	Price per PU			


AS-Interface modules for front plate mounting

	2 F-DI	--	2	--	B	3SU1400-1EA10-2AA0	1	1 unit	41J
3SU1400-1EA10-2AA0									
	2 F-DI + 1 LED	--	2	--	B	3SU1401-1EE20-2AA0	1	1 unit	41J
3SU1401-1EE20-2AA0									
	2 F-DI + 1 DO	--	2	1	B	3SU1400-1EC10-2AA0	1	1 unit	41J
3SU1400-1EC10-2AA0									
	2 F-DI	--	2	--	B	3SU1400-1EA10-4AA0	1	1 unit	41J
3SU1400-1EA10-4AA0									
	2 F-DI + 1 LED	--	2	--	B	3SU1401-1EE20-4AA0	1	1 unit	41J
3SU1401-1EE20-4AA0									
	2 F-DI + 1 DO	--	2	1	B	3SU1400-1EC10-4AA0	1	1 unit	41J


SIRIUS ACT Pushbuttons and Indicator Lights Modules for Actuators and Indicators

Electronic modules for ID key-operated switches



Technical specifications

Article No.	3SU1400-1GC10-1AA0	3SU1400-1GD10-1AA0
Communication		
Protocol is supported by IO-Link protocol	No	Yes
Product function	Group ID 24 V DC	IO-Link 24 V DC
IO-Link transfer rate	--	COM2 (38.4 kBaud)
Point-to-point cycle time between the master and the IO-Link device minimum ms	--	10
Type of voltage supply via IO-Link master	--	3
Data volume		
• of the address area of the inputs with cyclic transfer total	bytes	--
• of the address area of the outputs with cyclic transfer total	bytes	--
Number of NO contacts	5	5
General data		
Impulse withstand voltage rated value	V	800
Insulation voltage rated value	V	30
Pollution degree		3
Type of voltage		
• of operational voltage		DC
• of input voltage		DC
Operational voltage		
• 1 at DC rated value	V	24
• Rated value	V	18 ... 30
Current consumed maximum	mA	49
Ambient temperature		
• During operation	°C	-25 ... +70
• During storage	°C	-40 ... +80
IP degree of protection		IP20
Touch protection against electric shock		Finger-safe
Connections		
Type of electrical connection	Screw terminals 	
Connectable conductor cross-section for auxiliary contacts		
• Solid or stranded	mm ²	0.2 ... 2.5
• Solid		
- With end sleeves	mm ²	0.2 ... 0.75
• Finely stranded		
- With end sleeves	mm ²	0.25 ... 1.5
- Without end sleeves	mm ²	0.2 ... 2.5
AWG number as coded connectable conductor cross-section		
• For auxiliary contacts		26 ... 14
Tightening torque		
• For screw terminals	Nm	0.4 ... 0.8

Selection and ordering data

Type of voltage supply via IO-Link master	Protocol is supported IO-Link protocol	Number of NO contacts	IO-Link transfer rate	DT	Screw terminals 	PU (UNIT, SET, M)	PS*	PG
					Article No.	Price per PU		

Electronic modules for ID key-operated switches

	--	No	5	--	B	3SU1400-1GC10-1AA0	1	1 unit	41J
	Yes	Yes	5	COM2 (38.4 kBaud)	X	3SU1400-1GD10-1AA0	1	1 unit	41J

SIRIUS ACT Pushbuttons and Indicator Lights Enclosures

General data

Overview

Design



Enclosures with standard fittings

Enclosed SIRIUS ACT pushbuttons and indicator lights are used as hand-operated commanding devices for separately allocated control units and cabinets. The devices are suitable for use in any climate.

Standards

IEC 60947-5-1 or EN 60947-5-1

Versions

The enclosed pushbuttons and indicator lights are available with conventional controls as well as for connection to AS-Interface. The following versions are available:

- Empty enclosures with 1 to 6 command points (the installed components must be ordered separately; use modules for base mounting)
- Enclosures with standard fittings with 1 to 3 command points, e.g. EMERGENCY STOP enclosure with EMERGENCY STOP mushroom pushbutton
- Enclosures with customized fittings with 1 to 6 command points

Color of the enclosures

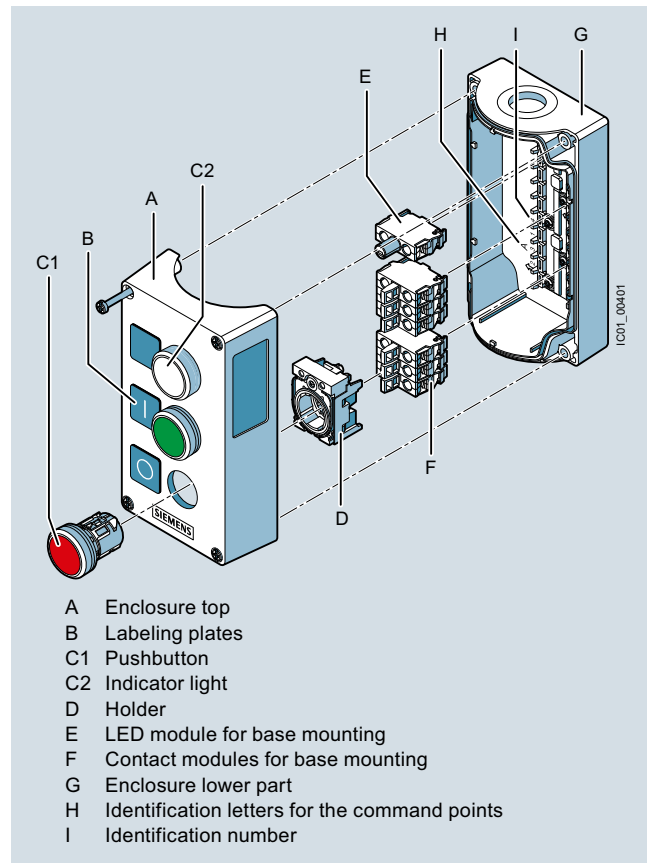
Top:

- Gray, RAL 7035
- Yellow, RAL 1004 for EMERGENCY STOP

Base:

- Black, RAL 9005

Enclosures with standard fittings



Pushbuttons and indicator lights in the enclosure

Customized enclosures

The fittings and labeling of the command points can be chosen using the Configurator on the Internet, see: www.siemens.com/sirius-act/configurator

Application

The enclosures are climate-proof (KTW 24) according to EN ISO 6270-2 and suitable for stationary use, and for use in marine applications.

SIRIUS ACT Pushbuttons and Indicator Lights Enclosures


Empty enclosures

Selection and ordering data


Color of enclosure top	Number of command points	Enclosure version	DT	Article No.	Price per PU	PU (UNIT, SET, M)	PS*	PG
------------------------	--------------------------	-------------------	----	-------------	--------------	-------------------	-----	----

Enclosures for surface mounting

Plastic version


	Yellow	1	Center command point	A	3SU1801-0AA00-0AA2	1	1 unit	41J
			With protective collar	A	3SU1801-0AA00-0AC2	1	1 unit	41J
			With recess for labeling plate	A	3SU1801-0AA00-0AB2	1	1 unit	41J

3SU1801-0AA00-0AA2


	Gray	1	With recess for labeling plate	A	3SU1801-0AA00-0AB1	1	1 unit	41J	
			2	With recess for labeling plate	A	3SU1802-0AA00-0AB1	1	1 unit	41J
			3	With recess for labeling plate	A	3SU1803-0AA00-0AB1	1	1 unit	41J
			4	With recess for labeling plate	A	3SU1804-0AA00-0AB1	1	1 unit	41J
			6	With recess for labeling plate	A	3SU1806-0AA00-0AB1	1	1 unit	41J

3SU1802-0AA00-0AB1


Metal version

	Yellow	1	Center command point	B	3SU1851-0AA00-0AA2	1	1 unit	41J
			With protective collar	B	3SU1851-0AA00-0AC2	1	1 unit	41J
			With recess for labeling plate	A	3SU1851-0AA00-0AB2	1	1 unit	41J

3SU1851-0AA00-0AC2

	Gray	1	With recess for labeling plate	A	3SU1851-0AA00-0AB1	1	1 unit	41J	
			With protective collar	B	3SU1851-0AA00-0AC1	1	1 unit	41J	
			2	With recess for labeling plate	A	3SU1852-0AA00-0AB1	1	1 unit	41J
			3	With recess for labeling plate	A	3SU1853-0AA00-0AB1	1	1 unit	41J


3SU1853-0AA00-0AB1

	Gray	1	With recess for labeling plate	B	3SU1854-0AA00-0AB1	1	1 unit	41J
			6	With recess for labeling plate	B	3SU1856-0AA00-0AB1	1	1 unit

3SU1854-0AA00-0AB1

Enclosure for 4-position selector and coordinate switch

Plastic version

	Gray	1	Center command point	B	3SU1801-1AA00-1AA1	1	1 unit	41J
--	------	---	----------------------	---	---------------------------	---	--------	-----

3SU1801-1AA00-1AA1

Metal version

	Gray	1	Center command point	B	3SU1851-1AA00-1AA1	1	1 unit	41J
--	------	---	----------------------	---	---------------------------	---	--------	-----

SIRIUS ACT Pushbuttons and Indicator Lights Enclosures

Pushbuttons and indicator lights in the enclosure

Overview

Pushbuttons and indicator lights in the enclosure (standard fittings) are available with:



- 1 to 3 command points
- Operating voltage up to 400 V
- Vertical mounting type
- Plastic enclosures are equipped with plastic actuators and indicators, metal enclosures are equipped with metal actuators and indicators
- Contact modules and LED modules for base mounting (are snapped into the enclosure base); screw terminals as standard; some versions also with spring-type terminals

Selection and ordering data

Color enclosure top	Number of command points	Enclosure version Command point fittings	Color of actuating element Marking	Number of: NC contacts NO contacts	DT	Article No.	Price per PU	PU (UNIT, SET, M)	PS*	PG
---------------------	--------------------------	---	---------------------------------------	--	----	-------------	--------------	-------------------	-----	----

Enclosures with standard fittings

Plastic version

 3SU1801-0NA00-2AA2	Yellow	1	Center command point A = EMERGENCY STOP mushroom pushbutton B = indicator light	Red	2	1	A	3SU1801-0NA00-2AA2	1	1 unit	41J
	With protective collar			Red	2	1	A	3SU1801-0NA00-2AC2	1	1 unit	41J
	A = EMERGENCY STOP mushroom pushbutton B = indicator light							3SU1801-0NB00-2AC2	1	1 unit	41J
 3SU1801-0NA00-2AC2	2		With recess for labeling plate A = EMERGENCY STOP mushroom pushbutton B = indicator light	A = red B = red	2	1	B	3SU1802-0NB00-2AB2	1	1 unit	41J
	A = "without inscription" B = "without inscription"										




SIRIUS ACT Pushbuttons and Indicator Lights Enclosures

Pushbuttons and indicator lights in the enclosure

Color enclosure top	Number of command points	Enclosure version Command point fittings	Color of actuating element Marking	Number of:		DT	Article No.	Price per PU	PU (UNIT, SET, M)	PS*	PG
				NC contacts	NO contacts						






Enclosures with standard fittings

Plastic version

	Gray	1	With recess for labeling plate A = pushbutton	Green A = I 0 1 B	3SU1801-0AB00-2AB1	1	1 unit	41J
				Red A = O 1 0 B	3SU1801-0AC00-2AB1	1	1 unit	41J
				White A = I 0 1 B	3SU1801-0AD00-2AB1	1	1 unit	41J
				Black A = O 1 0 B	3SU1801-0AE00-2AB1	1	1 unit	41J
	2	With recess for labeling plate A = pushbutton / B = pushbutton	A = red B = green	1 1 B	3SU1802-0AB00-2AB1	1	1 unit	41J
			A = black / B = black	1 1 B	3SU1802-0AC00-2AB1	1	1 unit	41J
	3	With recess for labeling plate A = pushbutton / B = pushbutton / C = indicator light	A = red / B = green / C = clear	1 1 B	3SU1803-0AB00-2AB1	1	1 unit	41J
			A = black / B = white / C = clear	1 1 B	3SU1803-0AC00-2AB1	1	1 unit	41J
			A = red / B = black / C = black	1 2 B	3SU1803-0AD00-2AB1	1	1 unit	41J
			A = O / B = I / C = "without inscription"	1 1 B	3SU1803-0AE00-2AB1	1	1 unit	41J

SIRIUS ACT Pushbuttons and Indicator Lights Enclosures

Pushbuttons and indicator lights in the enclosure

Color enclosure top	Number of command points	Enclosure version Command point fittings	Color of actuating element Marking	Number of: NC contacts NO contacts	DT	Article No.	Price per PU	PU (UNIT, SET, M)	PS*	PG					
Enclosures with standard fittings															
Metal version															
	1	Center command point A = EMERGENCY STOP mushroom pushbutton	Red	0	1	B	3SU1851-0NA00-2AA2 3SU1851-0NB00-2AA2		1	1 unit	41J				
				0	1	B			1	1 unit	41J				
				With protective collar		Red			0	1	A	3SU1851-0NA00-2AC2	1	1 unit	41J
									0	1	B	3SU1851-0NB00-2AC2	1	1 unit	41J
				0	1	B	3SU1851-0ND00-2AC2	1	1 unit	41J					
	1	With recess for labeling plate A = pushbutton	Green	A = I	0	1	B	3SU1851-0AB00-2AB1 3SU1851-0AC00-2AB1 3SU1851-0AD00-2AB1 3SU1851-0AE00-2AB1		1	1 unit	41J			
				A = O	0	1	B			1	1 unit	41J			
				White	A = I	0	1			B	1	1 unit	41J		
				Black	A = O	0	1			B	1	1 unit	41J		
	2	With recess for labeling plate A = pushbutton / B = pushbutton	A = red B = green	A = red	1	1	B	3SU1852-0AB00-2AB1 3SU1852-0AC00-2AB1		1	1 unit	41J			
				A = O / B = I											
				A = black / B = white	1	1	B			1	1 unit	41J			
	3	With recess for labeling plate A = pushbutton / B = pushbutton / C = indicator light	A = red / B = green / C = clear	A = red /	1	1	B	3SU1853-0AB00-2AB1 3SU1853-0AD00-2AB1		1	1 unit	41J			
				A = O / B = I / C = "without inscription"											
	3	With recess for labeling plate A = pushbutton / B = pushbutton / C = pushbutton	A = red / B = black / C = black	A = red /	1	2	B	3SU1853-0AB00-2AB1 3SU1853-0AD00-2AB1		1	1 unit	41J			
				A = O / B = I / C = II											

3SU1851-0NA00-2AA2

3SU1851-0NA00-2AC2

3SU1851-0AC00-2AB1

3SU1852-0AB00-2AB1

3SU1853-0AB00-2AB1

SIRIUS ACT Pushbuttons and Indicator Lights Enclosures

Pushbuttons and indicator lights in the enclosure for AS-Interface

Overview

With AS-Interface enclosures, distributed SIRIUS ACT pushbuttons and indicator lights can be quickly connected to the AS-Interface communication system. Using suitable components you can assemble your own enclosures with integrated AS-Interface or flexibly modify existing enclosures.



Enclosures for AS-Interface

Enclosures

Color of enclosure top:

- Gray, RAL 7035
- Yellow, RAL 1004, for EMERGENCY STOP

Color of enclosure lower part:

- Black, RAL 9005

Equipping with AS-Interface slaves

The following slaves are available for connecting the command points:

- Slave in A/B technology with 4 digital inputs and 3 digital outputs (4 DI / 3 DO)
- Slave with 4 digital inputs and 4 digital outputs (4 DI / 4 DO)
- F slave with 2 safe inputs for EMERGENCY STOP mushroom pushbutton (2 F-DI), also with LED
- F slave with 2 safe inputs and one digital output (2 F-DI + 1 DO)

The following table shows the maximum number of slaves possible:

Number of command points	Number of slaves for enclosures without EMERGENCY STOP	Number of slaves for enclosures with EMERGENCY STOP
1	--	1 x F slave 2 F-DI
2	1 x slave 4 DI/4 DO or 4 DI/3 DO	--
3	1 x slave 4 DI/4 DO or 4 DI/3 DO	1 x slave 4 DI/4 DO or 4 DI/3 DO + 1 x F slave
4	2 x slave 4 DI/4 DO or 4 DI/3 DO	2 x slave 4 DI/4 DO or 4 DI/3 DO + 1 x F slave
6	2 x slave 4 DI/4 DO or 4 DI/3 DO	2 x slave 4 DI/4 DO or 4 DI/3 DO + 1 x F slave

Connection

One set of links is required in each case to connect a slave to contact modules, LED modules, and the connection element.

The connection elements are mounted in the front-end cable glands and are used to connect the AS-Interface or bring unused inputs or outputs out of the enclosure.

For connection to AS-Interface, the following options are available:

- Terminal for shaped AS-Interface cable. The cable is contacted by the insulation piercing method and routed past the enclosure on the outside (possible only with plastic enclosure).
- Cable gland for the shaped AS-Interface cable or round cable. The cable is routed into the enclosure (preferable for metal enclosure).
- Connection using M12 plug.

If less than all inputs/outputs of the installed slaves in an enclosure are used for connecting the commanding devices, free inputs and outputs can be routed on request to the outside through an M12 socket on the top or bottom side of the enclosure.

To supply inputs with power, the S+ connection of the slave must be assigned to the socket, for outputs the OUT- connection must be assigned. Addressing is performed using the AS-Interface connections or the integrated addressing socket. An external power supply is not required.

Enclosures with standard fittings

Enclosures with standard fittings are available with:

- 1 to 3 command points
- Operational voltage through AS-Interface (approx. 30 V)
- Vertical mounting type
- Plastic enclosures are equipped with plastic actuators and indicators, metal enclosures are equipped with metal actuators and indicators

The enclosures without EMERGENCY STOP each have one module with 4I/3O; the enclosures with EMERGENCY STOP mushroom pushbuttons have a safe AS-Interface slave integrated in the enclosure. Enclosures with EMERGENCY STOP mushroom pushbuttons are fitted with two NC contact modules, which are wired to the safe F slave.

The contact modules and LED modules (with spring-type terminals) of the commanding devices and the AS-Interface slaves are mounted in the base of the enclosure and connected using cables. The plastic enclosures are designed with a connection for the AS-Interface flat cable (the cable is run along the outside of the enclosure). For metal enclosures, the AS-Interface cable is run inside the enclosure.

The enclosures with EMERGENCY STOP mushroom pushbuttons are also available with an M12 connector.

Customized enclosures (selection by configurator)


To order customized 3SU18 AS-Interface enclosures with pushbuttons and indicator lights, use the 3SU1 configurator to select the elements for equipping. An electronic order form will be generated for the options.

Configurator [see www.siemens.com/sirius-act/configurator](http://www.siemens.com/sirius-act/configurator)

SIRIUS ACT Pushbuttons and Indicator Lights Enclosures

Pushbuttons and indicator lights in the enclosure for AS-Interface

Selection and ordering data

Color of enclosure top	Number of command points	Enclosure version Command point fittings	Color, marking	DT	Insulation piercing method		PU (UNIT, SET, M)	PS*	PG
					Article No.	Price per PU			

Enclosures with standard fittings

Plastic version



3SU1801-0NB10-4HB2

Yellow	1	With recess for labeling plate A = EMERGENCY STOP mushroom pushbutton	Red	B	3SU1801-0NB10-4HB2		1	1 unit	41J
--------	---	--	-----	---	---------------------------	--	---	--------	-----



3SU1802-0AB10-4HB1

Gray	2	With recess for labeling plate A = pushbutton / B = pushbutton	A = red B = green A = O / B = I	B	3SU1802-0AB10-4HB1		1	1 unit	41J
------	---	---	---------------------------------------	---	---------------------------	--	---	--------	-----



3SU1803-0AB10-4HB1


			A = black / B = white A = O / B = I	B	3SU1802-0AC10-4HB1		1	1 unit	41J
--	--	--	--	---	---------------------------	--	---	--------	-----

	3	With recess for labeling plate A = pushbutton / B = pushbutton / C = indicator light	A = red / B = green / C = clear A = O / B = I / C = "without inscription"	B	3SU1803-0AB10-4HB1		1	1 unit	41J
--	---	---	--	---	---------------------------	--	---	--------	-----

SIRIUS ACT Pushbuttons and Indicator Lights Enclosures

Modules for enclosures


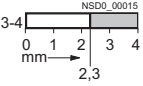

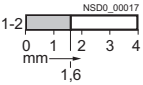
Selection and ordering data

Contact version	Number of NO contacts	Number of NC contacts	Product function positive opening	DT	Screw terminals 	PU (UNIT, SET, M)	PS*	PG
					Article No.	Price per PU		

Contact modules for base mounting



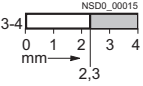

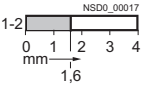



3SU1400-2AA10-1BA0

Silver alloy	1	0	No			A	3SU1400-2AA10-1BA0	1	1 unit	41J
	0	1	Yes			A	3SU1400-2AA10-1CA0	1	1 unit	41J



3SU1400-2AA10-3BA0

					Spring-type terminals 					
Silver alloy	1	0	No			B	3SU1400-2AA10-3BA0	1	1 unit	41J
	0	1	Yes			B	3SU1400-2AA10-3CA0	1	1 unit	41J

Operational voltage at AC	Operational voltage at DC	Color	DT	Screw terminals 	PU (UNIT, SET, M)	PS*	PG
				Article No.	Price per PU		
V	V						

LED modules¹⁾ for base mounting




3SU1401-2BB60-1AA0

24	24	Amber	B	3SU1401-2BB00-1AA0	1	1 unit	41J
		Red	B	3SU1401-2BB20-1AA0	1	1 unit	41J
		Yellow	B	3SU1401-2BB30-1AA0	1	1 unit	41J
		Green	B	3SU1401-2BB40-1AA0	1	1 unit	41J
		Blue	B	3SU1401-2BB50-1AA0	1	1 unit	41J
		White	B	3SU1401-2BB60-1AA0	1	1 unit	41J
110	--	Amber	B	3SU1401-2BC00-1AA0	1	1 unit	41J
		Red	B	3SU1401-2BC20-1AA0	1	1 unit	41J
		Yellow	B	3SU1401-2BC30-1AA0	1	1 unit	41J
		Green	B	3SU1401-2BC40-1AA0	1	1 unit	41J
		Blue	B	3SU1401-2BC50-1AA0	1	1 unit	41J
		White	B	3SU1401-2BC60-1AA0	1	1 unit	41J
230	--	Amber	B	3SU1401-2BF00-1AA0	1	1 unit	41J
		Red	B	3SU1401-2BF20-1AA0	1	1 unit	41J
		Yellow	B	3SU1401-2BF30-1AA0	1	1 unit	41J
		Green	B	3SU1401-2BF40-1AA0	1	1 unit	41J
		Blue	B	3SU1401-2BF50-1AA0	1	1 unit	41J
		White	B	3SU1401-2BF60-1AA0	1	1 unit	41J

¹⁾ Only for use with SIRIUS commanding and signaling devices.

SIRIUS ACT Pushbuttons and Indicator Lights Enclosures



Modules for enclosures

Operational voltage at AC	Operational voltage at DC	Color	DT	Spring-type terminals 	PU (UNIT, SET, M)	PS*	PG	
V	V			Article No.	Price per PU			
LED modules¹⁾ for base mounting								
24	24	Amber	B	3SU1401-2BB00-3AA0		1	1 unit	41J
		Red	B	3SU1401-2BB20-3AA0		1	1 unit	41J
		Yellow	B	3SU1401-2BB30-3AA0		1	1 unit	41J
		Green	B	3SU1401-2BB40-3AA0		1	1 unit	41J
		Blue	B	3SU1401-2BB50-3AA0		1	1 unit	41J
		White	B	3SU1401-2BB60-3AA0		1	1 unit	41J
110	--	Amber	B	3SU1401-2BC00-3AA0		1	1 unit	41J
		Red	B	3SU1401-2BC20-3AA0		1	1 unit	41J
		Yellow	B	3SU1401-2BC30-3AA0		1	1 unit	41J
		Green	B	3SU1401-2BC40-3AA0		1	1 unit	41J
		Blue	B	3SU1401-2BC50-3AA0		1	1 unit	41J
		White	B	3SU1401-2BC60-3AA0		1	1 unit	41J
230	--	Amber	B	3SU1401-2BF00-3AA0		1	1 unit	41J
		Red	B	3SU1401-2BF20-3AA0		1	1 unit	41J
		Yellow	B	3SU1401-2BF30-3AA0		1	1 unit	41J
		Green	B	3SU1401-2BF40-3AA0		1	1 unit	41J
		Blue	B	3SU1401-2BF50-3AA0		1	1 unit	41J
		White	B	3SU1401-2BF60-3AA0		1	1 unit	41J



3SU1401-2BB20-3AA0

¹⁾ Only for use with SIRIUS commanding and signaling devices.

Operational voltage at AC	Operational voltage at DC	Color	DT	Screw terminals 	PU (UNIT, SET, M)	PS*	PG	
V	V			Article No.	Price per PU			
LED modules¹⁾ for base mounting - wide voltage range								
6 ... 24	6 ... 24	Amber	B	3SU1401-2BG00-1AA0		1	1 unit	41J
		Red	B	3SU1401-2BG20-1AA0		1	1 unit	41J
		Yellow	B	3SU1401-2BG30-1AA0		1	1 unit	41J
		Green	B	3SU1401-2BG40-1AA0		1	1 unit	41J
		Blue	B	3SU1401-2BG50-1AA0		1	1 unit	41J
		White	B	3SU1401-2BG60-1AA0		1	1 unit	41J
24 ... 230	24 ... 230	Amber	B	3SU1401-2BH00-1AA0		1	1 unit	41J
		Red	B	3SU1401-2BH20-1AA0		1	1 unit	41J
		Yellow	B	3SU1401-2BH30-1AA0		1	1 unit	41J
		Green	B	3SU1401-2BH40-1AA0		1	1 unit	41J
		Blue	B	3SU1401-2BH50-1AA0		1	1 unit	41J
		White	B	3SU1401-2BH60-1AA0		1	1 unit	41J
Spring-type terminals 								
6 ... 24	6 ... 24	Amber	B	3SU1401-2BG00-3AA0		1	1 unit	41J
		Red	B	3SU1401-2BG20-3AA0		1	1 unit	41J
		Yellow	B	3SU1401-2BG30-3AA0		1	1 unit	41J
		Green	B	3SU1401-2BG40-3AA0		1	1 unit	41J
		Blue	B	3SU1401-2BG50-3AA0		1	1 unit	41J
		White	B	3SU1401-2BG60-3AA0		1	1 unit	41J
24 ... 230	24 ... 230	Amber	B	3SU1401-2BH00-3AA0		1	1 unit	41J
		Red	B	3SU1401-2BH20-3AA0		1	1 unit	41J
		Yellow	B	3SU1401-2BH30-3AA0		1	1 unit	41J
		Green	B	3SU1401-2BH40-3AA0		1	1 unit	41J
		Blue	B	3SU1401-2BH50-3AA0		1	1 unit	41J
		White	B	3SU1401-2BH60-3AA0		1	1 unit	41J



3SU1401-2BG60-1AA0



3SU1401-2BG20-3AA0

¹⁾ Only for use with SIRIUS commanding and signaling devices.

SIRIUS ACT Pushbuttons and Indicator Lights Enclosures

Modules for enclosures

Operational voltage	Slave type	Number of digital inputs		Number of digital outputs	DT	Push-in terminals		PU (UNIT, SET, M)	PS*	PG
		Standard	Safety-related			Article No.	Price per PU			

AS-Interface modules for base mounting



24 V	4 DI/3 DO AB	4	0	3	B	3SU1400-2EJ10-6AA0		1	1 unit	41J
	4 DI/4DO	4	0	4	B	3SU1400-2EK10-6AA0		1	1 unit	41J

3SU1400-2EJ10-6AA0

IO-Link modules for base mounting



24 V	Freely programmable (default 6DI/2DO)	0-8	0	0-8	B	3SU1400-2HL10-6AA0		1	1 unit	41J
------	---------------------------------------	-----	---	-----	---	---------------------------	--	---	--------	-----

3SU1400-2EJ10-6AA0

SIRIUS ACT Pushbuttons and Indicator Lights Enclosures

Two-hand operation consoles

Overview

Equipment

The two-hand operation consoles are pre-equipped with commanding devices. In the case of plastic enclosures the command points are equipped as standard with actuators and indicators made of plastic, in the case of metal enclosures they are equipped with actuators and indicators made of metal.

The standard equipment comprises:

- 2 black mushroom pushbuttons, Ø 40 mm, 1 NO + 1 NC
- 1 red EMERGENCY STOP mushroom pushbutton according to ISO 13850, Ø 40 mm, with positive latching, 2 NC

The plastic version can be retrofitted with up to 8 customized command points. The surface of the console has premachined breaking points for this purpose.

Application

The two-hand operation consoles are required for use with machines and systems that have hazardous areas, in order to direct both hands of the operator to one position.

The operation consoles are primarily used on presses, stamping machines, printing presses and paper converting machines, in the chemical industry and in the rubber and plastics industries.

The control command is given by pressing the two mushroom pushbuttons on the sides simultaneously (within 0.5 s of each other) and must be maintained for as long as a hazard exists.

For the further processing of control commands, suitable evaluation units are used, e.g. 3SK11 safety relays or the 3RK3 Modular Safety System.

Standards

The two-hand operation consoles comply with the requirements of EN 574.

Selection and ordering data

Version of actuating element Unlatching method	Color of actuating element	Number of NO contacts	Number of NC contacts	DT	Article No.	Price per PU	PU (UNIT, SET, M)	PS*	PG
---	----------------------------	-----------------------	-----------------------	----	-------------	--------------	-------------------	-----	----

Enclosures - Two-hand operation consoles

Plastic enclosures

None	--	0	0	B	3SU1803-3AA00-1AA1		1	1 unit	41J
A = mushroom pushbutton / B = EMERGENCY STOP mushroom pushbutton / C = mushroom pushbutton	A = black / B = red / C = black	2	4	B	3SU1803-3NB00-1AE1		1	1 unit	41J
A = pull-to-unlatch mechanism / B = rotate-to-unlatch mechanism / C = pull-to-unlatch mechanism									



3SU1803-3NB00-1AE1

Metal enclosures

None	--	0	0	B	3SU1853-3AA00-0AA1		1	1 unit	41J
A = mushroom pushbutton / B = EMERGENCY STOP mushroom pushbutton / C = mushroom pushbutton	A = black / B = red / C = black	2	4	B	3SU1853-3NB00-1AA1		1	1 unit	41J
A = pull-to-unlatch mechanism / B = rotate-to-unlatch mechanism / C = pull-to-unlatch mechanism		2	4	B	3SU1853-3NB00-1AD1		1	1 unit	41J



3SU1853-3AA00-0AA1



3SU1853-3NB00-1AA1



3SU1853-3NB00-1AD1

Version	Material	Color	DT	Article No.	Price per PU	PU (UNIT, SET, M)	PS*	PG
---------	----------	-------	----	-------------	--------------	-------------------	-----	----

Accessories

Stands for two-hand operation console	Metal	Silver	B	3SU1950-0HN10-0AA0		1	1 unit	41J
--	-------	--------	---	---------------------------	--	---	--------	-----



SIRIUS ACT Pushbuttons and Indicator Lights

Accessories

Labels

Insert labels

Overview

Labels can be inserted for identification purposes in pushbuttons (clear) and in illuminated pushbuttons with a flat button. These insert labels are made of semi-transparent plastic with black inscription; they can be fitted in any 90° angle.

Inscription

The inscription is in upper/lower case, all words begin with upper case letters. Graphic symbols, including those not listed in the catalog, are according to ISO 7000 or IEC 60417.

The insert labels without inscription are suitable for user marking with permanent pen.

For customized inscription, see "Options" on page 13/97.

Selection and ordering data

Color	Marking	DT	Article No.	Price per PU	PU (UNIT, SET, M)	PS*	PG
-------	---------	----	-------------	--------------	-------------------	-----	----

Insert labels

For self-inscription

Clear/Black (label/lettering)	None	B	3SU1900-0AB71-0AA0		100	10 units	41J
-------------------------------	------	---	---------------------------	--	-----	----------	-----



3SU1900-0AB71-0AA0

Inscription in German

Clear/Black (label/lettering)	Ein	B	3SU1900-0AB71-0AB0		100	10 units	41J
	Aus	B	3SU1900-0AB71-0AC0		100	10 units	41J
	Auf	B	3SU1900-0AB71-0AD0		100	10 units	41J
	Ab	B	3SU1900-0AB71-0AE0		100	10 units	41J
	Vor	B	3SU1900-0AB71-0AF0		100	10 units	41J
	Zurück	B	3SU1900-0AB71-0AG0		100	10 units	41J
	Rechts	B	3SU1900-0AB71-0AH0		100	10 units	41J
	Links	B	3SU1900-0AB71-0AJ0		100	10 units	41J
	Halt	B	3SU1900-0AB71-0AK0		100	10 units	41J
	Zu	B	3SU1900-0AB71-0AL0		100	10 units	41J
	Schnell	B	3SU1900-0AB71-0AM0		100	10 units	41J
	Langsam	B	3SU1900-0AB71-0AN0		100	10 units	41J
	Betrieb	B	3SU1900-0AB71-0AP0		100	10 units	41J
	Störung	B	3SU1900-0AB71-0AQ0		100	10 units	41J
	Einrichten	B	3SU1900-0AB71-0AR0		100	10 units	41J



3SU1900-0AB71-0AB0

Inscription in English

Clear/Black (label/lettering)	On	B	3SU1900-0AB71-0DJ0		100	10 units	41J
	Off	B	3SU1900-0AB71-0DK0		100	10 units	41J
	Up	B	3SU1900-0AB71-0DL0		100	10 units	41J
	Down	B	3SU1900-0AB71-0DM0		100	10 units	41J
	Forward+	B	3SU1900-0AB71-0DN0		100	10 units	41J
	Right	B	3SU1900-0AB71-0DQ0		100	10 units	41J
	Left	B	3SU1900-0AB71-0DR0		100	10 units	41J
	Stop	B	3SU1900-0AB71-0DS0		100	10 units	41J
	Start	B	3SU1900-0AB71-0DT0		100	10 units	41J
	Reset	B	3SU1900-0AB71-0DU0		100	10 units	41J
	Test	B	3SU1900-0AB71-0DV0		100	10 units	41J
	Open	B	3SU1900-0AB71-0DW0		100	10 units	41J
	Close	B	3SU1900-0AB71-0DX0		100	10 units	41J
	Running	B	3SU1900-0AB71-0EB0		100	10 units	41J
	Fast	B	3SU1900-0AB71-0EE0		100	10 units	41J
	Slow	B	3SU1900-0AB71-0EF0		100	10 units	41J




























3SU1900-0AB71-0DN0

SIRIUS ACT Pushbuttons and Indicator Lights

Accessories Labels

Insert labels

Color	Marking	Symbol No.	DT	Article No.	Price per PU	PU (UNIT, SET, M)	PS*	PG
Insert labels								
With symbol (ON/OFF)								
Black/White (label/lettering)	O I	--	B	3SU1900-0AB16-0QE0		1	10 units	41J
White/Black (label/lettering)	O I	--	B	3SU1900-0AB61-0QE0		1	10 units	41J
Clear/Black (label/lettering)	O	5008 IEC	A	3SU1900-0AB71-0QA0		100	10 units	41J
	I	5007 IEC	A	3SU1900-0AB71-0QB0		100	10 units	41J
	II	--	B	3SU1900-0AB71-0QC0		100	10 units	41J
	III	--	B	3SU1900-0AB71-0QD0		100	10 units	41J
With symbol (graphic)								
Clear/Black (label/lettering)		ARROW DIRECTION TO RIGHT	5022 IEC	A	3SU1900-0AB71-0QR0	100	10 units	41J
		ARROW DIRECTION UP	--	B	3SU1900-0AB71-0QS0	100	10 units	41J
		CLOCKWISE ROTATION	0004 ISO	B	3SU1900-0AB71-0QT0	100	10 units	41J
		COUNTERCLOCKWISE ROTATION	--	B	3SU1900-0AB71-0QU0	100	10 units	41J
		RAPID TRAVERSE	0266 ISO	B	3SU1900-0AB71-0QV0	100	10 units	41J
		FEED	--	B	3SU1900-0AB71-0QW0	100	10 units	41J
		INCREASE, PLUS	5005 IEC	B	3SU1900-0AB71-0QX0	100	10 units	41J
		DECREASE, MINUS	5006 IEC	B	3SU1900-0AB71-0QY0	100	10 units	41J
		ELECTRIC MOTOR	0011 ISO	B	3SU1900-0AB71-0RA0	100	10 units	41J
		HORN	5014 IEC	B	3SU1900-0AB71-0RB0	100	10 units	41J
		WATER TAP	--	B	3SU1900-0AB71-0RC0	100	10 units	41J
		PUMP	0134 ISO	B	3SU1900-0AB71-0RD0	100	10 units	41J
		COOLANT PUMP	0355 ISO	B	3SU1900-0AB71-0RE0	100	10 units	41J
		LOCK, TIGHTEN	--	B	3SU1900-0AB71-0RF0	100	10 units	41J
		UNLOCK, UNCLAMP	--	B	3SU1900-0AB71-0RG0	100	10 units	41J
		BRAKE	--	B	3SU1900-0AB71-0RH0	100	10 units	41J
		RELEASE BRAKE	0021 ISO	B	3SU1900-0AB71-0RJ0	100	10 units	41J
		INTERLOCK	0022 ISO	B	3SU1900-0AB71-0RK0	100	10 units	41J
		UNLOCK	0023 ISO	B	3SU1900-0AB71-0RL0	100	10 units	41J
		SETTING	--	B	3SU1900-0AB71-0RM0	100	10 units	41J
		ON-OFF MOMENTARY CONTACT TYPE	5011 IEC	B	3SU1900-0AB71-0RN0	100	10 units	41J
		MANUAL OPERATION	0096 ISO	B	3SU1900-0AB71-0RP0	100	10 units	41J
		AUTOMATIC CYCLE	0017 ISO	B	3SU1900-0AB71-0RQ0	100	10 units	41J
		SUCTION	--	B	3SU1900-0AB71-0RR0	100	10 units	41J
		BLOWING	--	B	3SU1900-0AB71-0RS0	100	10 units	41J



3SU1900-0AB71-0QC0



3SU1900-0AB71-0QT0



3SU1900-0AB71-0RB0



3SU1900-0AB71-0RN0

SIRIUS ACT Pushbuttons and Indicator Lights

Accessories

Labels

Insert labels

Options

Customized inscriptions

The labels can be inscribed with text and symbols not listed in the ordering data.

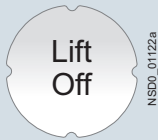
By default, a letter height of 4 mm (for a single line of text) or 3 mm (for two or three lines of text) is used for text inscriptions.

The typeface used is Arial. Other letter heights and typefaces are possible, but must be specified when ordering.

For round insert labels, the maximum possible number of characters per line is:

- 10 characters for one line of text
- 8 characters for 2 lines of text
- 6 characters for 3 lines of text, but 10 characters in the middle line

Examples for customized inscription



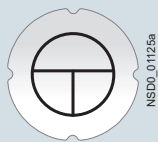
Two-line inscription in upper/lower case lettering (Q0Y)



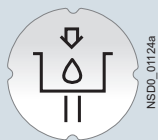
Single-line inscription in upper case lettering (Q1Y)



Three-line inscription in lower case letters (Q2Y)



Symbol number 5011 according to IEC 60417 (Q3Y)



Any symbol according to order form supplement (Q9Y)

Ordering notes

Append the following order codes to the Article No.:

- Text line(s) in upper/lower case, upper case always for beginning of line (e.g. "Lift / Off"): **Q0Y**
- Text line(s) in upper case (e.g. "LIFT"): **Q1Y**
- Text line(s) in lower case (e.g. "lift / off / lower"): **Q2Y**
- Text line(s) in upper/lower case, all words begin with upper case letters (e.g. "On Off"): **Q5Y**
- Symbol with number according to ISO 7000 or IEC 60417: **Q3Y**
- Any inscription or symbol according to order form supplement: **Q9Y**

When ordering, specify the required inscription in plain text in addition to the article number and order code. In the case of special inscriptions with words in languages other than German, give the exact spelling and specify the language. In the case of multi-line inscriptions, the text must be assigned to the respective line, e.g. "Z1 = Lift, Z2 = Lower". For long words you can also specify the end-of-line division; [see ordering example 1](#)

Symbols can also be ordered with numbers according to ISO 7000 or IEC 60417; [see ordering examples 2 and 3](#)

The SIRIUS ACT Configurator must be used to select customized inscriptions and symbols (order code Q9Y). In this case a "CIN" (Configuration Identification Number) is generated for placement of future orders. It is then possible to place an order directly using the CIN and the SIRIUS ACT Configurator (Mall shopping cart) or via the standard order channels.

Standard ordering channels:

- Configurator: www.siemens.com/sirius-act/configurator
- Electronic Catalog CA 01 on DVD
- Industry Mall: www.siemens.com/industrymall

Ordering example 1

A label with 2 lines of text is required:

3SU1900-0AB71-0AZ0
Q1Y
Z1 = LIFT
Z2 = LOWER

Ordering example 2

A label inscribed with symbol No. 5011 according to IEC 60417 is required:

3SU1900-0AB71-0AZ0
Q3Y
Z = 5011 IEC

Ordering example 3

A label inscribed with symbol No. 1118 according to ISO 7000 is required:

3SU1900-0AB71-0AZ0
Q3Y
Z = 1118 ISO







SIRIUS ACT Pushbuttons and Indicator Lights

Accessories

Labels

Label holders for labeling plates

Selection and ordering data

Label holder shape	Label holder color	Label fastening method	Labeling plate size		DT	Article No.	Price per PU	PU (UNIT, SET, M)	PS*	PG
			Height	Width						
			mm	mm						
Label holders for labeling plates										
	With rounded bottom	Black	Self-adhesive	12.5	27	A	3SU1900-0AG10-0AA0	100	10 units	41J
				17.5	27	A	3SU1900-0AH10-0AA0	100	10 units	41J
				27	27	A	3SU1900-0AJ10-0AA0	100	10 units	41J
	Snap-on	12.5	27	A	3SU1900-0AR10-0AA0	100	10 units	41J		
		17.5	27	A	3SU1900-0AS10-0AA0	100	10 units	41J		
		27	27	A	3SU1900-0AT10-0AA0	100	10 units	41J		
3SU1900-0AG10-0AA0										
	With square bottom	Black	Self-adhesive	12.5	27	B	3SU1900-0AN10-0AA0	100	1 unit	41J
				17.5	27	B	3SU1900-0AP10-0AA0	100	1 unit	41J
				27	27	B	3SU1900-0AQ10-0AA0	100	1 unit	41J
3SU1900-0AN10-0AA0										
Label holders for labeling plates for coordinate switches										
	With square bottom	Black	Self-adhesive	27	27	A	3SU1900-0AL10-0AA0	1	1 unit	41J
	Cross	Black	Self-adhesive	27	27	B	3SU1900-0AM10-0AA0	1	1 unit	41J
Label holders for labeling plates for twin pushbuttons										
	Rectangular	Black	Self-adhesive	12.5	27	A	3SU1900-0AK10-0AA0	100	10 units	41J
Single frames										
	Square	--	--	29.8	29.8	A	3SU1900-0AX10-0AA0	1	10 units	41J

SIRIUS ACT Pushbuttons and Indicator Lights

Accessories

Labels

Labeling plates

Overview

The backing plates consist of a black molded-plastic label holder and a labeling plate (black with white print or silver-colored with black print) for sticking or snapping in place. They are not suitable for EMERGENCY STOP buttons. Note mounting dimensions!

Inscription

The inscription is in upper/lower case, all words begin with upper case letters. Graphic symbols, including those not listed in the catalog, are according to ISO 7000 or IEC 60417.

For customized inscription, see "Options" on page 13/105.

Labeling plates for sticking/snapping in place

The labels are available in three sizes:

- 12.5 mm × 27 mm
- 17.5 mm × 27 mm
- 27 mm × 27 mm

For mounting the labeling plates, you can choose between label holders for stick-on or snap-on mounting.

Selection and ordering data

Color	Marking	Symbol No.	DT	Article No.	Price per PU	PU (UNIT, SET, M)	PS*	PG
Labeling plates 12.5 mm x 27 mm								
For self-inscription								
Black/White (label/lettering)	None	--	A	3SU1900-0AC16-0AA0		100	10 units	41J
Inscription in German								
Black/White (label/lettering)	Ein	--	B	3SU1900-0AC16-0AB0		100	10 units	41J
	Aus	--	B	3SU1900-0AC16-0AC0		100	10 units	41J
	Auf	--	B	3SU1900-0AC16-0AD0		100	10 units	41J
	Ab	--	B	3SU1900-0AC16-0AE0		100	10 units	41J
	Vor	--	B	3SU1900-0AC16-0AF0		100	10 units	41J
	Zurück	--	B	3SU1900-0AC16-0AG0		100	10 units	41J
	Rechts	--	B	3SU1900-0AC16-0AH0		100	10 units	41J
	Links	--	B	3SU1900-0AC16-0AJ0		100	10 units	41J
	Halt	--	B	3SU1900-0AC16-0AK0		100	10 units	41J
	Zu	--	B	3SU1900-0AC16-0AL0		100	10 units	41J
	Betrieb	--	B	3SU1900-0AC16-0AP0		100	10 units	41J
	Störung	--	B	3SU1900-0AC16-0AQ0		100	10 units	41J
	Hand Auto	--	B	3SU1900-0AC16-0DB0		100	10 units	41J
	Hand O Auto	--	B	3SU1900-0AC16-0DD0		100	10 units	41J
Inscription in English								
Black/White (label/lettering)	On	--	B	3SU1900-0AC16-0DJ0		100	10 units	41J
	Off	--	B	3SU1900-0AC16-0DK0		100	10 units	41J
	Up	--	B	3SU1900-0AC16-0DL0		100	10 units	41J
	Down	--	B	3SU1900-0AC16-0DM0		100	10 units	41J
	Forward	--	B	3SU1900-0AC16-0DN0		100	10 units	41J
	Reverse	--	B	3SU1900-0AC16-0DP0		100	10 units	41J
	Right	--	B	3SU1900-0AC16-0DQ0		100	10 units	41J
	Left	--	B	3SU1900-0AC16-0DR0		100	10 units	41J
	Stop	--	B	3SU1900-0AC16-0DS0		100	10 units	41J
	Start	--	B	3SU1900-0AC16-0DT0		100	10 units	41J
	Reset	--	B	3SU1900-0AC16-0DU0		100	10 units	41J
	Test	--	B	3SU1900-0AC16-0DV0		100	10 units	41J
	Open	--	B	3SU1900-0AC16-0DW0		100	10 units	41J
	Close	--	B	3SU1900-0AC16-0DX0		100	10 units	41J
	Jog	--	B	3SU1900-0AC16-0DE0		100	10 units	41J
	Running	--	B	3SU1900-0AC16-0EB0		100	10 units	41J
	Fault	--	B	3SU1900-0AC16-0EC0		100	10 units	41J
	Run	--	B	3SU1900-0AC16-0ED0		100	10 units	41J
	Stop Start	--	B	3SU1900-0AC16-0DC0		100	10 units	41J
	Off On	--	B	3SU1900-0AC16-0DH0		100	10 units	41J
	Power off	--	B	3SU1900-0AC16-0DF0		100	10 units	41J
	Power on	--	B	3SU1900-0AC16-0DG0		100	10 units	41J
	Man O Auto	--	B	3SU1900-0AC16-0DY0		100	10 units	41J
	Man Auto	--	B	3SU1900-0AC16-0EA0		100	10 units	41J

SIRIUS ACT Pushbuttons and Indicator Lights

Accessories


Labels

Labeling plates



Color	Marking	Symbol No.	DT	Article No.	Price per PU	PU (UNIT, SET, M)	PS*	PG
-------	---------	------------	----	-------------	--------------	-------------------	-----	----

Labeling plates 12.5 mm x 27 mm

Inscription in French

 <p>3SU1900-0AC16-0GA0</p>	Black/White (label/lettering)	Marche	--	B	3SU1900-0AC16-0GA0	100	10 units	41J
		Arrêt	--	B	3SU1900-0AC16-0GB0	100	10 units	41J
		Montée	--	B	3SU1900-0AC16-0GC0	100	10 units	41J
		Descente	--	B	3SU1900-0AC16-0GD0	100	10 units	41J
		Avant	--	B	3SU1900-0AC16-0GE0	100	10 units	41J
		Retour	--	B	3SU1900-0AC16-0GF0	100	10 units	41J
		Droite	--	B	3SU1900-0AC16-0GG0	100	10 units	41J
		Gauche	--	B	3SU1900-0AC16-0GH0	100	10 units	41J
		Ouvert	--	B	3SU1900-0AC16-0GJ0	100	10 units	41J
		Fermé	--	B	3SU1900-0AC16-0GK0	100	10 units	41J
		Rapide	--	B	3SU1900-0AC16-0GL0	100	10 units	41J
		En Service	--	B	3SU1900-0AC16-0GM0	100	10 units	41J
		Default	--	B	3SU1900-0AC16-0GN0	100	10 units	41J
		Reglage	--	B	3SU1900-0AC16-0GP0	100	10 units	41J
		Arrêt d'urgence	--	B	3SU1900-0AC16-0GQ0	100	10 units	41J
		Hors Service	--	B	3SU1900-0AC16-0GR0	100	10 units	41J
		Sous tension	--	B	3SU1900-0AC16-0GS0	100	10 units	41J
		Manu Auto	--	B	3SU1900-0AC16-0GT0	100	10 units	41J
	Marche Arrêt	--	B	3SU1900-0AC16-0GU0	100	10 units	41J	
	Rearmement	--	B	3SU1900-0AC16-0GV0	100	10 units	41J	

With symbol

 <p>3SU1900-0AC16-0QG0</p>	Black/White (label/lettering)	O	--	B	3SU1900-0AC16-0QA0	100	10 units	41J
		I	--	B	3SU1900-0AC16-0QB0	100	10 units	41J
		O I	--	B	3SU1900-0AC16-0QG0	100	10 units	41J
		1 2	--	B	3SU1900-0AC16-0QJ0	100	10 units	41J
		 ARROW DIRECTION UP	--	B	3SU1900-0AC16-0QS0	100	10 units	41J

SIRIUS ACT Pushbuttons and Indicator Lights

Accessories

Labels


Labeling plates

Color	Marking	Symbol No.	DT	Article No.	Price per PU	PU (UNIT, SET, M)	PS*	PG
-------	---------	------------	----	-------------	--------------	-------------------	-----	----

Labeling plates 12.5 mm x 27 mm

For self-inscription

Silver/Black (label/lettering)	None		A	3SU1900-0AC81-0AA0		100	10 units	41J
--------------------------------	------	--	---	---------------------------	--	-----	----------	-----



3SU1900-0AC81-0AA0

Inscription in German

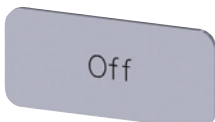
Silver/Black (label/lettering)	Ein	--	B	3SU1900-0AC81-0AB0		100	10 units	41J
	Aus	--	B	3SU1900-0AC81-0AC0		100	10 units	41J
	Auf	--	B	3SU1900-0AC81-0AD0		100	10 units	41J
	Ab	--	B	3SU1900-0AC81-0AE0		100	10 units	41J
	Vor	--	B	3SU1900-0AC81-0AF0		100	10 units	41J
	Zurück	--	B	3SU1900-0AC81-0AG0		100	10 units	41J
	Rechts	--	B	3SU1900-0AC81-0AH0		100	10 units	41J
	Links	--	B	3SU1900-0AC81-0AJ0		100	10 units	41J
	Halt	--	B	3SU1900-0AC81-0AK0		100	10 units	41J
	Zu	--	B	3SU1900-0AC81-0AL0		100	10 units	41J
	Schnell	--	B	3SU1900-0AC81-0AM0		100	10 units	41J
	Langsam	--	B	3SU1900-0AC81-0AN0		100	10 units	41J
	Betrieb	--	B	3SU1900-0AC81-0AP0		100	10 units	41J
	Störung	--	B	3SU1900-0AC81-0AQ0		100	10 units	41J
	Einrichten	--	B	3SU1900-0AC81-0AR0		100	10 units	41J
	Hand Auto	--	B	3SU1900-0AC81-0DB0		100	10 units	41J
Stop Start	--	B	3SU1900-0AC81-0DC0		100	10 units	41J	
Hand O Auto	--	B	3SU1900-0AC81-0DD0		100	10 units	41J	



3SU1900-0AC81-0AB0

Inscription in English

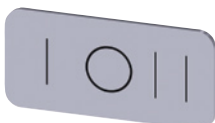
Silver/Black (label/lettering)	On	--	B	3SU1900-0AC81-0DJ0		100	10 units	41J
	Off	--	B	3SU1900-0AC81-0DK0		100	10 units	41J
	Up	--	B	3SU1900-0AC81-0DL0		100	10 units	41J
	Down	--	B	3SU1900-0AC81-0DM0		100	10 units	41J
	Stop	--	B	3SU1900-0AC81-0DS0		100	10 units	41J
	Start	--	B	3SU1900-0AC81-0DT0		100	10 units	41J
	Reset	--	B	3SU1900-0AC81-0DU0		100	10 units	41J
	Test	--	B	3SU1900-0AC81-0DV0		100	10 units	41J
	Open	--	B	3SU1900-0AC81-0DW0		100	10 units	41J
	Close	--	B	3SU1900-0AC81-0DX0		100	10 units	41J
	Man O Auto	--	B	3SU1900-0AC81-0DY0		100	10 units	41J
	Man Auto	--	B	3SU1900-0AC81-0EA0		100	10 units	41J
	Running	--	B	3SU1900-0AC81-0EB0		100	10 units	41J
	Fault	--	B	3SU1900-0AC81-0EC0		100	10 units	41J
	Fast	--	B	3SU1900-0AC81-0EE0		100	10 units	41J
	Slow	--	B	3SU1900-0AC81-0EF0		100	10 units	41J



3SU1900-0AC81-0DK0

With symbol

Silver/Black (label/lettering)	O	5008 IEC	B	3SU1900-0AC81-0QA0		100	10 units	41J	
	I	5007 IEC	B	3SU1900-0AC81-0QB0		100	10 units	41J	
	II	--	B	3SU1900-0AC81-0QC0		100	10 units	41J	
	III	--	B	3SU1900-0AC81-0QD0		100	10 units	41J	
	O I	--	B	3SU1900-0AC81-0QG0		100	10 units	41J	
	I O II	--	B	3SU1900-0AC81-0QK0		100	10 units	41J	
	1 O 2	--	B	3SU1900-0AC81-0QL0		100	10 units	41J	
	→	ARROW DIRECTION TO RIGHT	5022 IEC	B	3SU1900-0AC81-0QR0		100	10 units	41J
	↖	ARROW DIRECTION UP	--	B	3SU1900-0AC81-0QS0		100	10 units	41J



3SU1900-0AC81-0QK0

SIRIUS ACT Pushbuttons and Indicator Lights

Accessories Labels

Labeling plates

Color	Marking	Symbol No.	DT	Article No.	Price per PU	PU (UNIT, SET, M)	PS*	PG
Labeling plates 17.5 mm x 27 mm								
For self-inscription								
	Black/White (label/lettering)	None	--	A	3SU1900-0AD16-0AA0	100	10 units	41J
Inscription in German								
	Black/White (label/lettering)	Ein	--	B	3SU1900-0AD16-0AB0	100	10 units	41J
		Aus	--	B	3SU1900-0AD16-0AC0	100	10 units	41J
		Auf	--	B	3SU1900-0AD16-0AD0	100	10 units	41J
		Ab	--	B	3SU1900-0AD16-0AE0	100	10 units	41J
		Vor	--	B	3SU1900-0AD16-0AF0	100	10 units	41J
		Zurück	--	B	3SU1900-0AD16-0AG0	100	10 units	41J
		Halt	--	B	3SU1900-0AD16-0AK0	100	10 units	41J
		Zu	--	B	3SU1900-0AD16-0AL0	100	10 units	41J
		Betrieb	--	B	3SU1900-0AD16-0AP0	100	10 units	41J
		Störung	--	B	3SU1900-0AD16-0AQ0	100	10 units	41J
		Hand Auto	--	B	3SU1900-0AD16-0DB0	100	10 units	41J
Inscription in English								
	Black/White (label/lettering)	Stop Start	--	B	3SU1900-0AD16-0DC0	100	10 units	41J
		On	--	B	3SU1900-0AD16-0DJ0	100	10 units	41J
		Off	--	B	3SU1900-0AD16-0DK0	100	10 units	41J
		Up	--	B	3SU1900-0AD16-0DL0	100	10 units	41J
		Down	--	B	3SU1900-0AD16-0DM0	100	10 units	41J
		Forward	--	B	3SU1900-0AD16-0DN0	100	10 units	41J
		Reverse	--	B	3SU1900-0AD16-0DP0	100	10 units	41J
		Right	--	B	3SU1900-0AD16-0DQ0	100	10 units	41J
		Stop	--	B	3SU1900-0AD16-0DS0	100	10 units	41J
		Start	--	B	3SU1900-0AD16-0DT0	100	10 units	41J
		Open	--	B	3SU1900-0AD16-0DW0	100	10 units	41J
		Close	--	B	3SU1900-0AD16-0DX0	100	10 units	41J
		Man Auto	--	B	3SU1900-0AD16-0EA0	100	10 units	41J
		Running	--	B	3SU1900-0AD16-0EB0	100	10 units	41J
		Fault	--	B	3SU1900-0AD16-0EC0	100	10 units	41J
Inscription in French								
	Black/White (label/lettering)	Marche	--	B	3SU1900-0AD16-0GA0	100	10 units	41J
		Arrêt	--	B	3SU1900-0AD16-0GB0	100	10 units	41J
		Droite	--	B	3SU1900-0AD16-0GG0	100	10 units	41J
		Gauche	--	B	3SU1900-0AD16-0GH0	100	10 units	41J
		En Service	--	B	3SU1900-0AD16-0GM0	100	10 units	41J
		Default	--	B	3SU1900-0AD16-0GN0	100	10 units	41J
		Sous tension	--	B	3SU1900-0AD16-0GS0	100	10 units	41J
		Manu Auto	--	B	3SU1900-0AD16-0GT0	100	10 units	41J
		Marche Arrêt	--	B	3SU1900-0AD16-0GU0	100	10 units	41J
		Rearmement	--	B	3SU1900-0AD16-0GV0	100	10 units	41J
With symbol								
	Black/White (label/lettering)	O	5008 IEC	B	3SU1900-0AD16-0QA0	100	10 units	41J
		I	5007 IEC	B	3SU1900-0AD16-0QB0	100	10 units	41J
		O I	--	B	3SU1900-0AD16-0QG0	100	10 units	41J
		→ ARROW DIRECTION TO RIGHT	5022 IEC	B	3SU1900-0AD16-0QR0	100	10 units	41J
		↖ ARROW DIRECTION UP	--	B	3SU1900-0AD16-0QS0	100	10 units	41J



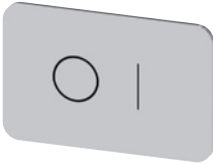
3SU1900-0AD16-0QR0

SIRIUS ACT Pushbuttons and Indicator Lights

Accessories

Labels

Labeling plates







Color	Marking	Symbol No.	DT	Article No.	Price per PU	PU (UNIT, SET, M)	PS*	PG
Labeling plates 17.5 mm x 27 mm								
For self-inscription								
	Silver/Black (label/lettering)	None	--	A	3SU1900-0AD81-0AA0	100	10 units	41J
Inscription in German								
	Silver/Black (label/lettering)	Ein	--	B	3SU1900-0AD81-0AB0	100	10 units	41J
		Aus	--	B	3SU1900-0AD81-0AC0	100	10 units	41J
		Auf	--	B	3SU1900-0AD81-0AD0	100	10 units	41J
		Ab	--	B	3SU1900-0AD81-0AE0	100	10 units	41J
		Vor	--	B	3SU1900-0AD81-0AF0	100	10 units	41J
		Zurück	--	B	3SU1900-0AD81-0AG0	100	10 units	41J
		Rechts	--	B	3SU1900-0AD81-0AH0	100	10 units	41J
		Halt	--	B	3SU1900-0AD81-0AK0	100	10 units	41J
		Zu	--	B	3SU1900-0AD81-0AL0	100	10 units	41J
		Betrieb	--	B	3SU1900-0AD81-0AP0	100	10 units	41J
		Störung	--	B	3SU1900-0AD81-0AQ0	100	10 units	41J
		Hand Auto	--	B	3SU1900-0AD81-0DB0	100	10 units	41J
	Hand O Auto	--	B	3SU1900-0AD81-0DD0	100	10 units	41J	
Inscription in English								
	Silver/Black (label/lettering)	On	--	B	3SU1900-0AD81-0DJ0	100	10 units	41J
		Off	--	B	3SU1900-0AD81-0DK0	100	10 units	41J
		Stop	--	B	3SU1900-0AD81-0DS0	100	10 units	41J
		Start	--	B	3SU1900-0AD81-0DT0	100	10 units	41J
		Reset	--	B	3SU1900-0AD81-0DU0	100	10 units	41J
		Man O Auto	--	B	3SU1900-0AD81-0DY0	100	10 units	41J
		Fault	--	B	3SU1900-0AD81-0EC0	100	10 units	41J
	With symbol							
	Silver/Black (label/lettering)	O	5008 IEC	B	3SU1900-0AD81-0QA0	100	10 units	41J
		I	5007 IEC	B	3SU1900-0AD81-0QB0	100	10 units	41J
		O I	--	B	3SU1900-0AD81-0QG0	100	10 units	41J
		I O II	--	B	3SU1900-0AD81-0QK0	100	10 units	41J
		1 O 2	--	B	3SU1900-0AD81-0QL0	100	10 units	41J
		→ ARROW DIRECTION TO RIGHT	5022 IEC	B	3SU1900-0AD81-0QR0	100	10 units	41J
		↖ ARROW DIRECTION UP	--	B	3SU1900-0AD81-0QS0	100	10 units	41J
	3SU1900-0AD81-0QG0							

SIRIUS ACT Pushbuttons and Indicator Lights

Accessories

Labels

Labeling plates

Color	Marking	Symbol No.	DT	Article No.	Price per PU	PU (UNIT, SET, M)	PS*	PG	
Labeling plates 27 mm x 27 mm									
For self-inscription									
	Black/White (label/lettering)	None	--	A	3SU1900-0AE16-0AA0		100	10 units 41J	
3SU1900-0AE16-0AA0									
	Silver/Black (label/lettering)		--	A	3SU1900-0AE81-0AA0		100	10 units 41J	
3SU1900-0AE81-0AA0									
Inscription in German									
	Black/White (label/lettering)	Ein	--	B	3SU1900-0AE16-0AB0		100	10 units 41J	
		Aus	--	B	3SU1900-0AE16-0AC0		100	10 units 41J	
		Auf	--	B	3SU1900-0AE16-0AD0		100	10 units 41J	
		Ab	--	B	3SU1900-0AE16-0AE0		100	10 units 41J	
		Vor	--	B	3SU1900-0AE16-0AF0		100	10 units 41J	
		Zurück	--	B	3SU1900-0AE16-0AG0		100	10 units 41J	
		Rechts	--	B	3SU1900-0AE16-0AH0		100	10 units 41J	
		Links	--	B	3SU1900-0AE16-0AJ0		100	10 units 41J	
		Halt	--	B	3SU1900-0AE16-0AK0		100	10 units 41J	
		Zu	--	B	3SU1900-0AE16-0AL0		100	10 units 41J	
		Betrieb	--	B	3SU1900-0AE16-0AP0		100	10 units 41J	
		Störung	--	B	3SU1900-0AE16-0AQ0		100	10 units 41J	
		Hand Auto	--	B	3SU1900-0AE16-0DB0		100	10 units 41J	
3SU1900-0AE16-0AD0									
Inscription in English									
	Black/White (label/lettering)	On	--	B	3SU1900-0AE16-0DJ0		100	10 units 41J	
		Off	--	B	3SU1900-0AE16-0DK0		100	10 units 41J	
		Up	--	B	3SU1900-0AE16-0DL0		100	10 units 41J	
		Down	--	B	3SU1900-0AE16-0DM0		100	10 units 41J	
		Forward	--	B	3SU1900-0AE16-0DN0		100	10 units 41J	
		Reverse	--	B	3SU1900-0AE16-0DP0		100	10 units 41J	
		Stop	--	B	3SU1900-0AE16-0DS0		100	10 units 41J	
		Start	--	B	3SU1900-0AE16-0DT0		100	10 units 41J	
		EMERGENCY STOP	--	B	3SU1900-0AE16-0DA0		100	10 units 41J	
		Stop Start	--	B	3SU1900-0AE16-0DC0		100	10 units 41J	
	3SU1900-0AE16-0DK0								
	Inscription in French								
		Black/White (label/lettering)	Marche	--	B	3SU1900-0AE16-0GA0		100	10 units 41J
		Arrêt	--	B	3SU1900-0AE16-0GB0		100	10 units 41J	
		Montée	--	B	3SU1900-0AE16-0GC0		100	10 units 41J	
		Descente	--	B	3SU1900-0AE16-0GD0		100	10 units 41J	
		En Service	--	B	3SU1900-0AE16-0GM0		100	10 units 41J	
		Défaut	--	B	3SU1900-0AE16-0GN0		100	10 units 41J	
		Sous tension	--	B	3SU1900-0AE16-0GS0		100	10 units 41J	
		Manu Auto	--	B	3SU1900-0AE16-0GT0		100	10 units 41J	
		Marche Arrêt	--	B	3SU1900-0AE16-0GU0		100	10 units 41J	
3SU1900-0AE16-0GB0									
With symbol									
	Black/White (label/lettering)	O I	--	B	3SU1900-0AE16-0QG0		100	10 units 41J	
		→ ARROW DIRECTION TO RIGHT	5022 IEC	B	3SU1900-0AE16-0QR0		100	10 units 41J	

SIRIUS ACT Pushbuttons and Indicator Lights

Accessories

Labels

Labeling plates

Options

Customized inscriptions

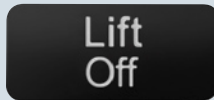
The labels can be inscribed with text and symbols not listed in the ordering data.

The following letter heights are used as standard for text inscriptions:


- Label size 12.5 mm × 27 mm: 3 lines with letter height 4 mm (1-line), 3.5 mm (2-line) or 2.5 mm (3-line)
- Label size 17.5 mm × 27 mm: 3 lines with letter height 4 mm (1- to 2-line) or 3 mm (3-line)
- Label size 27 mm × 27 mm: 5 lines with letter height 4 mm (1- to 5-line)

Up to 11 characters per line are possible. The typeface used is Arial. Other letter heights and typefaces are possible, but must be specified when ordering.

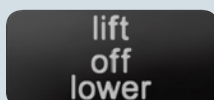
Examples for customized inscription



Two-line inscription in upper/lower case lettering (Q0Y)



Single-line inscription in upper case lettering (Q1Y)



Three-line inscription in lower case letters (Q2Y)



Symbol number 5011 according to IEC 60417 (Q3Y)



Any symbol according to order form supplement (Q9Y)

Ordering notes

Append the following order codes to the Article No.:

- Text line(s) in upper/lower case, upper case always for beginning of line (e.g. "Lift / Off"): **Q0Y**
- Text line(s) in upper case (e.g. "LIFT"): **Q1Y**
- Text line(s) in lower case (e.g. "lift / off / lower"): **Q2Y**
- Text line(s) in upper/lower case, all words begin with upper case letters (e.g. "On Off"): **Q5Y**
- Symbol with number according to ISO 7000 or IEC 60417: **Q3Y**
- Any inscription or symbol according to order form supplement: **Q9Y**

When ordering, specify the required inscription in plain text in addition to the article number and order code. In the case of special inscriptions with words in languages other than German, give the exact spelling and specify the language.

In the case of multi-line inscriptions, the text must be assigned to the respective line, e.g. "Z1 = Lift, Z2 = Lower".

For long words you can also specify the end-of-line division; see [ordering example 1](#)

Symbols can also be ordered with numbers according to ISO 7000 or IEC 60417; see [ordering examples 2 and 3](#)

For special symbols (order code Q9Y), a CAD drawing in BMP, GIF, JPEG, PDF, PNG or TIFF format must be submitted. For special inscriptions (order code Q9Y): document in DOC or XLS format.

The SIRIUS ACT Configurator must be used to select special inscriptions and symbols (order code Q9Y). In this case a "CIN" (Configuration Identification Number) is generated for placement of future orders. It is then possible to place an order directly using the CIN and the SIRIUS ACT Configurator (Mall shopping cart) or via the standard order channels.

Standard ordering channels:

- Configurator: www.siemens.com/sirius-act/configurator
- Electronic Catalog CA 01 on DVD
- Industry Mall: www.siemens.com/industrymall

Ordering example 1

A label with 2 lines of text is required:

3SU1900-0AC16-0AZ0
Q1Y
Z1 = LIFT
Z2 = LOWER

Ordering example 2

A label inscribed with symbol No. 5011 according to IEC 60417 is required:

3SU1900-0AC16-0AZ0
Q3Y
Z = 5011 IEC

Ordering example 3

A label inscribed with symbol No. 1118 according to ISO 7000 is required:

3SU1900-0AC16-0AZ0
Q3Y
Z = 1118 ISO

SIRIUS ACT Pushbuttons and Indicator Lights

Accessories

Labels

Labeling plates for enclosures

Overview

The labeling plates in size 22 mm x 22 mm can be attached to enclosures with cutouts for labels. There are versions in black with white print or silver-colored with black print.

Inscription

The inscription is in upper/lower case, all words begin with upper case letters. Graphic symbols, including those not listed in the catalog, are according to ISO 7000 or IEC 60417.

For customized inscription, see "Options" on page 13/109.

Selection and ordering data

Color	Marking	Symbol No.	DT	Article No.	Price per PU	PU (UNIT, SET, M)	PS*	PG
-------	---------	------------	----	-------------	--------------	-------------------	-----	----

Labeling plates 22 mm x 22 mm

For self-inscription

Black/White (label/lettering)	None	--	A	3SU1900-0AF16-0AA0		100	10 units	41J
-------------------------------	------	----	---	---------------------------	--	-----	----------	-----



3SU1900-0AF16-0AA0

Inscription in German

Black/White (label/lettering)	Ein	--	B	3SU1900-0AF16-0AB0		1	10 units	41J
	Aus	--	B	3SU1900-0AF16-0AC0		1	10 units	41J
	Auf	--	B	3SU1900-0AF16-0AD0		1	10 units	41J
	Ab	--	B	3SU1900-0AF16-0AE0		1	10 units	41J
	Vor	--	B	3SU1900-0AF16-0AF0		1	10 units	41J
	Zurück	--	B	3SU1900-0AF16-0AG0		1	10 units	41J
	Rechts	--	B	3SU1900-0AF16-0AH0		1	10 units	41J
	Links	--	B	3SU1900-0AF16-0AJ0		1	10 units	41J
	Halt	--	B	3SU1900-0AF16-0AK0		1	10 units	41J
	Zu	--	B	3SU1900-0AF16-0AL0		1	10 units	41J
	Schnell	--	B	3SU1900-0AF16-0AM0		1	10 units	41J
	Langsam	--	B	3SU1900-0AF16-0AN0		1	10 units	41J
	Betrieb	--	B	3SU1900-0AF16-0AP0		1	10 units	41J
	Störung	--	B	3SU1900-0AF16-0AQ0		1	10 units	41J
	Einrichten	--	B	3SU1900-0AF16-0AR0		1	10 units	41J
	NOT-AUS	--	B	3SU1900-0AF16-0AS0		1	10 units	41J



3SU1900-0AF16-0AB0



3SU1900-0AF16-0AP0

Inscription in English

Black/White (label/lettering)	On	--	B	3SU1900-0AF16-0DJ0		1	10 units	41J
	Off	--	B	3SU1900-0AF16-0DK0		1	10 units	41J
	Up	--	B	3SU1900-0AF16-0DL0		1	10 units	41J
	Down	--	B	3SU1900-0AF16-0DM0		1	10 units	41J
	Forward	--	B	3SU1900-0AF16-0DN0		1	10 units	41J
	Right	--	B	3SU1900-0AF16-0DQ0		1	10 units	41J
	Left	--	B	3SU1900-0AF16-0DR0		1	10 units	41J
	Stop	--	B	3SU1900-0AF16-0DS0		1	10 units	41J
	Start	--	B	3SU1900-0AF16-0DT0		1	10 units	41J
	Reset	--	B	3SU1900-0AF16-0DU0		1	10 units	41J
	Test	--	B	3SU1900-0AF16-0DV0		1	10 units	41J
	Open	--	B	3SU1900-0AF16-0DW0		1	10 units	41J
	Close	--	B	3SU1900-0AF16-0DX0		1	10 units	41J
	Running	--	B	3SU1900-0AF16-0EB0		1	10 units	41J
	Fault	--	B	3SU1900-0AF16-0EC0		1	10 units	41J
	Fast	--	B	3SU1900-0AF16-0EE0		1	10 units	41J
	Slow	--	B	3SU1900-0AF16-0EF0		1	10 units	41J
	EMERGENCY STOP	--	B	3SU1900-0AF16-0DA0		1	10 units	41J



3SU1900-0AF16-0DM0



3SU1900-0AF16-0EC0

SIRIUS ACT Pushbuttons and Indicator Lights

Accessories


Labels

Labeling plates for enclosures


Color	Marking	Symbol No.	DT	Article No.	Price per PU	PU (UNIT, SET, M)	PS*	PG
-------	---------	------------	----	-------------	--------------	-------------------	-----	----

Labeling plates 22 mm x 22 mm







Inscription in French

	Black/White (label/lettering)	Marche	--	B	3SU1900-0AF16-0GA0	1	10 units	41J
		Arrêt	--	B	3SU1900-0AF16-0GB0	1	10 units	41J
		Montée	--	B	3SU1900-0AF16-0GC0	1	10 units	41J
		Descente	--	B	3SU1900-0AF16-0GD0	1	10 units	41J
		Retour	--	B	3SU1900-0AF16-0GF0	1	10 units	41J
		Droite	--	B	3SU1900-0AF16-0GG0	1	10 units	41J
		Gauche	--	B	3SU1900-0AF16-0GH0	1	10 units	41J
		Ouvert	--	B	3SU1900-0AF16-0GJ0	1	10 units	41J
		Fermé	--	B	3SU1900-0AF16-0GK0	1	10 units	41J
		Rapide	--	B	3SU1900-0AF16-0GL0	1	10 units	41J
		En Service	--	B	3SU1900-0AF16-0GM0	1	10 units	41J
		Défaut	--	B	3SU1900-0AF16-0GN0	1	10 units	41J
		Sous tension	--	B	3SU1900-0AF16-0GS0	1	10 units	41J
		Manu Auto	--	B	3SU1900-0AF16-0GT0	1	10 units	41J
		Marche Arrêt	--	B	3SU1900-0AF16-0GU0	1	10 units	41J
		Rearmement	--	B	3SU1900-0AF16-0GV0	1	10 units	41J
		Lent	--	B	3SU1900-0AF16-0GW0	1	10 units	41J
	D'Urgent	--	B	3SU1900-0AF16-0GX0	1	10 units	41J	

With symbol (ON/OFF)

	Black/White (label/lettering)	O	5008 IEC	B	3SU1900-0AF16-0QA0	1	10 units	41J
		I	5007 IEC	B	3SU1900-0AF16-0QB0	1	10 units	41J
		II	--	B	3SU1900-0AF16-0QC0	1	10 units	41J
		III	--	B	3SU1900-0AF16-0QD0	1	10 units	41J
		O I	--	B	3SU1900-0AF16-0QG0	1	10 units	41J
		I O II	--	B	3SU1900-0AF16-0QK0	1	10 units	41J
		I O	--	B	3SU1900-0AF16-0QP0	1	10 units	41J
		(one below the other)						
		II O I	--	B	3SU1900-0AF16-0QQ0	1	10 units	41J
	(one below the other)							

With symbol (graphic)

	Black/White (label/lettering)	→	ARROW DIRECTION TO RIGHT	5022 IEC	B	3SU1900-0AF16-0QR0	1	10 units	41J
			PUMP	0134 ISO	B	3SU1900-0AF16-0RD0	1	10 units	41J
			FAN	--	B	3SU1900-0AF16-0RV0	1	10 units	41J
			COOLING	--	B	3SU1900-0AF16-0RW0	1	10 units	41J
			ILLUMINATION	--	B	3SU1900-0AF16-0RX0	1	10 units	41J
			MOTOR	--	B	3SU1900-0AF16-0RY0	1	10 units	41J

SIRIUS ACT Pushbuttons and Indicator Lights

Accessories

Labels


Labeling plates for enclosures

Color	Marking	Symbol No.	DT	Article No.	Price per PU	PU (UNIT, SET, M)	PS*	PG
-------	---------	------------	----	-------------	--------------	-------------------	-----	----

Labeling plates 22 mm x 22 mm

For self-inscription

Silver/Black (label/lettering)	None	--	A	3SU1900-0AF81-0AA0		100	10 units	41J
--------------------------------	------	----	---	---------------------------	--	-----	----------	-----



3SU1900-0AF81-0AA0

Inscription in German

Silver/Black (label/lettering)	Ein	--	B	3SU1900-0AF81-0AB0	1	10 units	41J
	Aus	--	B	3SU1900-0AF81-0AC0	1	10 units	41J
	Auf	--	B	3SU1900-0AF81-0AD0	1	10 units	41J
	Ab	--	B	3SU1900-0AF81-0AE0	1	10 units	41J
	Vor	--	B	3SU1900-0AF81-0AF0	1	10 units	41J
	Zurück	--	B	3SU1900-0AF81-0AG0	1	10 units	41J
	Rechts	--	B	3SU1900-0AF81-0AH0	1	10 units	41J
	Links	--	B	3SU1900-0AF81-0AJ0	1	10 units	41J
	Halt	--	B	3SU1900-0AF81-0AK0	1	10 units	41J
	Zu	--	B	3SU1900-0AF81-0AL0	1	10 units	41J
	Schnell	--	B	3SU1900-0AF81-0AM0	1	10 units	41J
	Langsam	--	B	3SU1900-0AF81-0AN0	1	10 units	41J
	Betrieb	--	B	3SU1900-0AF81-0AP0	1	10 units	41J
	Störung	--	B	3SU1900-0AF81-0AQ0	1	10 units	41J
	Einrichten	--	B	3SU1900-0AF81-0AR0	1	10 units	41J
	NOT-AUS	--	B	3SU1900-0AF81-0AS0	1	10 units	41J
NOT-HALT	--	B	3SU1900-0AF81-0AT0	1	10 units	41J	
Hand O Auto	--	B	3SU1900-0AF81-0DD0	1	10 units	41J	



3SU1900-0AF81-0AB0



3SU1900-0AF81-0DD0

Inscription in English

Silver/Black (label/lettering)	Stop	--	B	3SU1900-0AF81-0DS0	1	10 units	41J
	Start	--	B	3SU1900-0AF81-0DT0	1	10 units	41J
	Reset	--	B	3SU1900-0AF81-0DU0	1	10 units	41J
	Test	--	B	3SU1900-0AF81-0DV0	1	10 units	41J
	Open	--	B	3SU1900-0AF81-0DW0	1	10 units	41J



3SU1900-0AF81-0DU0

With symbol (ON/OFF)

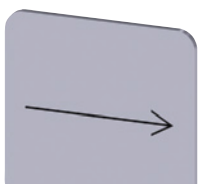
Silver/Black (label/lettering)	O	5008 IEC	B	3SU1900-0AF81-0QA0	1	10 units	41J
	I	5007 IEC	B	3SU1900-0AF81-0QB0	1	10 units	41J
	II	--	B	3SU1900-0AF81-0QC0	1	10 units	41J
	III	--	B	3SU1900-0AF81-0QD0	1	10 units	41J
	O I	--	B	3SU1900-0AF81-0QG0	1	10 units	41J
	I O II	--	B	3SU1900-0AF81-0QK0	1	10 units	41J
	I O	--	B	3SU1900-0AF81-0QP0	1	10 units	41J
	(one below the other) II O I	--	B	3SU1900-0AF81-0QQ0	1	10 units	41J
	(one below the other)						



3SU1900-0AF81-0K0

With symbol (graphic)

Silver/Black (label/lettering)	→	ARROW DIRECTION TO RIGHT	5022 IEC	B	3SU1900-0AF81-0QR0	1	10 units	41J
--------------------------------	---	--------------------------	----------	---	---------------------------	---	----------	-----



SIRIUS ACT Pushbuttons and Indicator Lights

Accessories

Labels

Labeling plates for enclosures

Options

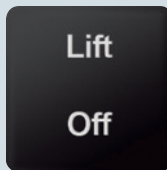
Customized inscriptions

The labels can be inscribed with texts and symbols not listed in the ordering data.

A letter height of 4 mm is used for text inscriptions (1 to 3 lines).

Up to 11 characters per line are possible. The typeface used is Arial. Other letter heights and typefaces are possible, but must be specified when ordering.

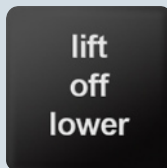
Examples for customized inscription



Two-line inscription in upper/lower case lettering (Q0Y)




Single-line inscription in upper case lettering (Q1Y)



3SB39 backing plate for enclosures, customized inscription (Q2Y)



Symbol number 5011 according to IEC 60417 (Q3Y)



Any symbol according to order form supplement (Q9Y)

Ordering notes

Append the following order codes to the Article No.:

- Text line(s) in upper/lower case, upper case always for beginning of line (e.g. "Lift / Off"): **Q0Y**
- Text line(s) in upper case (e.g. "LIFT"): **Q1Y**
- Text line(s) in lower case (e.g. "lift / off / lower"): **Q2Y**
- Text line(s) in upper/lower case, all words begin with upper case letters (e.g. "On Off"): **Q5Y**
- Symbol with number according to ISO 7000 or IEC 60417: **Q3Y**
- Any inscription or symbol according to order form supplement: **Q9Y**

When ordering, specify the required inscription in plain text in addition to the article number and order code. In the case of special inscriptions with words in languages other than German, give the exact spelling and specify the language.

In the case of multi-line inscriptions, the text must be assigned to the respective line, e.g. "Z1 = Lift, Z2 = Lower". For long words you can also specify the end-of-line division (see [ordering example 1](#)).

Symbols can also be ordered with numbers according to ISO 7000 or IEC 60417 (see [ordering examples 2 and 3](#)).

For special symbols (order code Q9Y), a CAD drawing in DXF format can be submitted.

The SIRIUS ACT Configurator must be used to select special inscriptions and symbols (order code Q9Y). In this case a "CIN" (Configuration Identification Number) is generated for placement of future orders. It is then possible to place an order directly using the CIN and the SIRIUS ACT Configurator (Mall shopping cart) or via the standard order channels.

Standard ordering channels:

- Configurator: www.siemens.com/sirius-act/configurator
- Electronic Catalog CA 01 on DVD
- Industry Mall: www.siemens.com/industrymall

Ordering example 1

A label with 2 lines of text is required:

3SU1900-0AF16-0AZ0
Q1Y
Z1 = LIFT
Z2 = LOWER

Ordering example 2

A label inscribed with symbol No. 5011 according to IEC 60417 is required:

3SU1900-0AF16-0AZ0
Q3Y
Z = 5011 IEC

Ordering example 3

A label inscribed with symbol No. 1118 according to ISO 7000 is required:

3SU1900-0AF16-0AZ0
Q3Y
Z = 1118 ISO

SIRIUS ACT Pushbuttons and Indicator Lights

Accessories

Labels

Labels for laser printers

Overview

Label inscriptions



Using the *Label Designer* software, which can be downloaded from the Internet, and the labeling plates for laser inscription you can create your own customized labels with a standard laser printer. The self-adhesive or snap-on labels can be stuck or snapped onto the corresponding label holders. Round labels are provided for inserting in illuminated pushbuttons and switches.

The labels are suitable for inscription with one to three lines of text or symbols.

For applications with more exacting requirements we recommend factory-printed labeling plates and insert labels (laser-printed or engraved depending on the type).

For the *Label Designer* software see: www.siemens.com/sirius-label-designer

Selection and ordering data

	Fastening method	Height mm	Width mm	DT	Article No.	Price per PU	PU (UNIT, SET, M)	PS*	PG
Labels for printing - insert labels									
	Insert	--	--	B	3SU1900-0BH60-0AA0		100	480 units	41J
3SU1900-0BH60-0AA0									
Labels for printing - labeling plates									
	Self-adhesive	12.5	27.5	A	3SU1900-0BJ61-0AA0		100	480 units	41J
		17.5	27	A	3SU1900-0BK61-0AA0		100	720 units	41J
		27	27	A	3SU1900-0BL61-0AA0		100	480 units	41J
		22	22	A	3SU1900-0BM61-0AA0		100	700 units	41J
3SU1900-0BJ61-0AA0									


SIRIUS ACT Pushbuttons and Indicator Lights


Accessories


Labels



Other labels


Selection and ordering data

	Color	Fastening method	Outer diameter mm	Marking	DT	Article No.	Price per PU	PU (UNIT, SET, M)	PS*	PG
EMERGENCY STOP backing plates										
	Yellow/Black (label/lettering)	None	45	None	A	3SU1900-0BA31-0AA0		1	10 units	41J
					A	3SU1900-0BB31-0AA0				
			75	NOT-AUS	B	3SU1900-0BB31-0AS0				
					B	3SU1900-0BB31-0AT0				
3SU1900-0BB31-0AT0										

	Color	Fastening method	Outer diameter mm	Marking	DT	Article No.	Price per PU	PU (UNIT, SET, M)	PS*	PG
EMERGENCY STOP backing plates										
	Yellow/Black (label/lettering)	Self-adhesive	75	None	A	3SU1900-0BC31-0AA0		1	10 units	41J
					B	3SU1900-0BC31-0AS0				
					A	NOT-AUS		A	3SU1900-0BC31-0AT0	
								A	3SU1900-0BC31-0DA0	
					B	NOT-HALT		B	3SU1900-0BC31-0GQ0	
								B	3SU1900-0BC31-0JA0	
					B	EMERGENCY STOP		B	3SU1900-0BC31-0LA0	
								B	3SU1900-0BC31-0MA0	
					A	Arrêt d'urgence		A	3SU1900-0BC31-0NB0	
								A	3SU1900-0BC31-0NB0	
3SU1900-0BC31-0AT0										

	Color	Fastening method	Outer diameter mm	Marking	DT	Article No.	Price per PU	PU (UNIT, SET, M)	PS*	PG
Labeling plates for potentiometers										
	Black/White (label/lettering)	None	40	--	A	3SU1900-0BG16-0AA0		1	10 units	41J
					B	3SU1900-0BG16-0RT0				
					B	3SU1900-0BG16-0RU0				
3SU1900-0BG16-0RU0										

	Color	Label fastening method	Height mm	Width mm	Marking	DT	Article No.	Price per PU	PU (UNIT, SET, M)	PS*	PG
Labeling plates for enclosures with EMERGENCY STOP											
	Yellow/Black (label/lettering)	Self-adhesive	38	150	None	A	3SU1900-0BE31-0AA0		1	10 units	41J
						B	3SU1900-0BE31-0AS0				
3SU1900-0BE31-0AS0											
Labeling plates for enclosures with EMERGENCY STOP with recess											
	Yellow/Black (label/lettering)	Self-adhesive	38	150	None	B	3SU1900-0BF31-0AA0		1	10 units	41J
3SU1900-0BF31-0AA0											

	Color	Label fastening method	Height mm	Width mm	Marking	DT	Article No.	Price per PU	PU (UNIT, SET, M)	PS*	PG
Unit labeling plates											
	White/Black (label/lettering)	Insert	9.5	10.5	None	B	3SU1900-0AY61-0AA0		100	10 units	41J

SIRIUS ACT Pushbuttons and Indicator Lights








Accessories

Protection/access protection

Selection and ordering data




Product version	Material	Color	DT	Article No.	Price per PU	PU (UNIT, SET, M)	PS*	PG
-----------------	----------	-------	----	-------------	--------------	-------------------	-----	----

Protective caps

	Sealable caps	Plastic	Black	B	3SU1900-0DA10-0AA0		1	1 unit	41J
			Clear	B			3SU1900-0DA70-0AA0	1	1 unit
3SU1900-0DA10-0AA0									
	Sealable caps for pushbuttons	Plastic	Black	B	3SU1900-0EL10-0AA0		1	1 unit	41J
			Clear	B			3SU1900-0EL70-0AA0	1	1 unit
3SU1900-0EL70-0AA0									
	Silicone protective caps for pushbuttons, flat	Plastic	Clear	A	3SU1900-0DB70-0AA0		1	1 unit	41J
				A			3SU1900-0ED70-0AA0	1	1 unit
3SU1900-0DB70-0AA0									
	Silicone-free protective caps for pushbuttons, raised	Plastic	Clear	A	3SU1900-0DC70-0AA0		1	1 unit	41J
				A			3SU1900-0EE70-0AA0	1	1 unit
3SU1900-0DC70-0AA0									
	Silicone protective caps for selectors, short	Plastic	Clear	B	3SU1900-0DD70-0AA0		1	1 unit	41J
				B			3SU1900-0EF70-0AA0	1	1 unit
3SU1900-0DD70-0AA0									
	Silicone protective caps for mushroom pushbuttons 40 mm	Plastic	Clear	B	3SU1900-0DE70-0AA0		1	1 unit	41J
				B			3SU1900-0EG70-0AA0	1	1 unit
3SU1900-0DE70-0AA0									
	Silicone-free protective caps for EMERGENCY STOP	Plastic	Clear	B	3SU1900-0DF70-0AA0		1	1 unit	41J
				B			3SU1900-0EH70-0AA0	1	1 unit

SIRIUS ACT Pushbuttons and Indicator Lights Accessories

Protection/access protection

Product version	Material	Color	DT	Article No.	Price per PU	PU (UNIT, SET, M)	PS*	PG	
Protective caps									
	Silicone protective caps for twin pushbuttons, flat	Plastic	Clear	A	3SU1900-0DG70-0AA0		1	1 unit	41J
	Silicone protective caps for twin pushbuttons, raised	Plastic	Clear	B	3SU1900-0DH70-0AA0		1	1 unit	41J
	Silicone-free protective caps for twin pushbuttons, raised	Plastic	Clear	B	3SU1900-0EK70-0AA0		1	1 unit	41J
	Dust caps for key-operated switches	Plastic	Black	B	3SU1900-0EB10-0AA0		1	1 unit	41J
Protective collars									
	Sun collars	Plastic	Black	B	3SU1900-0DJ10-0AA0		1	1 unit	41J
	360° protective collars for pushbuttons and selectors, short	Plastic	Black	B	3SU1900-0DW10-0AA0		1	1 unit	41J

SIRIUS ACT Pushbuttons and Indicator Lights Accessories

Protection/access protection

Product version	Material	Color	DT	Article No.	Price per PU	PU (UNIT, SET, M)	PS*	PG
Locking devices								
	Locking devices for pushbuttons flat, for raised front ring and raised, castellated front ring	Metal	Silver	B	3SU1950-0DM80-0AA0		1	1 unit 41J
	Locking devices for pushbuttons, raised	Metal	Silver	B	3SU1950-0DN80-0AA0		1	1 unit 41J
	Locking devices for mushroom pushbuttons D30, D40	Metal	Silver	B	3SU1950-0DP80-0AA0		1	1 unit 41J
3SU1950-0DM80-0AA0								
	Locking devices for selectors short/long actuator, in the left position	Metal	Silver	B	3SU1950-0DQ80-0AA0		1	1 unit 41J
3SU1950-0DQ80-0AA0								
	Locking devices for selectors short/long actuator, in the center position	Metal	Silver	B	3SU1950-0DR80-0AA0		1	1 unit 41J
3SU1950-0DR80-0AA0								
	Locking devices for selectors short/long actuator, in the right position	Metal	Silver	B	3SU1950-0DS80-0AA0		1	1 unit 41J
3SU1950-0DS80-0AA0								
	Locking devices for selectors short/long actuator, window from center to right, blocked on left	Metal	Silver	B	3SU1950-0DT80-0AA0		1	1 unit 41J
3SU1950-0DT80-0AA0								
	Locking devices for selectors short/long actuator, window from center to left, blocked on right	Metal	Silver	B	3SU1950-0DU80-0AA0		1	1 unit 41J
3SU1950-0DU80-0AA0								
	Covers for locking devices	Metal	Silver	B	3SU1950-0DV80-0AA0		1	1 unit 41J

SIRIUS ACT Pushbuttons and Indicator Lights

Accessories

Actuators

Selection and ordering data

Material	Color	DT	Article No.	Price per PU	PU (UNIT, SET, M)	PS*	PG
----------	-------	----	-------------	--------------	-------------------	-----	----

Sealing plugs¹⁾



Plastic	Black	A	3SU1900-0FA10-0AA0		1	1 unit	41J
---------	-------	---	---------------------------	--	---	--------	-----

3SU1900-0FA10-0AA0



Metal, matte	Sand gray	A	3SU1930-0FA80-0AA0		1	1 unit	41J
Metal, shiny	Silver	A	3SU1950-0FA80-0AA0		1	1 unit	41J


3SU1950-0FA80-0AA0

¹⁾ The sealing plug is mounted with a holder.
Modules might already be mounted on the holder.

Material	Color	DT	Article No.	Price per PU	PU (UNIT, SET, M)	PS*	PG
----------	-------	----	-------------	--------------	-------------------	-----	----

Buttons, flat

For pushbuttons



Plastic	Black	B	3SU1900-0FT10-0AA0		100	10 units	41J
	Red	B	3SU1900-0FT20-0AA0		100	10 units	41J
	Yellow	B	3SU1900-0FT30-0AA0		100	10 units	41J
	Green	A	3SU1900-0FT40-0AA0		100	10 units	41J
	Blue	B	3SU1900-0FT50-0AA0		100	10 units	41J
	White	B	3SU1900-0FT60-0AA0		100	10 units	41J

3SU1900-0FT20-0AA0

For illuminated pushbuttons



Plastic	Amber	B	3SU1901-0FT00-0AA0		100	10 units	41J
	Red	B	3SU1901-0FT20-0AA0		100	10 units	41J
	Yellow	B	3SU1901-0FT30-0AA0		100	10 units	41J
	Green	B	3SU1901-0FT40-0AA0		100	10 units	41J
	Blue	B	3SU1901-0FT50-0AA0		100	10 units	41J
	White	A	3SU1901-0FT60-0AA0		100	10 units	41J
	Clear	A	3SU1901-0FT70-0AA0		100	10 units	41J

3SU1901-0FT30-0AA0

Buttons, raised

For pushbuttons



Plastic	Black	B	3SU1900-0FS10-0AA0		1	10 units	41J
	Red	B	3SU1900-0FS20-0AA0		1	10 units	41J
	Yellow	B	3SU1900-0FS30-0AA0		1	10 units	41J
	Green	B	3SU1900-0FS40-0AA0		1	10 units	41J

3SU1900-0FS30-0AA0








For illuminated pushbuttons



Plastic	Red	B	3SU1901-0FS20-0AA0		1	10 units	41J
	Yellow	B	3SU1901-0FS30-0AA0		1	10 units	41J
	Green	B	3SU1901-0FS40-0AA0		1	10 units	41J
	Blue	B	3SU1901-0FS50-0AA0		1	10 units	41J
	Clear	B	3SU1901-0FS70-0AA0		1	10 units	41J

SIRIUS ACT Pushbuttons and Indicator Lights Accessories

Actuators





	Material	Key number	RFID coding version	Color	DT	Article No.	Price per PU	PU (UNIT, SET, M)	PS*	PG
Ronis keys										
	Metal	SB30 455	--	Silver	A	3SSU1950-0FB80-0AA0		1	1 unit	41J
						3SSU1950-0FC80-0AA0		1	1 unit	41J
BKS keys										
	Metal	S1	--	Silver	B	3SSU1950-0FD80-0AA0		1	1 unit	41J
OMR keys										
	Metal	73038 73037 73034 73033	--	Blue Red Black Yellow	B B B B	3SSU1950-0FJ50-0AA0		1	1 unit	41J
						3SSU1950-0FK20-0AA0		1	1 unit	41J
						3SSU1950-0FL10-0AA0		1	1 unit	41J
						3SSU1950-0FM30-0AA0		1	1 unit	41J
CES keys										
	Metal	LSG1 SSG10 VL5	--	Silver	B A B	3SSU1950-0FN80-0AA0		1	1 unit	41J
						3SSU1950-0FP80-0AA0		1	1 unit	41J
						3SSU1950-0FQ80-0AA0		1	1 unit	41J
IKON keys										
	Metal	360012K1	--	Silver	B	3SSU1950-0FR80-0AA0		1	1 unit	41J
ID keys ID group individual										
	Plastic	--	Individually coded, programmable several times	White	X	3SSU1900-0FU60-0AA0		1	1 unit	41J
ID keys										
	Plastic	--	ID group 1 ID group 2 ID group 3 ID group 4	Green Yellow Red Blue	X X X X	3SSU1900-0FV40-0AA0		1	1 unit	41J
						3SSU1900-0FW30-0AA0		1	1 unit	41J
						3SSU1900-0FX20-0AA0		1	1 unit	41J
						3SSU1900-0FY50-0AA0		1	1 unit	41J

SIRIUS ACT Pushbuttons and Indicator Lights

Accessories






Enclosures

Selection and ordering data

Product version	Material	Color	DT	Article No.	Price per PU	PU (UNIT, SET, M)	PS*	PG
Cable glands								
 3SU1900-0HG10-0AA0	Plastic	Black	A	3SU1900-0HG10-0AA0		1	1 unit	41J
			B	3SU1900-0HH10-0AA0		1	1 unit	41J
For explosion protection (ATEX)								
Ex category II 2D Ex tb IIIC T120 °C Db								
 3SU1900-0HG10-0AA1	Plastic	Black	B	3SU1900-0HG10-0AA1		1	1 unit	41J
			B	3SU1900-0HH10-0AA1		1	1 unit	41J
Connection pieces								
For plastic enclosures								
 3SU1900-0HJ10-0AA0	Plastic	Black	B	3SU1900-0HJ10-0AA0		1	1 unit	41J
			B	3SU1900-0HK10-0AA0		1	1 unit	41J
			B	3SU1900-0HL10-0AA0		1	1 unit	41J
For metal enclosures								
 3SU1950-0HJ10-0AA0	Metal	Silver	B	3SU1950-0HJ10-0AA0		1	1 unit	41J
			B	3SU1950-0HK10-0AA0		1	1 unit	41J
			B	3SU1950-0HL10-0AA0		1	1 unit	41J

SIRIUS ACT Pushbuttons and Indicator Lights Accessories

Enclosures

Product version	Material	Color	DT	Insulation piercing method		PU (UNIT, SET, M)	PS*	PG	
				Article No.	Price per PU				
Adapters for AS-i shaped cables									
	Insulation piercing method	Plastic	Black	B	3SU1900-0HX10-0AA0		1	1 unit	41J
	M20			B			1	1 unit	41J
Adapters for AS-i tab connection									
For plastic enclosures									
	M12 sockets, 4-pole	Plastic	Black	B	3SU1930-0HA10-0AA0		1	1 unit	41J
	M20			B			1	1 unit	41J
	M25				3SU1930-0HB10-0AA0				
	M12 connectors, 4-pole			B	3SU1930-0HC10-0AA0		1	1 unit	41J
	M20			B			1	1 unit	41J
	M25				3SU1930-0HD10-0AA0				
M12 sockets, 5-pole	Plastic	Black	B	3SU1930-0HP10-0AA0		1	1 unit	41J	
M20			B			1	1 unit	41J	
M25				3SU1930-0HQ10-0AA0					
M12 sockets, 5-pole			B	3SU1930-0HR10-0AA0		1	1 unit	41J	
M20			B			1	1 unit	41J	
M25				3SU1930-0HS10-0AA0					
M12 sockets, 8-pole	Plastic	Black	B	3SU1930-0HT10-0AA0		1	1 unit	41J	
M20			B			1	1 unit	41J	
M25				3SU1930-0HU10-0AA0					
M12 connectors, 8-pole			B	3SU1930-0HV10-0AA0		1	1 unit	41J	
M20			B			1	1 unit	41J	
M25				3SU1930-0HW10-0AA0					
For metal enclosures									
	M12 sockets, 4-pole	Metal	Black	B	3SU1950-0HA10-0AA0		1	1 unit	41J
	M20			B			1	1 unit	41J
	M25				3SU1950-0HB10-0AA0				
	M12 connectors, 4-pole			B	3SU1950-0HC10-0AA0		1	1 unit	41J
	M20			B			1	1 unit	41J
	M25				3SU1950-0HD10-0AA0				
M12 sockets, 5-pole	Metal	Black	B	3SU1950-0HP10-0AA0		1	1 unit	41J	
M20			B			1	1 unit	41J	
M25				3SU1950-0HQ10-0AA0					
M12 connectors, 5-pole			B	3SU1950-0HR10-0AA0		1	1 unit	41J	
M20			B			1	1 unit	41J	
M25				3SU1950-0HS10-0AA0					
M12 sockets, 8-pole	Metal	Black	B	3SU1950-0HT10-0AA0		1	1 unit	41J	
M20			B			1	1 unit	41J	
M25				3SU1950-0HU10-0AA0					
M12 connectors, 8-pole			B	3SU1950-0HV10-0AA0		1	1 unit	41J	
M20			B			1	1 unit	41J	
M25				3SU1950-0HW10-0AA0					
Enclosure cover monitoring									
	Enclosure cover monitoring (module with extension plunger)	Plastic	Black	B	3SU1900-0HM10-0AA0		1	1 unit	41J

SIRIUS ACT Pushbuttons and Indicator Lights

Accessories

Miscellaneous accessories

Selection and ordering data

Product version	Material	Color	DT	Article No.	Price per PU	PU (UNIT, SET, M)	PS*	PG
-----------------	----------	-------	----	-------------	--------------	-------------------	-----	----

Accessories

	PCB carriers	Plastic	Black	A	3SU1900-0KA10-0AA0		1	10 units	41J
--	---------------------	---------	-------	---	---------------------------	--	---	----------	-----


3SU1900-0KA10-0AA0

	Pressure plates for selectors and locks	Plastic	White	A	3SU1900-0KC10-0AA0		1	10 units	41J
---	--	---------	-------	---	---------------------------	--	---	----------	-----


3SU1900-0KC10-0AA0

	Connection kits, standard slave	Plastic	Black	B	3SU1900-0KD10-0AA0		1	1 unit	41J
	ASI-F-slave	Plastic	Black	B	3SU1900-0KE10-0AA0		1	1 unit	41J


	Drilling template for 30 x 40 grid, horizontal	Plastic	Black	B	3SU1900-0KF10-0AA0		1	1 unit	41J
--	---	---------	-------	---	---------------------------	--	---	--------	-----



3SU1900-0KF10-0AA0


	Extension plungers For compensation of the distance between the pushbutton and the unlatching button of an overload relay	Plastic	Black	A	3SU1900-0KG10-0AA0		1	1 unit	41J
--	---	---------	-------	---	---------------------------	--	---	--------	-----

3SU1900-0KG10-0AA0


	Adapters for actuators and indicators with front ring for flat mounting	Metal	Silver	A	3SU1950-0KJ80-0AA0		1	1 unit	41J
--	--	-------	--------	---	---------------------------	--	---	--------	-----


	Adapters for mounting hole 30.5 mm For mounting 22.5 mm pushbuttons and indicator lights	Metal	Silver	A	3SU1950-0KB10-0AA0		1	1 unit	41J
--	--	-------	--------	---	---------------------------	--	---	--------	-----

3SU1950-0KJ80-0AA0

	Grounding studs	Metal	Silver	B	3SU1950-0KK80-0AA0		100	50 units	41J
--	------------------------	-------	--------	---	---------------------------	--	-----	----------	-----

3SU1950-0KK80-0AA0

	Connectors for sensor switches	Metal	Black	B	3SU1900-0KL10-0AA0		100	50 units	41J
--	---------------------------------------	-------	-------	---	---------------------------	--	-----	----------	-----



16/2	Siemens Industry Training
16/3	Ordering notes
16/6	Standards and approvals
16/13	Quality management
	Online services
16/14	Information and ordering in the Internet and on DVD
16/15	Information and Download Center, Social media, Mobile media
16/16	Subject index
16/17	Article number index
16/19	Conditions of sale and delivery

Appendix

Siemens Industry Training

Faster and more applicable know-how: Hands-on training from the manufacturer

Siemens Industry Training provides you with comprehensive support in solving your tasks.

Training by the market leader in the industry enables you to make independent decisions with confidence. Especially where the optimum and efficient use of products and plants are concerned. You can eliminate deficiencies in existing plants, and exclude expensive faulty planning right from the beginning.



First-class know-how directly pays for itself: In shorter startup times, high-quality end products, faster troubleshooting and reduced downtimes. In other words, increased profits and lower costs.

Achieve more with Siemens Industry Training

- Shorter times for startup, maintenance and servicing
- Optimized production operations
- Reliable configuration and startup
- Minimization of plant downtimes
- Flexible plant adaptation to market requirements
- Compliance with quality standards in production
- Increased employee satisfaction and motivation
- Shorter familiarization times following changes in technology and staff

Contact

Visit our site on the Internet at:

www.siemens.com/sitrain

or let us advise you personally.

Siemens Industry Training Customer Support Germany:

Phone: +49 911 895-7575

Fax: +49 911 895-7576

E-Mail: info@sitrain.com

Highlights Siemens Industry Training

Top trainers

Our trainers are skilled teachers with direct practical experience. Course developers have close contact with product development, and directly pass on their knowledge to the trainers.

Practical experience

The practical experience of our trainers enables them to teach theory effectively. But since theory can be pretty drab, we attach great importance to practical exercises which can comprise up to half of of the course time. You can therefore immediately implement your new knowledge in practice. We train you on state-of-the-art methodically/didactically designed training equipment. This training approach will give you all the confidence you need.

Wide variety

With a total of about 300 local attendance courses, we train the complete range of Siemens Industry products as well as interaction of the products in systems.

Tailor-made training

We are only a short distance away. You can find us at more than 50 locations in Germany, and in 62 countries worldwide. You wish to have individual training instead of one of our 300 courses? Our solution: We will provide a program tailored exactly to your personal requirements. Training can be carried out in our Training Centers or at your company.

The right mixture: Blended learning

"Blended learning" is a combination of various training media and sequences. For example, a local attendance course in a Training Center can be optimally supplemented by a teach-yourself program as preparation or follow-up. Additional effect: Reduced traveling costs and periods of absence.



Things you should know about Catalog News IC 10 N

Catalog News IC 10 N contains all selection and order-relevant data.

Delivery time class (DT)

▶ Preferred type	Preferred types are available immediately from stock, i.e. are dispatched within 24 hours.
A 1 or 2 working days	Normal quantities of the products are usually delivered within the specified time following receipt of your order at our branch.
B 3 to 5 working days	
C 6 to 15 working days	
D 16 to 30 working days	In exceptional cases, the actual delivery time may differ from that specified.
X On request	

The delivery times apply up to the ramp at Siemens AG (products ready for dispatch). The transport times depend on the destination and type of shipping. The standard transport time for Germany is 1 day.

The delivery times specified here represent the situation in October 2013. They are continuously optimized. For more up-to-the-minute information, please visit our site at www.siemens.com/sirius/mall.

Price units (PU)

The price unit defines the number of units, sets or meters to which the specified price applies.

Packaging sizes (PS)

The packaging size defines the number, e.g. of units, sets or meters, for outer packaging. Only the quantity defined by the packaging size or a multiple thereof can be ordered.

For multi-unit packing and reusable packaging, see [Catalog IC 10, page 16/12](#).

Price groups (PG)

Each product is assigned to a price group.

Example

3SU1100-0AB30-1FA0

DT: 3 or 5 working days
PG: 41J
Order quantity 1 unit or a multiple thereof

3SU1400-1AA10-1BA0

DT: Preferred type
PG: 41J
Order quantity 1 unit or a multiple thereof

3SU1900-0AB71-0AB0

DT: 3 or 5 working days
PG: 41J
Order quantity 10 units or a multiple thereof

DT	Article No.	Price per PU	PU (UNIT, SET, M)	PS*	PG
B	3SU1100-0AB30-1FA0		1	1 unit	41J
▶	3SU1400-1AA10-1BA0		1	1 unit	41J
B	3SU1900-0AB71-0AB0		100	10 units	41J

Dimensions

All dimensions in mm.

Appendix

Ordering notes

Symbols

In Catalog News IC 10 N you will find the symbols and their explanations listed alongside.

They are used in conjunction with an orange background to mark and highlight special selection criteria.

Connections

Insulation piercing method



Spring-type terminals



Socket terminals



Screw terminals



Push-in terminals



Logistics

General

With regard to delivery service, communications and environmental protection, our logistics service ensures "quality from the moment of ordering right through to delivery". By designing our infrastructure according to customer requirements and implementing electronic order processing, we have successfully optimized our logistics processes.

Our delivery processes are designed such that, as a rule, a confirmed deadline is not generally exceeded. In fact, wherever possible, we aim to deliver up to 3 working days ahead of schedule to optimize the overall delivery situation (e.g. in anticipation of holidays and peak order periods).

We are proud of our personal consulting service, on-time deliveries and 1-day transport within Germany.

To achieve this, we supply the preferred types marked with ► ex warehouse.

We regard the DIN ISO 9001 certification and consistent quality checks as an integral part of our services.

Electronic order processing is fast, cost-efficient and error-free. Please contact us if you want to benefit from these advantages.

Packaging, packing units

The packaging in which our equipment is dispatched provides protection against dust and mechanical damage during transport, thus ensuring that you receive our products in a perfect state.

We select our packaging for maximum environmental compatibility and reusability (e.g. crumpled paper for protection during transport in packages up to 32 kg) and, in particular, with a view to reducing waste.

With our multi-unit packaging and reusable packaging, we offer you specific types of packaging that are both kind to the environment and tailored to your requirements:

Your advantages at a glance:

- Lower order costs
- Cost savings through uniform-type packaging and Low/no disposal costs
- Reduced time and cost thanks to short unpacking times
- "Just-in-time" delivery directly to the production line helps reduce stock: cost savings through reduction of storage area. Cost savings through reduction of storage area
- Fast assembly thanks to supply in sets
- Standard Euro boxes – corresponding to the Euro pallet modular system – suitable for most conveyor systems
- Active contribution to environmental protection

Unless stated otherwise in the "Selection and ordering data" of this catalog, our products are supplied individually packed.

For small parts/accessories, we offer you economical packaging units as standard packs containing more than one item, e.g. 5, 10, 50 or 100 units. It is essential that whole number multiples of these quantities be ordered to ensure satisfactory quality of the products and problem-free order processing.

The products are delivered in a neutral carton. The label includes warning notices, the CE mark and product description information in English and German.

In addition to the Article No. (MLFB) and the packed number of items in the packaging, the Instr. Article No. is also specified for the operating instructions. It can be obtained from your local Siemens representative (you will find a list of your local Siemens contacts at www.siemens.com/automation/partner).

The device Article No. of most devices can also be acquired through the EAN barcode to simplify ordering and storage logistics.

The related master data are available from your local Siemens representative.

Appendix

Standards and approvals

Approvals, test certificates, characteristic curves

An overview of the certificates available for Industrial Control products along with more technical documentation can be consulted daily on the Internet at:

www.siemens.com/sirius/approvals

Title	Date
Certificates General Product Approval, Manufacturer declaration, Manufacturer Manufacturers Declaration, 3141 for products: 3RR24 more>>	2012-12-03 ID: 68584361
Certificates General Product Approval, Manufacturer declaration, Manufacturer Manufacturers Declaration, 3142 for products: 3RR24 more>>	2012-12-03 ID: 68584371
Certificates Test Certificates, Special Test Certificate, Manufacturer Test Certificate, 2988 for products: 3RV2 more>>	2012-11-30 ID: 44011423
Certificates General Product Approval, UL, UL Certificate of Compliance, 20120928-E148698 for products: 8VD53424364 more>>	2012-11-30 ID: 9733478
Certificates General Product Approval, CCC, CGC 2009010305329583 for products: 3RK31 more>>	2012-11-28 ID: 41428771
Certificates Declaration of Conformity, Manufacturer Low Voltage, EMC-Directive, 2492 for products: 3RS10, 3RS11, 3RS20, 3RS21 more>>	2012-11-28 ID: 8022127
Certificates Declaration of Conformity, Manufacturer 2851 for products: 3RV108, 3RV138, 3RV19 more>>	2012-11-28 ID: 28043676
Certificates Declaration of Conformity, Manufacturer 2852 for products: 3RV107, 3RV137, 3RV19 more>>	2012-11-28 ID: 28044029
Certificates Declaration of Conformity, EC-Declaration of Conformity,	2012-11-28

Product support: Approvals/certificates

Title	Date
Characteristics Tripping Characteristics, A5E02587349A [983 KB] R-characteristic 0.7 - 1.00 A for products: 3RA211-0J*15 more>>	2012-04-23 ID: 38738044
Characteristics Tripping Characteristics, NEP56009700200DS02 [934 KB], english Overload tripping class 20E 0.1 - 0.4 A for products: 3RA8120-OAB30; 3RA8120-OAE30; 3RA8120-OAP30; more>>	2008-05-06 ID: 25215949
Characteristics Tripping Characteristics, NEP_560096502000DS02 [938 KB], english Overload tripping Sirius class 10E 0.1 - 0.4 A for products: 3RA8120-OAB30; 3RA8120-OAE30; 3RA8120-OAP30; more>>	2008-05-06 ID: 25218113
Characteristics Tripping Characteristics, NEP5600971000DS01 [933 KB], english Overload tripping class 20E 0.32 - 1.25 A for products: 3RA8120-OB30; 3RA8120-OB630; 3RA8120-OBP30; more>>	2008-05-06 ID: 25215960
Characteristics Tripping Characteristics, NEP560096802000DS02 [930 KB], english Overload tripping Sirius class 10E 0.32 - 1.25 A for products: 3RA8120-OB30; 3RA8120-OB630; 3RA8120-OBP30; more>>	2008-05-06 ID: 25218775
Characteristics Tripping Characteristics, NEP560096702000DS02 [881 KB], english Overload tripping Sirius class 10E 1 - 4 A for products: 3RA8120-OCB30; 3RA8120-OCE30; 3RA8120-OC30; more>>	2008-05-06 ID: 25218776
Characteristics Tripping Characteristics, NEP5600972000DS01 [963 KB], english Overload tripping class 20E 1 - 4 A for products: 3RA8120-OCB30; 3RA8120-OCE30; 3RA8120-OC30; more>>	2008-09-17 ID: 25217289
Characteristics Tripping Characteristics, NEP5600973000DS01 [877 KB], english	2008-05-06

Product support: Characteristics

Safety characteristics

In the following standards, the so-called B10 values for calculating the safety integrity or safety integrity level (SIL) in functional safety at a high or continuous demand rate are required also for electromechanical switchgear:

- IEC 62061 "Safety of machines – Functional safety of safety-related electrical, electronic and programmable electronic control systems",
- ISO 13849-1 "Safety of machines – Safety-related components of controls – Part 1: General principles".

Failure rates of electromechanical components are required for calculating the safety integrity or safety integrity level (SIL) in functional safety:

- in the manufacturing industry at a high demand rate
- in the process industry at a low demand rate

Further requirements are laid down in IEC 61511-1 "Functional safety – Safety instrumented systems for the process industry sector – Part 1: Framework, definitions, system, hardware and software requirements".

The German versions of the above standards are:

- EN 62061 (VDE 0113-50), 2005 + AMD 1:2013, which since 31.12.2005 has been harmonized as EN 62061 under the Machinery Directive
- EN ISO 13849-1:2008
- EN 61511-1 (VDE 810-1)

The TÜV-tested Safety Evaluation Tool assists in calculating the safety function as verification for the machine documentation.

It is available on the Internet at

www.siemens.com/safety-evaluation-tool.

At www.siemens.com/safety-integrated you will also find examples of functions with calculations according to the current standards.

Definitions

$\lambda(t) dt$ is the probability that a unit which has not failed by a certain time t will fail in the following interval $(t; t + dt)$.

Failure rates have the dimension 1/time unit, e.g. 1/h.

Failure rates for components are often specified in FIT (failures in time unit): 1 FIT equals $10^{-9}/h$.

From the failure rate it is possible to derive a (mathematical) distribution function of the failure probability:

$F(t) = 1 - \exp(-\lambda t)$, with λ as constant failure rate

- The mean value of this exponential distribution is also referred to as:

- Mean Time To Failure (MTTF) in the case of irreparable components; 63.2 % of components fail by the MTTF.
- Mean Operating Time Between Failures (MTBF) in the case of repairable components.

- $MTTF = 1/\lambda$
(MTTF is a statistical mean value but no guarantee for endurance)

Electromechanical components are often irreparable components. In general, the failure rate of monitored units changes with age.

Standards and approvals

The B10 value for devices subject to wear is expressed in number of operating cycles:

- it is the number of operating cycles after which 10 % of the test specimens fail in the course of an endurance test (or: the number of operating cycles after which 10 % of the devices have failed).

For low demand rates (mainly in the process industry), the failure rate and not the B10 value is used to determine the failure probability.

Standard B10 values at a high demand rate

With the help of the B10 value and a simplified formula (see section 6.7.8.2.1 of EN 62061), the user can then calculate the total failure rate of an electromechanical component:

$$\lambda = 0.1 \times C/B10$$

with C = operating cycles per hour. C is specified by the user.

The failure rate is made up of safe (λ_S) and dangerous (λ_D) failures:

$$\lambda = \lambda_S + \lambda_D$$

or

$$\lambda_D = [\text{share of dangerous failures in \%}] \times \lambda$$

$$\lambda_S = [\text{share of safe failures in \%}] \times \lambda$$

The failure rate of the dangerous failures λ_D of the components used is needed for further calculations.

Listed in the following table are the standard B10 values and the share of dangerous failures for SIRIUS product groups at a high demand rate.

Standard B10 values (at a high demand rate)

SIRIUS ACT product group (electromechanical components)	Standard B10 value ¹⁾ (operating cycles)	Share of dangerous failures
3SU1 EMERGENCY-STOP mushroom pushbuttons (with positive-opening contacts)	100 000	20 %
3SU1 pushbuttons (non-latching, with positive-opening contacts)	10 000 000	20 %

¹⁾ Only applies under the conditions specified in the technical specifications.

The B10_d value used in EN ISO 13849-1:2008 is determined as follows:

$$B10_d = \frac{B10}{\text{Share of dangerous failures}}$$

Calculation example

A protective door is monitored by a position switch with a separate actuator.

The protective door is opened 4 times an hour.

The overall failure rate of the position switch is:

$$\lambda = 0.1 \cdot C/B10 \text{ [failures/h]}$$

$$\lambda = 0.1 \cdot 4/1000000 = 4 \cdot 10^{-7} \text{ [failures/h]}$$

The dangerous failure rate is calculated with:

$$\lambda_D = 20 \% \text{ of } \lambda = 0.2 \cdot 4 \cdot 10^{-7} \text{ [failures/h]}$$

$$\lambda_D = 8 \cdot 10^{-8} \text{ [failures/h]}$$

Standard failure rates (at a low demand rate)

On the basis of the failure rates, it is possible to calculate the average probability of failure on demand (PFD_{avg}) of a PLT protective device.

A so-called low demand rate is assumed, meaning the rate of demand on the safety-related system amounts to no more than once a year and is not greater than double the frequency of the repeat test.

A repeat test once a year is recommended for electromechanical components in order to reveal passive faults.

For special applications it is possible, in agreement with the inspecting institution (e.g. a technical inspectorate, government agency or the like) to extend the test intervals by using suitable solutions (e.g. a multi-channel version etc.).

Listed in the following table are the standard failure rates and the share of dangerous failures for SIRIUS product groups at a low demand rate.

Standard failure rates at a low demand rate

SIRIUS ACT product group (electromechanical components)	Standard failure rates (in FIT) ¹⁾	Share of dangerous failures
3SU1 EMERGENCY-STOP mushroom pushbuttons (with positive-opening contacts)	100	20 %
3SU1 pushbuttons (non-latching, with positive-opening contacts)	100	20 %

¹⁾ The failure rates specified in the table were limited to 100 FIT.

Appendix

Standards and approvals

Standards

IEC	EN	Title
60947-1 60947-2 60947-3	60947-1 60947-2 60947-3	Low-voltage switchgear and controlgear: General rules • Circuit-breakers • Switches, disconnectors, switch-disconnectors and fuse-combination units
60947-4-1 60947-4-2 60947-4-3	60947-4-1 60947-4-2 60947-4-3	• Contactors and motor starters - Electromechanical contactors and motor starters • Contactors and motor-starters - AC semiconductor motor controllers and starter • Contactors and motor-starters - AC semiconductor controllers and contactors for non-motor loads
60947-5-1 60947-5-2 60947-5-3	60947-5-1 60947-5-2 60947-5-3	• Control circuit devices and switching elements - Electromechanical control circuit devices • Control circuit devices and switching elements - Proximity switches • Control circuit devices and switching elements - Requirements for proximity devices with defined behaviour under fault conditions (PDDb)
60947-5-5 60947-5-6 60947-5-7 60947-5-8 60947-5-9	60947-5-5 60947-5-6 60947-5-7 60947-5-8 60947-5-9	• Control circuit devices and switching elements - Electrical emergency stop device with mechanical latching function • Control circuit devices and switching elements - DC interface for proximity sensors and switching amplifiers (NAMUR) • Control circuit devices and switching elements - Requirements for proximity devices with analogue output • Control circuit devices and switching elements - Three-position enabling switches • Control circuit devices and switching elements - Flow rate switches
60947-6-1 60947-6-2	60947-6-1 60947-6-2	• Multiple function equipment - Transfer switching equipment • Multiple function equipment - Control and protective switching devices (or equipment) (CPS)
60947-7-1 60947-7-2 60947-7-3 60947-7-4	60947-7-1 60947-7-2 60947-7-3 --	• Ancillary equipment - Terminal blocks for copper conductors • Ancillary equipment - Protective conductor terminal blocks for copper conductors • Ancillary equipment - Safety requirements for fuse terminal blocks • Ancillary equipment - PCB terminal blocks for copper conductors
60947-8	60947-8	• Control units for built-in thermal protection (PTC) for rotating electrical machines
62026-2	50295	• Actuator sensor interface (AS-i)
60269-1 60269-4	60269-1 60269-4	Low-voltage fuses: General requirements Low-voltage fuses: Supplementary requirements for fuse-links for the protection of semiconductor devices
60050-441	--	International Electrotechnical Vocabulary. Switchgear, controlgear and fuses
61439-1 61439-2 61439-3	61439-1 61439-2 61439-3	Low-voltage switchgear and controlgear assemblies: General rules Low-voltage switchgear and controlgear assemblies: Power switchgear and controlgear assemblies Low-voltage switchgear and controlgear assemblies: Distribution boards intended to be operated by ordinary persons (DBO)
61439-4	61439-4	Low-voltage switchgear and controlgear assemblies: Particular requirements for assemblies for construction sites (ACS)
61439-5 61439-6 --	61439-5 61439-6 50274	Low-voltage switchgear and controlgear assemblies: Assemblies for power distribution in public networks Low-voltage switchgear assemblies - Part 6: Busbar trunking systems (busways) Low-voltage switchgear and controlgear assemblies - Protection against electric shock - Protection against unintentional direct contact with hazardous live parts
61140	61140	Protection against electric shock - Common aspects for installation and equipment
60664-1	60664-1	Insulation coordination for electrical equipment in low-voltage systems: Principles, requirements and tests
60204-1 --	60204-1 50178	Safety of machinery – Electrical equipment of machines: General requirements Electronic equipment for use in power installations
60079-14 60079-2	60079-14 60079-2	Electrical apparatus for explosive gas atmospheres: Electrical installations in hazardous areas (other than mines) Electrical apparatus for explosive gas atmospheres: Pressurized Enclosures "p"
61810-1 61812-1	61810-1 61812-1	Electromechanical elementary relays: General requirements Time relays for industrial and residential use: Requirements and tests
60999-1	60999-1	Connecting devices - Electrical copper conductors - Safety requirements for screw-type and screwless-type clamping units: General requirements and particular requirements for clamping units for conductors from 0,2 mm ² up to 35 mm ² (included)
60999-2	60999-2	Connecting devices - Electrical copper conductors - Safety requirements for screw-type and screwless-type clamping units: Particular requirements for clamping units for conductors above 35 mm ² up to 300 mm ² (included)
61000-4-1	61000-4-1	Electromagnetic compatibility (EMC): Testing and measuring techniques - Overview of IEC 61000-4 series
61000-6-2 61000-6-3	61000-6-2 61000-6-3	Electromagnetic compatibility (EMC); Generic standards - Immunity for industrial environments Electromagnetic compatibility (EMC): Generic standards - Emission standard for residential, commercial and light-industrial environments
61000-6-4	61000-6-4	Electromagnetic compatibility (EMC): Generic standards - Emission standard for industrial environments
61869-1	61869-1	Instrument transformers: General requirements
61869-2	61869-2	Instrument transformers: Additional requirements for current transformers

Standards and approvals

UL	CSA C22.2	ASME	JIS	Title
508	--	--	--	Industrial control equipment
60947-1	No. 60947-1	--	--	Low-voltage switchgear and controlgear - Part 1: General rules
60947-4-1A	No. 60947-4-1	--	--	Low-voltage switchgear and controlgear - Part 4-1: Contactor and motor starters - Electromechanical contactors and motor starters
60947-4-2	No. 60947-4-2	--	--	Low-voltage switchgear and controlgear - Part 4-2: Contactors and motor-starters - AC semiconductor motor controllers and starters
60947-5-1	No. 60947-5-1	--	--	Low-voltage switchgear and controlgear - Part 5-1: Control circuit devices and switching elements - Electromechanical control circuit devices
489	No. 5	--	--	Molded case circuit breakers, molded case switches, and circuit breaker enclosures
1012	--	--	--	Power units other than CLASS 2
1059	--	--	--	Terminal blocks
486A-486B	--	--	--	Wire connectors
486E	--	--	--	Equipment wiring terminals for use with aluminum and/or copper conductors
50	--	--	--	Enclosures for electrical equipment. Non-environmental considerations
50E	--	--	--	Enclosures for electrical equipment - Environmental considerations
--	No. 14	--	--	Industrial control equipment
--	No. 107-1	--	--	General use power supplies
--	--	A17.5 / B 44.1	--	Elevator and escalator electrical equipment
--	--	--	C 8201-4-1	Low-voltage switchgear and controlgear; Contactors and motor-starters

Approval requirements valid in different countries

Siemens low-voltage switchgear and controlgear are designed, manufactured and tested according to the relevant German standards (DIN and VDE), IEC publications and European standards (EN) as well as CSA and UL standards. The standards assigned to the single devices are stated in the relevant parts of this catalog.

As far as is economically viable, the requirements of the various standards valid in other countries are also taken into account in the design of the equipment.




















In some countries an approval is required for certain low-voltage switchgear and controlgear components, (see table below). Depending on the market requirements, these components have been submitted for approval to the authorized testing institutes.

In some cases, CSA for Canada and UL for the USA only approve special switchgear versions. Such special versions are listed separately from the standard versions in the individual parts of this catalog.

For this equipment, partial limitations of the maximum permissible voltages, currents and ratings can be imposed, or special approval and, in some cases, special identification is required.

For use on board ship, the specifications of the marine classification societies must be observed (see table below). In some cases, they require type tests of the components to be approved.

Testing bodies, approval identification and approval requirements

Country	Canada ¹⁾	USA ¹⁾	China	Russia / Belarus / Kazakhstan
Government-appointed or private, officially recognized testing bodies	CSA UL (USA)	UL	CQC	Official national regulation / TR
Mark of conformity	 c  c  c    c   	  c    c   		
Approval requirement	+	+	+	+
Remarks	UL and CSA are authorized to grant approval certificates in accordance with Canadian and North American regulations. Please note: These approvals are not recognized in many cases and must be covered by additional approvals issued by the national testing agency.		CCC	Customs union

For more information about the approval marks, see page 16/12.

¹⁾ For guide numbers and file numbers for approvals, please visit www.siemens.com/automation/support and select "Product Support".

Marine classification societies

Country	Germany	United Kingdom	France	Norway	CIS	Italy	Poland	USA
Name	Germanischer Lloyd	Lloyds Register of Shipping	Bureau Veritas	Det Norske Veritas	Russian Maritime Register of Shipping	Registro Italiano Navale	Polski Rejestr Statków	American Bureau of Shipping
Codes	GL ¹⁾	LRS	BV	DNV ¹⁾	RMRS	RINA	PRS	ABS

¹⁾ DNV and GL have merged and call themselves the DNV/GL Group.


Appendix

Standards and approvals

CE marking

Manufacturers of products which fall within the subject area to which EC directives apply must identify their products, operating instructions or packaging with a CE mark of conformity.

By attaching the CE marking, the manufacturer confirms that the product conforms to the relevant basic requirements of all directives applicable to the product. The mark of conformity is a mandatory requirement for putting products into circulation throughout the EC.

All the products in this catalog are in conformance with the relevant specific EC directives and bear the CE mark of conformity .

- Low-voltage directive
- EMC directive
- Machinery directive
- Ex protection directive

ALPHA/LOVAG

Siemens AG sits in the ALPHA committee of "ALPHA im VDE".

The responsibility of manufacturers and the high quality of products are promoted by "ALPHA im VDE" by means of supportive procedural guidelines for testing equipment according to the currently valid standards.

Providing specific conditions are fulfilled, "ALPHA im VDE" can also issue officially recognized product certificates if required. As a member of LOVAG, "ALPHA im VDE" is also working towards obtaining international recognition for declarations of conformity and certificates.

LOVAG (Low-Voltage Agreement Group) is a body comprising international specialists from certification bodies and industry who are working together to create a standardized European certificate.

List of LOVAG members

SGS BELGIUM NV	Belgium
Division SGS CEBEC	
ALPHA in VDE	Germany
ASEFA	France
ACAE	Italy
IMQ S.p.A	
Intertek Semko AB	Sweden
APPLUSS + CTC	Spain



Accident prevention

Test certificates and approvals from IFA (institute for occupational safety and health of the German social accident insurance), SUVA (Swiss institute for accident prevention), BG ETEM (German trade association for energy, textiles, electrical goods and media products) and VDE are available for some devices in safety control systems. For details, [see the respective product descriptions](#).

Ex protection certificates for SIRIUS controls

Motor protection devices that protect a motor installed in a potentially explosive atmosphere against overloading must comply with certain special requirements. These requirements are laid down in the following standards:

- EN 60079-0
- EN 60079-1
- EN 60079-7
- EN 60079-14
- EN 60079-17
- EN 60947-1
- EN 60947-4-1
- EN 60947-5-1
- EN 60947-8

Certification

July 1, 2003 saw the dawning of a new era in the field of explosion protection. Since this date, only those devices and protection systems that have been certified for operation in potentially explosive atmospheres according to directive 94/9/EC can be brought into circulation within the European Union.

Only those motor protection devices that have been constructed according to the above-mentioned standards and which have a declaration of conformity from the manufacturer based on a prototype test certificate may be brought into circulation within the member states of the EC.

The quality management system of the manufacturer is also subjected to certain requirements and a "QM certificate" must be obtained for the manufacturer from a recognized authority.

Certification of the QM system

A certificate of approval for quality assurance production has been issued by DEKRA EXAM GmbH¹⁾ with the number BVS 11 ATEX ZQS/E111 of DEKRA EXAM GmbH¹⁾ according to Directive 94/9/EC.

This certificate is valid for equipment groups I and II and categories M2 and 2: Safety and control devices for electrical equipment.

Certificates

For the 3RV, 3RU, 3RB, 3UF, 3RN and 3RW motor protection devices, the corresponding declarations of conformity and prototype test certificates for Category 2D, 2G, and in some cases M2, are available and can be supplied on request.

Declarations of conformity and prototype test certificates are available at www.siemens.com/sirius/support for viewing and downloading.

You can find more information about industrial controls for applications in explosion-protected areas at www.siemens.com/sirius/atex.



Selection box



Description of certificate with view and download option

Identifying markings

All equipment must be marked in accordance with the ATEX guideline. The ATEX identification code contains the equipment group, the approved environment, the number of the certification authority and other technical data that was determined from the type test.

¹⁾ DEKRA EXAM GmbH

The certification authority of the "DEKRA EXAM GmbH" numbered as authority number 0158 according to Article 9 of Directive 94/9/EC of the European Parliament and Council dated March 23, 1994, certifies that Siemens Amberg and Cham maintains a quality system for production that satisfies Appendix IV of this Directive.

Certificate of the AS-International Association for AS-Interface products

AS-Interface products are tested and certified by the AS-International Association. The products have been tested in an accredited test laboratory according to testing guidelines.

Appendix

Standards and approvals

Special standards for the USA and Canada

In the USA and Canada, for machine tools and processing machines in particular, supply lines are laid using rubber insulated cable enclosed in heavy-duty steel piping similar to that used for gas or water pipe systems.







The tubing system must be completely watertight and electrically conductive (especially sleeving and elbows). Since the tubing system can also be grounded, the cable entries of enclosed units equipped with heavy-gauge or metric threads must be fitted with metal adapters between these threads and the tube thread. The necessary adapters are specified for the switchgear as accessories; they should be ordered separately unless otherwise specified.





Low-voltage switchgear and controlgear for auxiliary circuits (e.g. contactor relays, commanding and signaling devices and auxiliary switches/auxiliary contacts in general) are generally only approved by CSA and UL for "**Heavy Duty**" or "**Standard Duty**" and are identified either with these specifications in addition to the maximum permissible voltage or by using an abbreviation.

The abbreviations are harmonized with IEC 60947-5-1 Appendix 1 Table A.1 and correspond to the stated utilization categories.

For various switching devices detailed in the catalog, a note has been included to the effect that, above a certain voltage, the auxiliary switches/auxiliary contacts can only be used if they have the same polarity. This means that the input terminals can only be connected to the same pole of the actuating voltage, e.g. "600 V AC above 300 V AC same polarity".

Different features of UL approvals (for USA and Canada)

Recognized Component	Listed Product
Devices are identified on the rating plate using the "UL recognition mark": USA:   Canada:  	Devices are identified using the "UL listing mark" on the rating plate e.g. USA:  LISTED XXX Canada:  LISTED XXX IND. CONT. EQ. IND. CONT. EQ. (XXX stands for: UL Code Classification Number)
Devices are approved as modules for "factory wiring", i.e.: as devices for installation in control systems, which are selected, installed, wired and tested entirely by trained personnel in factories, workshops or elsewhere, according to the operating conditions .	Devices are approved for "field wiring", i.e.: <ul style="list-style-type: none"> As devices for installation in control systems, which are completely wired by trained personnel in factories, workshops or elsewhere. As single devices for sale in retail outlets in the USA/Canada.

If devices are  or  approved as "listed products", they are also approved as  or  "recognized components".

For more information about UL and CSA, [see page 16/9](#).

Special standards for Russia, Australia and China

EAC approval for Russia/Belarus/Kazakhstan



EAC mark (new)



GOST mark (old)

Since 15.02.2013 Russia, Kazakhstan and Belarus have been united in the EAC customs union. An EAC approval as replacement for the GOST mark is required for all products that are to be sold in Russia.

All devices delivered to the customs union must have these customs certifications.

The provisional transition period in which the GOST mark will remain valid ends on 15.03.2015.

C-Tick licensing for Australia



RCM mark (new)



C-Tick mark (old)

The RCM mark is required for marketing Siemens components in Australia. Electronic devices must provide proof of EMC clearance in Australia, similar to the CE mark of conformity laid down by the EMC directive applicable in the EC and bear the "C-Tick" mark. These requirements have been in force since October 1st, 1999.

The RCM mark was introduced on 01.03.2013. The transition period in which the old C-Tick mark will remain valid is three years.

Quality management

The quality management system of our "Control Products" Business Unit of the "Digital Factory" Division complies with the international standard EN ISO 9001.

The products and systems described in this catalog are developed, manufactured and sold under application of a certified quality management system according to ISO 9001. The certificates are recognized in all IQ Net countries.

Certificates

For information about available certifications of the quality management system for Industrial Controls products, please visit website address:

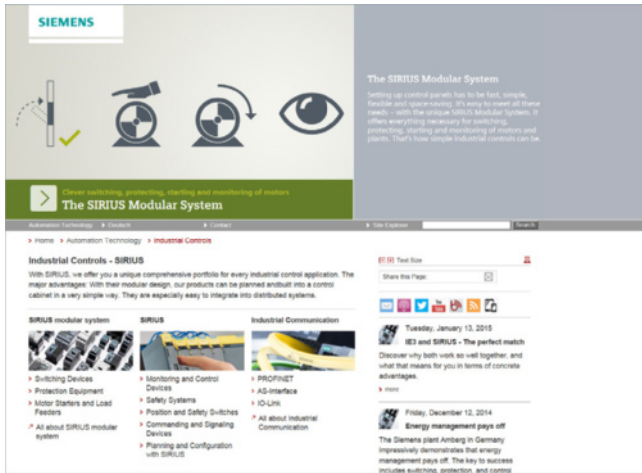
www.siemens.com/system-certificates/cp

System	Certifier	Stand	Location	Language			
Quality Management	ISO 9001	ISO 9001	Amberg	DE, EN, CZ			
			Oran				
			Erlangen				
			Boson				
			Furtth				
			Hannover				
			Karlsruhe				
			Stuttgart				
			Sulzbach				
			Subingen	EN			
			Cabreia	EN, PT			
			Quindara	EN, ES			
Quality Management	ISO 9001	ISO 9001	Huomgen	EN			
			Kalva	EN			
			Katol	EN			
			Moscow	EN			
			Sao Paulo	EN			
			Suzhou	DE, EN, CN			
			Tarza	EN, CN			
			West Chicago	EN			
			Zastrow	EN			
			Environment Management	ISO 14001	ISO 14001	Amberg	DE, EN, CZ
						Oran	
						Erlangen	
Boson							
Furtth							
Hannover							
Karlsruhe							
Sulzbach							
Subingen	EN						
Cabreia	EN, PT						
Quindara	EN, ES						
Environment Management	ISO 14001	ISO 14001				Kalva	EN
			Karlsruhe	DE, EN, FR			
			Karol	EN			
			Sao Paulo	EN			
			Moscow	EN			
			Suzhou	EN, CN			
			West Chicago	EN			
			Health and Safety	OHSAS 18001	OHSAS 18001	Amberg	DE, EN, CZ
						Oran	
						Erlangen	
						Boson	
						Furtth	
Hannover							
Karlsruhe							
Sulzbach							
Subingen	EN						
Cabreia	EN, PT						
Dahan	EN						

Appendix Online Services

Information and ordering in the Internet and on DVD

Industrial controls



We regard product support as just as important as the products and systems themselves.

Visit our site on the Internet for a comprehensive range of material on SIRIUS Industrial Controls, such as

- Overview of the entire product portfolio
- Always up to date with newsletters, podcasts, blogs and twitter
- Access to interesting videos on the YouTube channel
- Access to contact persons in more than 190 countries
- Operating instructions and manuals for direct download

and much, much more – all conveniently and easily accessible at:

www.siemens.com/sirius

Product Selection Using the Interactive Catalog CA 01 of Industry



Detailed information together with convenient interactive functions:

The interactive catalog CA 01 covers more than 80 000 products and thus provides a full summary of the Siemens Industry Automation and Drive Technologies product base.

Here you will find everything that you need to solve tasks in the fields of automation, switchgear, installation and drives. All information is linked into a user interface which is easy to work with and intuitive.

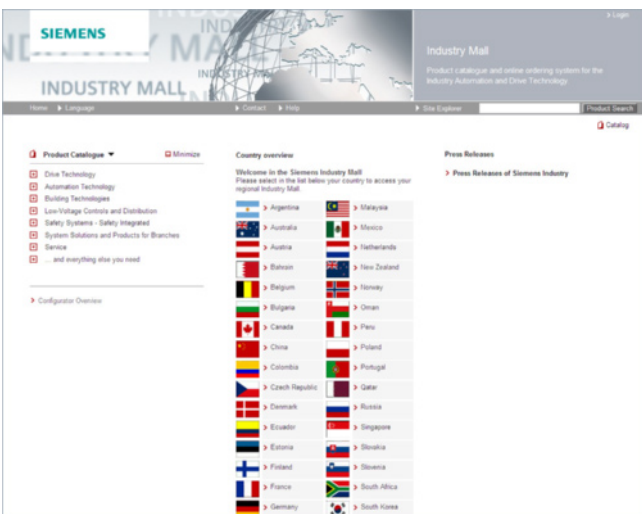
After selecting the product of your choice you can order at the press of a button, by fax or by online link.

Information on the interactive catalog CA 01 can be found in the Internet under

www.siemens.com/automation/ca01

or on DVD.

Easy Shopping with the Industry Mall



The Industry Mall is the electronic ordering platform of Siemens AG on the Internet. Here you have online access to a huge range of products presented in an informative and attractive way.

Data transfer via EDIFACT allows the whole procedure from selection through ordering to tracking and tracing of the order to be carried out. Availability checks, customer-specific discounts and preparation of quotes are also possible.

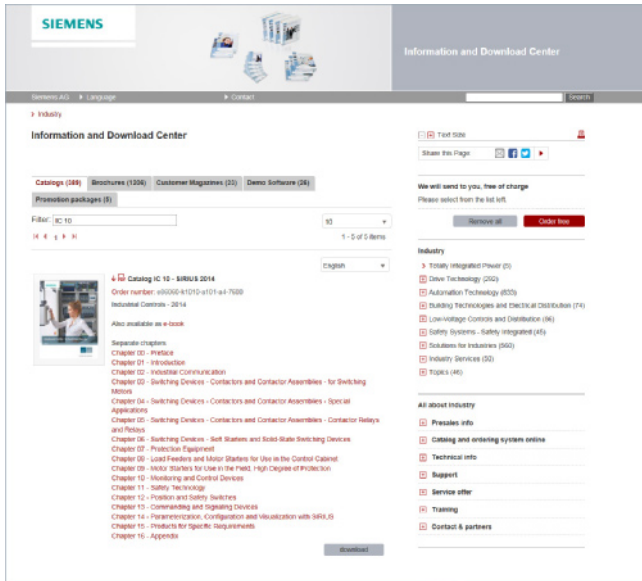
Numerous additional functions are available to support you.

For example, powerful search functions make it easy to select the required products. Configurators enable you to configure complex product and system components quickly and easily. CAx data types are also provided here.

Please visit the Industry Mall on the Internet under:

www.siemens.com/industrymall

Downloading Catalogs



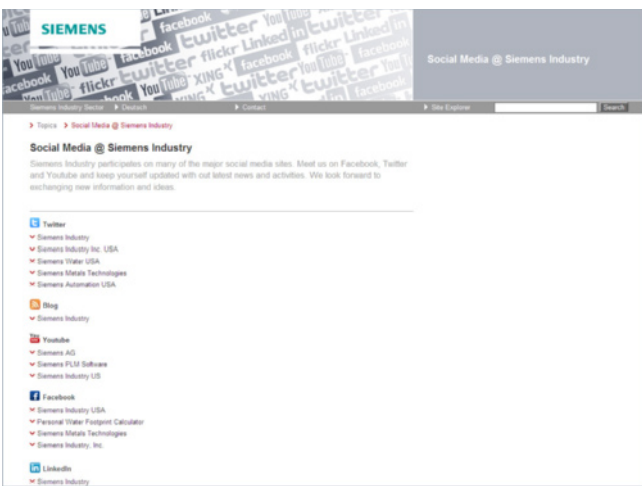
In addition to numerous other useful documents, you can also find the catalogs listed on the back inside cover of this catalog in the Information and Download Center. Without having to register, you can download these catalogs in PDF format or increasingly as digital page-turning e-books.

The filter dialog box above the first catalog displayed makes it possible to carry out targeted searches. If you enter "MD 3" for example, you will find both the MD 30.1 and MD 31.1 catalogs. If you enter "ST 70" both the ST 70 catalog and the associated news or add-ons are displayed.

Visit us on the web at:

www.siemens.com/industry/infocenter

Social Media



Connect with Siemens through social media: visit our social networking sites for a wealth of useful information, demos on products and services, the opportunity to provide feedback, to exchange information and ideas with customers and other Siemens employees, and much, much more. Stay in the know and follow us on the ever-expanding global network of social media.

Connect with Siemens Industry at our central access point:

www.siemens.com/industry/socialmedia

Or via our product pages at:

www.siemens.com/automation

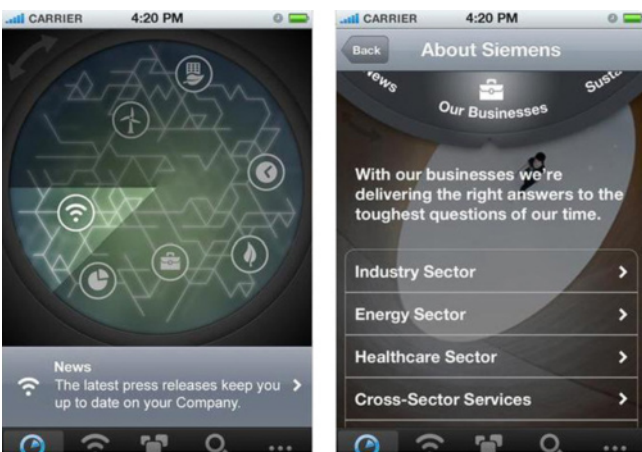
or

www.siemens.com/drives

To find out more about Siemens' current social media activities visit us at:

www.siemens.com/socialmedia

Mobile Media



Discover the world of Siemens.

We are also constantly expanding our offering of cross-platform apps for smartphones and tablets. You will find the current Siemens apps at the app store (iOS) or at Google Play (Android).

The Siemens app, for example, tells you all about the history, latest developments and future plans of the company – with informative pictures, fascinating reports and the most recent press releases.

Appendix

Subject index

A

- Accessories
- Actuators 13/116
 - Enclosures 13/118
 - Insert labels 13/95
 - Label holders for labeling plates 13/98
 - Labeling plates 13/99
 - Labeling plates for enclosures 13/106
 - Labels for laser printers 13/110
 - Miscellaneous accessories 13/120
 - Other labels 13/111
 - Protection/access protection 13/112

Actuating and signaling elements

- Coordinate switches 13/34, 13/70
- EMERGENCY STOP mushroom pushbuttons .. 13/27, 13/46, 13/64
- ID key-operated switches 13/33, 13/52
- Indicator lights 13/53, 13/70, 13/73
- Key-operated switches 13/31, 13/50, 13/68, 13/73
- Mushroom pushbuttons .. 13/26, 13/45, 13/63
- Pushbuttons 13/23, 13/42, 13/60, 13/71
- Selector switches .. 13/29, 13/48, 13/66, 13/72
- Twin pushbuttons 13/25, 13/44, 13/62

Actuators and indicators

- Laser inscriptions 13/75
- Special locks 13/74

C

Compact units

- Indicator lights 13/58
- Pushbuttons with extended stroke 13/22, 13/59
- Sensor switches 13/22

Complete units

- Coordinate switches 13/20
- EMERGENCY STOP mushroom pushbuttons .. 13/18, 13/37, 13/56
- Indicator lights 13/21, 13/40
- Key-operated switches ... 13/19, 13/39, 13/57
- Mushroom pushbuttons .. 13/18, 13/37, 13/56
- Pushbuttons 13/16, 13/35, 13/54
- Pushbuttons with extended stroke 13/41
- Selector switches 13/19, 13/38, 13/57

Coordinate switches

- 22 mm, metal, shiny 13/70
- 22 mm, plastic, black 13/20, 13/34

E

EMERGENCY STOP mushroom pushbuttons

- 22 mm, metal, shiny 13/56, 13/64
- 22 mm, plastic with metal front ring, matte 13/37, 13/46
- 22 mm, plastic, black 13/18, 13/27

Enclosures 13/84

- For pushbuttons and indicator lights 13/3, 13/8
- Modules for enclosures 13/91
- Pushbuttons and indicator lights in the enclosure for AS-Interface 13/89
- Two-hand operation consoles 13/94

H

Holders

- with module 13/77
- without module 13/76

I

ID key-operated switches

- 22 mm, plastic with metal front ring, matte 13/52
- 22 mm, plastic, black 13/33

Indicator lights

- 22 mm, metal, shiny 13/58, 13/70
- 22 mm, plastic with metal front ring, matte 13/40, 13/53
- 22 mm, plastic, black 13/21
- 30 mm, metal, matte 13/73

K

Key-operated switches

- 22 mm, metal, shiny 13/57, 13/68
- 22 mm, plastic with metal front ring, matte 13/39, 13/50
- 22 mm, plastic, black 13/31
- 30 mm, metal, matte 13/73

M

Modules for Actuators and Indicators

- AS-Interface modules 13/82
- Contact modules 13/78
- Electronic modules for ID key-operated switches 13/83
- LED modules 13/80

Mushroom pushbuttons

- 22 mm, metal, shiny 13/56, 13/63
- 22 mm, plastic with metal front ring, matte 13/37, 13/45
- 22 mm, plastic, black 13/18, 13/26

P

Pushbuttons 13/16

- 22 mm, metal, shiny 13/54, 13/60
- 22 mm, plastic with metal front ring, matte 13/35, 13/42
- 22 mm, plastic, black 13/16, 13/23
- 30 mm, metal, matte 13/71

Pushbuttons with extended stroke

- 22 mm, metal, shiny 13/59
- 22 mm, plastic with metal front ring, matte 13/41
- 22 mm, plastic, black 13/22
- Accessories 13/22

S

Selector switches

- 22 mm, metal, shiny 13/57, 13/66
- 22 mm, plastic with metal front ring, matte 13/38, 13/48
- 22 mm, plastic, black 13/19, 13/29
- 30 mm, metal, matte 13/72

Sensor switches

- 22 mm, plastic, black 13/22

SITOP power supplies 13/7

T

Twin pushbuttons

- 22 mm, metal, shiny 13/62
- 22 mm, plastic with metal front ring, matte 13/44
- 22 mm, plastic, black 13/25

Article number index

Article No.	Page
3SU10	
3SU1000-0	13/23
3SU1000-1	13/26 ... 28, 13/45 ... 47
3SU1000-3	13/25
3SU1000-4	13/31 ... 33
3SU1000-5	13/31 ... 33
3SU1001-0	13/24
3SU1001-1	13/26 ... 27, 13/46
3SU1001-3	13/25
3SU1001-6	13/34, 13/53
3SU1002	13/29 ... 30
3SU1030-0	13/42
3SU1030-1	13/45
3SU1030-3	13/44
3SU1030-4	13/50 ... 52
3SU1030-5	13/50 ... 52
3SU1031	13/43 ... 45
3SU1032	13/48 ... 49
3SU1050-0	13/60
3SU1050-1	13/63 ... 65
3SU1050-3	13/62
3SU1050-4	13/68 ... 70
3SU1050-5	13/68 ... 70
3SU1051-0	13/61
3SU1051-1	13/63 ... 65
3SU1051-3	13/62
3SU1051-6	13/70
3SU1052	13/66 ... 67
3SU1060	13/71, 13/73
3SU1061	13/71, 13/73
3SU1062	13/72

Article No.	Page
3SU11	
3SU1100-0	13/16 ... 17
3SU1100-1	13/18, 13/37
3SU1100-2	13/19
3SU1100-4	13/20
3SU1102-0	13/16 ... 17
3SU1102-6	13/21, 13/40
3SU1103-0	13/16 ... 17
3SU1103-2	13/19
3SU1103-6	13/21, 13/40
3SU1106-0	13/17
3SU1106-6	13/21, 13/40
3SU1130-0	13/35 ... 36
3SU1130-1	13/37
3SU1130-2	13/38
3SU1130-4	13/39
3SU1132	13/35 ... 36
3SU1133	13/35
3SU1136	13/36
3SU1150-0	13/54 ... 55
3SU1150-1	13/56
3SU1150-2	13/57
3SU1150-4	13/57
3SU1152-0	13/54 ... 55
3SU1152-6	13/58
3SU1153-0	13/54 ... 55
3SU1153-6	13/58
3SU1156-0	13/54 ... 55
3SU1156-6	13/58
3SU12	
3SU120	13/22, 13/41
3SU123	13/41
3SU125	13/59

Appendix

Article number index

Article No.	Page
3SU14	
3SU1400-1A	13/78 ... 79
3SU1400-1E	13/82
3SU1400-1G	13/83
3SU1400-2A	13/91
3SU1400-2E	13/93
3SU1400-2H	13/93
3SU1401-1B	13/80 ... 81
3SU1401-1E	13/82
3SU1401-2	13/91 ... 92
3SU1401-3	13/81
3SU15	
3SU1500-0	13/76
3SU1500-1	13/77
3SU1501	13/77
3SU1550-0	13/76
3SU1550-1	13/77
3SU18	
3SU1801-0AA	13/85
3SU1801-0AB	13/87
3SU1801-0AC	13/87
3SU1801-0AD	13/87
3SU1801-0AE	13/87
3SU1801-0N	13/86, 13/90
3SU1801-1	13/85
3SU1802-0AA	13/85
3SU1802-0AB	13/87, 13/90
3SU1802-0AC	13/87, 13/90
3SU1802-0N	13/86
3SU1803-0AA	13/85
3SU1803-0AB	13/87, 13/90
3SU1803-0AC	13/87
3SU1803-0AD	13/87
3SU1803-3	13/94
3SU1804	13/85
3SU1806	13/85
3SU1851-0AA	13/85
3SU1851-0AB	13/88
3SU1851-0AC	13/88
3SU1851-0AD	13/88
3SU1851-0AE	13/88
3SU1851-0N	13/88
3SU1851-1	13/85
3SU1852-0AA	13/85
3SU1852-0AB	13/88
3SU1852-0AC	13/88
3SU1853-0AA	13/85
3SU1853-0AB	13/88
3SU1853-0AD	13/88
3SU1853-3	13/94
3SU1854	13/85
3SU1856	13/85

Article No.	Page
3SU19	
3SU1900-0AB	13/95 ... 96
3SU1900-0AC	13/99 ... 101
3SU1900-0AD	13/102 ... 103
3SU1900-0AE	13/104
3SU1900-0AF	13/106 ... 108
3SU1900-0AG	13/98
3SU1900-0AH	13/98
3SU1900-0AJ	13/98
3SU1900-0AK	13/98
3SU1900-0AL	13/98
3SU1900-0AM	13/98
3SU1900-0AN	13/98
3SU1900-0AP	13/98
3SU1900-0AQ	13/98
3SU1900-0AR	13/98
3SU1900-0AS	13/98
3SU1900-0AT	13/98
3SU1900-0AX	13/98
3SU1900-0AY	13/111
3SU1900-0B	13/110 ... 111
3SU1900-0D	13/112 ... 114
3SU1900-0E	13/112 ... 114
3SU1900-0F	13/116 ... 117
3SU1900-0H	13/118 ... 119
3SU1900-0K	13/22, 13/41, 13/59, 13/120
3SU1901	13/116
3SU193	13/116, 13/119
3SU195	13/94, 13/114 ... 120

Conditions of sale and delivery

1. General Provisions

By using this catalog you can acquire hardware and software products described therein from Siemens AG subject to the following Terms and Conditions of Sale and Delivery (hereinafter referred to as "T&C"). Please note that the scope, the quality and the conditions for supplies and services, including software products, by any Siemens entity having a registered office outside Germany, shall be subject exclusively to the General Terms and Conditions of the respective Siemens entity. The following T&C apply exclusively for orders placed with Siemens Aktiengesellschaft, Germany.

1.1 For customers with a seat or registered office in Germany

For customers with a seat or registered office in Germany, the following applies subordinate to the T&C:

- the "General Terms of Payment"¹⁾ and,
- for software products, the "General License Conditions for Software Products for Automation and Drives for Customers with a Seat or Registered Office in Germany"¹⁾ and,
- for other supplies and services, the "General Conditions for the Supply of Products and Services of the Electrical and Electronics Industry"¹⁾.

1.2 For customers with a seat or registered office outside Germany

For customers with a seat or registered office outside Germany, the following applies subordinate to the T&C:

- the "General Terms of Payment"¹⁾ and,
- for software products, the "General License Conditions for Software Products for Automation and Drives for Customers with a Seat or Registered Office outside of Germany"¹⁾ and
- for other supplies and/or services, the "General Conditions for Supplies of Siemens Industry for Customers with a Seat or Registered Office outside of Germany"¹⁾.

2. Prices

The prices are in € (Euro) ex point of delivery, exclusive of packaging.

The sales tax (value added tax) is not included in the prices. It shall be charged separately at the respective rate according to the applicable statutory legal regulations.

Prices are subject to change without prior notice. We will charge the prices valid at the time of delivery.

To compensate for variations in the price of raw materials (e.g. silver, copper, aluminum, lead, gold, dysprosium and neodym), surcharges are calculated on a daily basis using the so-called metal factor for products containing these raw materials. A surcharge for the respective raw material is calculated as a supplement to the price of a product if the basic official price of the raw material in question is exceeded.

The metal factor of a product indicates the basic official price (for those raw materials concerned) as of which the surcharges on the price of the product are applied, and with what method of calculation.

An exact explanation of the metal factor can be downloaded at:

www.siemens.com/automation/salesmaterial-as/catalog/en/terms_of_trade_en.pdf

To calculate the surcharge (except in the cases of dysprosium and neodym), the official price from the day prior to that on which the order was received or the release order was effected is used.

To calculate the surcharge applicable to dysprosium and neodym ("rare earths"), the corresponding three-month basic average price in the quarter prior to that in which the order was received or the release order was effected is used with a one-month buffer. (Details on the calculation can be found in the

3. Additional Terms and Conditions

The dimensions are in mm. In Germany, according to the German law on units in measuring technology, data in inches apply only to devices for export.

Illustrations are not binding.

Insofar as there are no remarks on the individual pages of this catalog - especially with regard to data, dimensions and weights given - these are subject to change without prior notice.

4. Export regulations

We shall not be obligated to fulfill any agreement if such fulfillment is prevented by any impediments arising out of national or international foreign trade or customs requirements or any embargoes and/or other sanctions.

Export of goods listed in this catalog may be subject to licensing requirements. We will indicate in the delivery details whether licenses are required under German, European and US export lists. Goods labeled with "AL" not equal to "N" are subject to European or German export authorization when being exported out of the EU. Goods labeled with "ECCN" not equal to "N" are subject to US re-export authorization.

The export indications can be viewed in advance in the description of the respective goods on the Industry Mall, our online catalog system. Only the export labels "AL" and "ECCN" indicated on order confirmations, delivery notes and invoices are authoritative.

Even without a label, or with label "AL:N" or "ECCN:N", authorization may be required i .a. due to the final disposition and intended use of goods.

If you transfer goods (hardware and/or software and/or technology as well as corresponding documentation, regardless of the mode of provision) delivered by us or works and services (including all kinds of technical support) performed by us to a third party worldwide, you must comply with all applicable national and international (re-)export control regulations.

If required for the purpose of conducting export control checks, you (upon request by us) shall promptly provide us with all information pertaining to the particular end customer, final disposition and intended use of goods delivered by us respectively works and services provided by us, as well as to any export control restrictions existing in this relation.

The products listed in this catalog may be subject to European/German and/or US export regulations. Any export requiring approval is therefore subject to authorization by the relevant authorities.

Errors excepted and subject to change without prior notice.

¹⁾ The text of the Terms and Conditions of Siemens AG can be downloaded at www.siemens.com/automation/salesmaterial-as/catalog/en/terms_of_trade_en.pdf

Appendix

Notes



Appendix

Notes



Appendix

Notes



Appendix

Notes

Further information can be obtained from our branch offices listed at www.siemens.com/automation/partner**System Solutions for Industry
Interactive Catalog on DVD**

Catalog

Products for Automation and Drives, Low-Voltage Power Distribution and Electrical Installation Technology **CA 01****Building Control**

GAMMA Building Control ET G1

Drive Systems

SINAMICS G130 Drive Converter Chassis Units D 11

SINAMICS G150 Drive Converter Cabinet Units

SINAMICS GM150, SINAMICS SM150
Medium-Voltage Converters D 12SINAMICS PERFECT HARMONY GH180
Medium-Voltage Air-Cooled Drives
Germany Edition D 15.1

SINAMICS G180 D 18.1

Converters – Compact Units, Cabinet Systems,
Cabinet Units Air-Cooled and Liquid-CooledSINAMICS S120 Chassis Format Units and
Cabinet Modules D 21.3

SINAMICS S150 Converter Cabinet Units

SINAMICS DCM DC Converter, Control Module D 23.1

SINAMICS DCM Cabinet D 23.2

SINAMICS Inverters for Single-Axis Drives and
SIMOTICS Motors D 31SINAMICS G120P and SINAMICS G120P Cabinet
pump, fan, compressor converters D 35Three-Phase Induction Motors SIMOTICS HV,
SIMOTICS TN D 84.1

• Series H-compact

• Series H-compact PLUS

Asynchronous Motors Standardline D 86.1

Synchronous Motors with Permanent-Magnet
Technology, HT-direct D 86.2

DC Motors DA 12

SIMOREG DC MASTER 6RA70 Digital Chassis
Converters DA 21.1

SIMOREG K 6RA22 Analog Chassis Converters DA 21.2

*Digital: SIMOREG DC MASTER 6RM70 Digital
Converter Cabinet Units DA 22*

SIMOVERT PM Modular Converter Systems DA 45

SIEMOSYN Motors DA 48

MICROMASTER 420/430/440 Inverters DA 51.2

MICROMASTER 411/COMBIMASTER 411 DA 51.3

SIMODRIVE 611 universal and POSMO DA 65.4

*Note: Additional catalogs on SIMODRIVE or SINAMICS
drive systems and SIMOTICS motors with SINUMERIK
and SIMOTION can be found under Motion Control*Low-Voltage Three-Phase-Motors

SIMOTICS Low-Voltage Motors D 81.1

SIMOTICS FD Flexible Duty Motors D 81.8

LOHER Low-Voltage Motors D 83.1

MOTOX Geared Motors D 87.1

SIMOGEAR Geared Motors MD 50.1

SIMOGEAR Gearboxes with adapter MD 50.11

Mechanical Driving Machines

FLENDER Standard Couplings MD 10.1

FLENDER High Performance Couplings MD 10.2

FLENDER SIG Standard industrial gear units MD 30.1

FLENDER SIP Standard industrial planetary gear units MD 31.1

Process Instrumentation and Analytics

Field Instruments for Process Automation FI 01

Digital: SIPART Controllers and Software MP 31

Products for Weighing Technology WT 10

*Digital: Process Analytical Instruments PA 01***Low-Voltage Power Distribution and
Electrical Installation Technology**

Catalog

SENTRON · SIVACON · ALPHA LV 10

Protection, Switching, Measuring and Monitoring
Devices, Switchboards and Distribution SystemsStandards-Compliant Components for
Photovoltaic Plants LV 11

Electrical Components for the Railway Industry LV 12

TÜV-certified Power Monitoring System LV 14

3WT Air Circuit Breakers up to 4000 A LV 35

3VT Molded Case Circuit Breakers up to 1600 A LV 36

*Digital: SIVACON System Cubicles, System Lighting
and System Air-Conditioning LV 50**Digital: ALPHA Distribution Systems LV 51*

ALPHA FIX Terminal Blocks LV 52

SIVACON S4 Power Distribution Boards LV 56

*Digital: SIVACON 8PS Busbar Trunking Systems LV 70**Digital: DELTA Switches and Socket Outlets ET D1***Motion Control**

SINUMERIK & SIMODRIVE NC 60

Automation Systems for Machine Tools

SINUMERIK & SINAMICS NC 61

Equipment for Machine Tools

SINUMERIK 840D sl Type 1B NC 62

Equipment for Machine Tools

SINUMERIK 808 NC 81.1

Equipment for Machine Tools

SINUMERIK 828 NC 82

Equipment for Machine Tools

SIMOTION, SINAMICS S120 & SIMOTICS PM 21

Equipment for Production Machines

Drive and Control Components for Cranes CR 1

Power Supply

Power supply SITOP KT 10.1

Safety Integrated

Safety Technology for Factory Automation SI 10

SIMATIC HMI/PC-based AutomationHuman Machine Interface Systems/
PC-based Automation ST 80/
ST PC**SIMATIC Ident**

Industrial Identification Systems ID 10

SIMATIC Industrial Automation Systems

Products for Totally Integrated Automation ST 70

SIMATIC PCS 7 Process Control System
System components ST PCS 7SIMATIC PCS 7 Process Control System
Technology components ST PCS 7 TAdd-ons for the SIMATIC PCS 7
Process Control System ST PCS 7 AO**SIMATIC NET**

Industrial Communication IK PI

SIRIUS Industrial Controls

SIRIUS Industrial Controls IC 10

Information and Download Center

Digital versions of the catalogs are available on the Internet at:

www.siemens.com/automation/catalogs

Security information

Siemens provides products and solutions with industrial security functions that support the secure operation of plants, solutions, machines, equipment and/or networks. They are important components in a holistic industrial security concept. With this in mind, Siemens' products and solutions undergo continuous development. Siemens recommends strongly that you regularly check for product updates.

For the secure operation of Siemens products and solutions, it is necessary to take suitable preventive action (e.g. cell protection concept) and integrate each component into a holistic, state-of-the-art industrial security concept. Third-party products that may be in use should also be considered. For more information about industrial security, visit

<http://www.siemens.com/industrialsecurity>.

To stay informed about product updates as they occur, sign up for a product-specific newsletter. For more information, visit

<http://support.automation.siemens.com>.

Get more information

Control Products:
www.siemens.com/sirius



X-ON Electronics

Largest Supplier of Electrical and Electronic Components

Click to view similar products for [Siemens](#) manufacturer:

Other Similar products are found below :

[5ST2144](#) [5ST2167](#) [5SX2125-7](#) [5SX2340-7](#) [5SX9200](#) [5VD5401](#) [6EP1332-1SH41](#) [6EP1436-3BA00](#) [6EP1931-2DC21](#) [6ES5451-7LA11](#)
[D11CEU1](#) [FP9556](#) [PD63F160](#) [FXD63B175](#) [8WA1011-1BH23](#) [8WA1011-2SF25](#) [8WA1721](#) [8WA8848-0AC](#) [8WA8-848-0AM](#) [8WA8-848-0AN](#) [8WA8-848-0AT](#) [8WA8-848-0AX](#) [8WA8-848-0BD](#) [8WA8-848-0BF](#) [8WA8-848-0BL](#) [8WA8-848-0BP](#) [8WA8-848-0BQ](#) [14DP32AC81](#)
[ED21B100](#) [B32523-.47@400V-J](#) [B65541-T25-A48](#) [B65812-B1512-T1](#) [B66317-G0000-X127](#) [B66337-G0500-X127](#) [B66417-G-X167](#)
[B82724-J](#) [8WA1201](#) [8WA1854](#) [8WA1870](#) [8WA8-848-0AK](#) [8WA8-848-0AV](#) [8WA8-848-0BG](#) [8WA8-848-0BJ](#) [8WA8-848-0BK](#) [8WA8-848-0BM](#) [8WD4400-1AB](#) [8WD4400-1AC](#) [8WD4420-0EA](#) [RTD14024-S](#) [SAB8259AP](#)