



SIEMENS



Industrial Controls

3SU1 Pushbuttons and Indicator Lights

SIRIUS ACT

Catalog
News
IC 10 N

Edition
February
2015

Related catalogs

Industrial Controls SIRIUS

IC 10

E86060-K1010-A101-A5-7600



Low-Voltage Power Distribution and Electrical Installation Technology

LV 10

SENTRON • SIVACON • ALPHA
Protection, Switching, Measuring and Monitoring
Devices, Switchboards and Distribution Systems
E86060-K8280-A101-A2-7600



Safety Integrated

Safety Technology for
Factory Automation

SI 10

E86060-K7010-A101-A2-7600



Industrial Communication SIMATIC NET

IK PI

E86060-K6710-A101-B8-7600

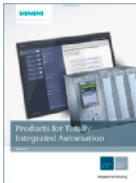


SIMATIC

Products for
Totally Integrated Automation

ST 70

E86060-K4670-A101-B4-7600




SIMOTICS Low-Voltage Motors

Type series 1LE1, 1MB1 and 1PC1
Frame sizes 71 to 315
Power range 0.18 to 200 kW

D 81.1

E86060-K5581-A111-A7-7600



SITRAIN

Training for Industry

ITC

Only available in German
E86060-K6850-A101-C4



Miscellaneous

Products for Automation and Drives

CA 01

Interactive Catalog, DVD

E86060-D4001-A510-D4-7600



Industry Mall

Information and Ordering Platform
in the Internet:

www.siemens.com/industrymall



Information and Download Center

Digital versions of the catalogs are available
in the Internet

www.siemens.com/sirius/catalogs



Response E-mail

Please send your comments and suggestions
for improvement to

catalogs.industry@siemens.com

(include the catalog name in the subject field)



Trademarks

All product designations may be registered trademarks or product names of Siemens AG or other supplying companies. Third parties using these trademarks or product names for their own purposes may infringe upon the rights of the trademark owners.

Further information about industrial controls:
www.siemens.com/sirius

Technical Assistance


Expert technical assistance
for Industrial controls:
Tel.: +49 (911) 895-5900
Fax: +49 (911) 895-5907

E-Mail: technical-assistance@siemens.com



Industrial Controls

SIRIUS



Catalog News IC 10 N · 02/2015

Refer to the Industry Mall for current updates of this catalog:

www.siemens.com/industrymall

Please contact your local Siemens branch.

© Siemens AG 2015



Printed on paper from sustainably managed forests and controlled sources.

www.pefc.org



The products and systems described in this catalog are manufactured/distributed under application of a certified quality management system in accordance with EN ISO 9001 (for the Certified Registration Nos. see www.siemens.com/system-certificates/cp). The certificate is recognized by all IQNet countries.

1	Introduction
2	Industrial Communication
3	Switching Devices – Contactors and Contactor Assemblies – for Switching Motors
4	Switching Devices – Contactors and Contactor Assemblies – Special Applications
5	Switching Devices – Contactors and Contactor Assemblies – Contactor Relays and Relays
6	Switching Devices – Soft Starters and Solid-State Switching Devices
7	Protection Equipment
8	Load Feeders and Motor Starters for Use in the Control Cabinet
9	Motor Starters for Use in the Field, High Degree of Protection
10	Monitoring and Control Devices
11	Safety Technology
12	Position and Safety Switches
13	Commanding and Signaling Devices
14	Parametrization, Configuration and Visualization with SIRIUS
15	Products for Specific Requirements
16	Appendix

Technical Assistance

Technical Assistance for Industrial Controls and Systems

Engineering supports you with all technical inquiries relating to our products and systems – both before and after delivery.

Any more questions?


Our experts are there to help you by telephone or e-mail with competent technical advice

Phone: +49 (911) 895-59 00
E-mail: technical-assistance@siemens.com



Competent and fast technical advice regarding:

- Product selection
- Conversion from old to new
- Competitor conversion
- Special versions
- Particular requirements
- Commissioning
- Operation



836001001

One click – and you have all the information you need



Technical Support – get fast and up-to-date information online (Service and Support)

<http://support.automation.siemens.com/WW>

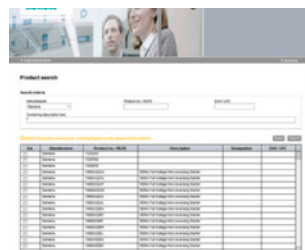
In Product Support you will find FAQs, manuals, certificates, applications & tools, and much more



Support Request – the fast track to the experts

www.siemens.com/automation/support-request

Using the Support Request form in Online Support you can send your query directly to Technical Assistance.




Conversion tool - the easy and efficient way to find successor products

www.siemens.com/sirius/conversion-tool

Your advantages

- 93 % response time within 0 to 4 hours
- Global support for external and internal customers and for regional support



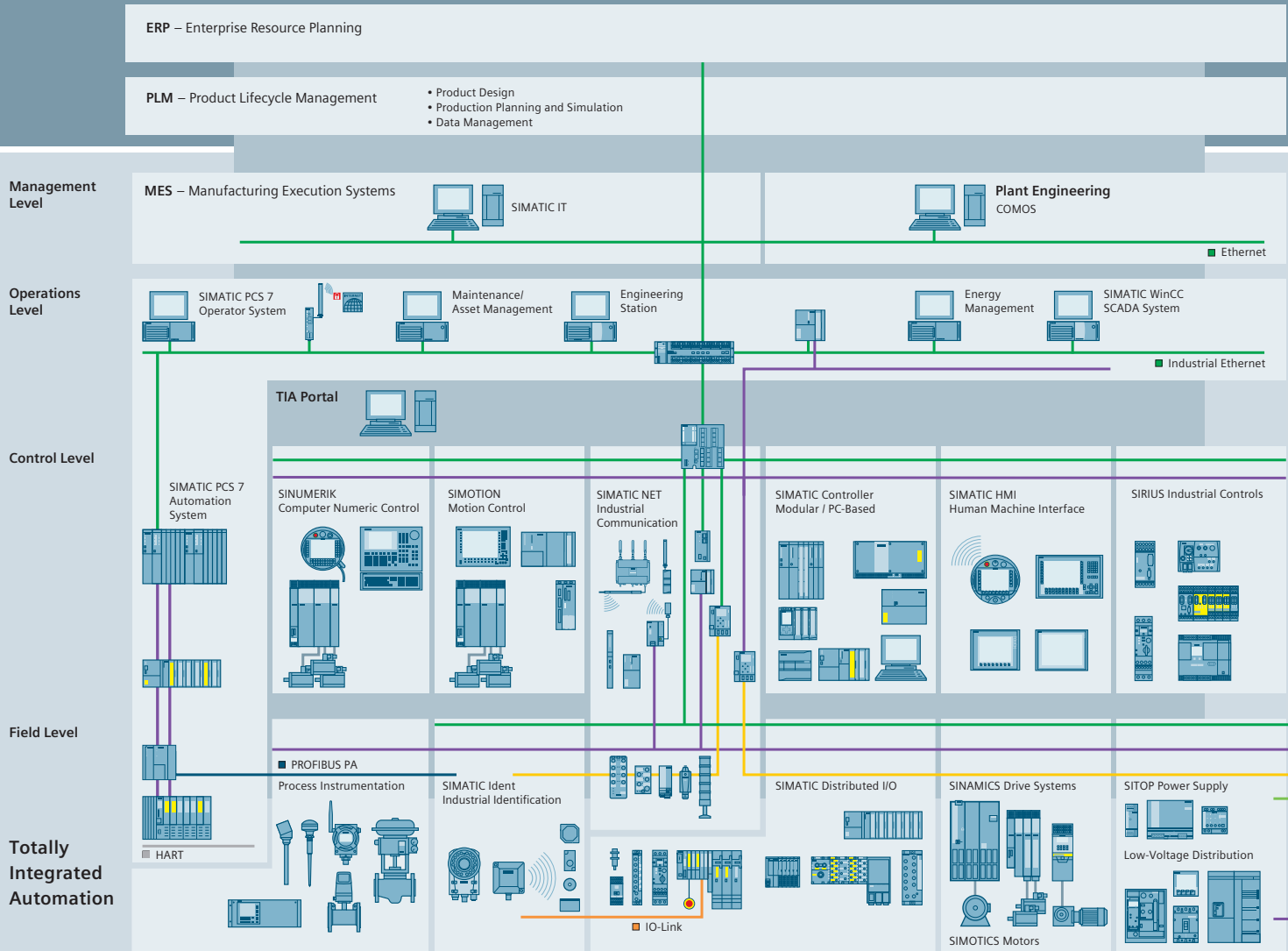
Answers for industry.

Integrated technologies, vertical market expertise and services for greater productivity, energy efficiency, and flexibility.

Siemens is the world's leading supplier of innovative and environmentally friendly products and solutions for industrial companies. End-to-end automation technology and industrial software, solid market expertise, and technology-based services are the levers we use to increase our customers' productivity, efficiency and flexibility.

We consistently rely on integrated technologies and, thanks to our bundled portfolio, we can respond more quickly and flexibly to our customers' wishes. With our globally unmatched range of automation technology, industrial control and drive technology as well as industrial software, we equip companies with exactly what they need over their entire value chain – from product design and development to production, sales and service. Our industrial customers benefit from our comprehensive portfolio, which is tailored to their market and their needs.

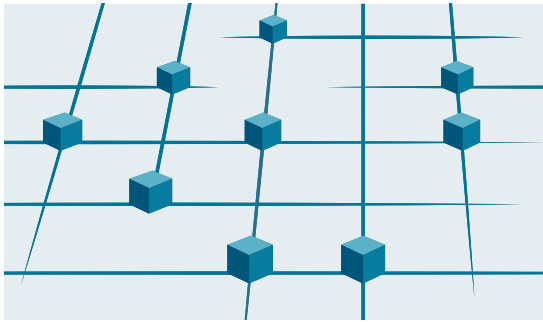
Market launch times can be reduced by up to 50% due to the combination of powerful automation technology and industrial software. At the same time, the costs for energy or waste water for a manufacturing company can be reduced significantly. In this way, we increase our customers' competitive strength and make an important contribution to environmental protection with our energy-efficient products and solutions.



Efficient automation starts with efficient engineering.

Totally Integrated Automation: Efficiency driving productivity.

Efficient engineering is the first step toward better production that is faster, more flexible, and more intelligent. With all components interacting efficiently, Totally Integrated Automation (TIA) delivers enormous time savings right from the engineering phase. The result is lower costs, faster time-to-market, and greater flexibility.




Totally Integrated Automation
Efficient interoperability of all automation components



- PROFINET
- Industrial Ethernet
- PROFIBUS
- AS-Interface
- KNX GAMMA instabus

Totally
Integrated
Power



A unique complete approach for all industries

As one of the world's leading automation suppliers, Siemens provides an integrated, comprehensive portfolio for all requirements in process and manufacturing industries. All components are mutually compatible and system-tested. This ensures that they reliably perform their tasks in industrial use and interact efficiently, and that each automation solution can be implemented with little time and effort based on standard products. The integration of many separate individual engineering tasks into a single engineering environment, for example, provides enormous time and cost savings.

With its comprehensive technology and industry-specific expertise, Siemens is continuously driving progress in manufacturing industries – and Totally Integrated Automation plays a key role.

Totally Integrated Automation creates real value added in all automation tasks, especially for:

- **Integrated engineering**
Consistent, comprehensive engineering throughout the entire product development and production process
- **Industrial data management**
Access to all important data occurring in productive operation – along the entire value chain and across all levels
- **Industrial communication**
Integrated communication based on international cross-vendor standards that are mutually compatible
- **Industrial security**
Systematic minimization of the risk of an internal or external attack on plants and networks
- **Safety Integrated**
Reliable protection of personnel, machinery, and the environment thanks to seamless integration of safety technologies into the standard automation

Making things right with Totally Integrated Automation

Totally Integrated Automation, industrial automation from Siemens, stands for the efficient interoperability of all automation components. The open system architecture covers the entire production process and is based on end-to-end shared characteristics: consistent data management, global standards, and uniform hardware and software interfaces.

Totally Integrated Automation lays the foundation for comprehensive optimization of the production process:

- Time and cost savings due to efficient engineering
- Minimized downtime due to integrated diagnostic functions
- Simplified implementation of automation solutions due to global standards
- Better performance due to interoperability of system-tested components



Equipment Manufacturing Plant Amberg

Awards include "Factory of the Year", "Bavarian Quality Award" and "The Best Factory/Industrial Excellence"

At Siemens Amberg, some 2 400 employees develop and manufacture industrial controls for the world market. Manufacturing includes the comprehensive SIRIUS product range used for switching and protecting loads, e.g. of motors, in particular in mechanical engineering.

In the industry competition "The Best Factory/Industrial Excellence Award 2011", the equipment manufacturing plant Amberg was honored as a national winner. The lead factory for industrial controls achieved the highest overall ranking and also excelled in all scoring categories such as business model, strategy, added value, product and process implementation, service and customer integration, along with continuous improvement.

The industry competition is staged under the auspices of the Federation of German Industries (BDI), several European business schools, including INSEAD in Paris, the Technical University of Eindhoven as well as the WHU-Otto Beisheim School of Management.

The key question of this industry competition, which has taken place in Germany since 1995, is: "What are the key factors of production excellence that will guarantee the company a long-term competitive advantage and will turn a factory into an outstanding differentiating factor?"

The ten-person jury, headed up by the deans of internationally-renowned management schools in Germany, France, Spain, and the Netherlands, not only scrutinized the operative unit itself but also the entire process chain, from the product idea, through development and manufacturing, right up to the final

customer, along with interfaces and partners, such as suppliers.

Over the past few years, winning awards has become a normal occurrence in the equipment manufacturing plant Amberg. In 2007, it won the "Factory of the Year" award in the segment of "Excellent complexity management". In 2010 an additional outside award followed: the coveted Bavarian Quality Award.

The Amberg Siemens plants have made it a tradition to be at the top of national and international rankings. These awards are proof of our high quality standards – not only with respect to our products, but also to our processes. They demonstrate that we have achieved optimal mastery over the productivity and competitiveness showcased by our products and systems.

Commanding and Signaling Devices




	Price groups		Enclosures
	PG 41J		13/84 General data
13/2	Introduction		13/85 Empty enclosures
	SIRIUS ACT pushbuttons and indicator lights		13/86 Pushbuttons and indicator lights in the enclosure
13/4	General data		13/89 Pushbuttons and indicator lights in the enclosure for AS-Interface
	<u>Actuators and indicators, 22 mm, round, plastic, black</u>		13/91 Modules for enclosures
13/16	Complete units		13/94 Two-hand operation consoles
13/22	Compact units		Accessories
13/23	Actuating and signaling elements		Labels
	<u>Actuators and indicators, 22 mm, round, plastic with metal front ring, matte</u>		13/95 - Insert labels
13/35	Complete units		13/98 - Label holders for labeling plates
13/41	Compact units		13/99 - Labeling plates
13/42	Actuating and signaling elements		13/106 - Labeling plates for enclosures
	<u>Actuators and indicators, 22 mm, round, metal, shiny</u>		13/110 - Labels for laser printers
13/54	Complete units		13/111 - Other labels
13/58	Compact units		13/112 Protection/access protection
13/60	Actuating and signaling elements		13/116 Actuators
	<u>Actuators and indicators, flat, 30 mm, round, metal, matte</u>		13/118 Enclosures
13/71	Actuating and signaling elements		13/120 Miscellaneous accessories
	<u>Actuators and indicators, customized designs</u>		
13/74	Special locks		Note:
13/75	Laser inscriptions		Conversion tool, e.g. from 3SB3 to 3SU1 see www.siemens.com/sirius/conversion-tool
	Holders		
13/76	Holders without module		
13/77	Holders with module		
	<u>Modules for actuators and indicators</u>		
13/78	Contact modules		
13/80	LED modules		
13/82	AS-Interface modules		
13/83	Electronic modules for ID key-operated switches		

Commanding and Signaling Devices

Introduction

Overview



3SU1.0

3SU1.3

3SU1.5

3SU1.6

Pushbuttons and indicator lights

Designs

	3SU1.0	3SU1.3	3SU1.5	3SU1.6
Nominal diameter	22 mm	22 mm	22 mm	30 mm
Version	Plastic	Plastic with metal front ring, matte	Metal, shiny	Metal, matte, flat

Actuators

Pushbuttons	✓	✓	✓	✓
Illuminated pushbuttons	✓	✓	✓	✓
Mushroom pushbuttons	✓	✓	✓	--
EMERGENCY STOP mushroom pushbuttons	✓	✓	✓	--
Selector switches	✓	✓	✓	✓
Key-operated switches	✓	✓	✓	✓

Special actuators

Twin pushbuttons	✓	✓	✓	--
Coordinate switches	✓	✓	✓	--
Toggle switches	✓	✓	✓	--
Sensor switches	✓	✓	--	--
ID key-operated switches	✓	✓	--	--
Pushbuttons with extended stroke	✓	✓	✓	--
Potentiometers	✓	✓	✓	--

Indicators

Indicator lights	✓	✓	✓	✓
Acoustic signaling devices	✓	✓	✓	--

Contact modules

Single-pole	✓	✓	✓	✓
Two-pole	✓	✓	✓	✓

LED modules

With integrated LED	✓	✓	✓	✓
---------------------	---	---	---	---

Connections

Screw terminals	✓	✓	✓	✓
Spring-type terminals	✓	✓	✓	✓
Solder pins	✓	✓	✓	✓
AS-Interface	✓	✓	✓	✓
IO-Link	✓	✓	✓	✓

- ✓ Standard
- Not available

Note:

Safety characteristics (see Appendix on page 16/6).



	3SU18	3SU18
	Enclosures	Two-hand operation consoles
Enclosures		
Plastic	✓	✓
Metal	✓	✓
Actuators		
Pushbuttons	✓	☐
Illuminated pushbuttons	✓	☐
Mushroom pushbuttons	✓	✓
EMERGENCY STOP mushroom pushbuttons	✓	✓
Selector switches	✓	☐
Key-operated switches	✓	☐
Indicators		
Indicator lights	✓	☐
Acoustic signaling devices	✓	☐
Contact modules		
Single-pole	✓	✓
Two-pole	--	✓
Connections		
Screw terminals	✓	✓
Spring-type terminals	✓	☐
Plug-in connection	☐	☐
AS-Interface	✓	☐

✓ Standard

-- Not available

☐ Optional

AS-Interface solutions

Pushbuttons and indicator lights of the SIRIUS ACT series can be connected to the AS-Interface communication system quickly and easily with the help of various solutions.

For AS-Interface solutions [see catalog IK PI "Industrial Communication SIMATIC NET"](#).

AS-Interface EMERGENCY STOP according to ISO 13850

Using special modules, EMERGENCY STOP devices according to ISO 13850 can be directly connected through the standard AS-Interface with safety-related communication ([see page 13/82](#)).

AS-Interface enclosures

Enclosures with standard fittings are listed in this catalog. For customized enclosures, use the SIRIUS ACT Configurator to select the elements for equipping ([see page 13/89](#)).

PROFINET solutions

SIRIUS ACT devices will be equipped in future with a direct communication interface to PROFINET and PROFIsafe.

RFID authentication solutions

Groups of employees or individuals can be authenticated by means of the ID key-operated switch. Color-coded keys for easy distinction between users and flexible in application thanks to four function stages.

SIRIUS ACT Pushbuttons and Indicator Lights

General data

Overview



SIRIUS ACT pushbuttons and indicator lights

SIRIUS ACT is a modular system of pushbuttons and indicator lights for front plate mounting and rear-mounted electrical modules. Complete units made up of an actuating or signaling element and contact modules and/or LED modules are offered for the most frequent application cases.

On the new compact units, the electrical module is permanently installed and is only secured by the holder.

Standards

- IEC 60947-1, EN 60947-1
- IEC 60947-5-1, EN 60947-5-1
- IEC 60947-5-5, EN 60947-5-5 for EMERGENCY STOP devices

Versions

SIRIUS ACT is available in four versions:

- Plastic, 22 mm, round, black
- Plastic with metal front ring, 22 mm, round, matte
- Metal with metal front ring, 22 mm, round, shiny
- Metal with metal front ring, 30 mm, flat, round, matte

One command point comprises:

- An actuating or signaling element in front of the control panel
- A holder for securing behind the control panel
- Up to six contact modules and/or one LED module (mounted onto the holder), single-pole contacts can be stacked
- A comprehensive range of accessories for inscription/markings

Acoustic indicators, potentiometers with operating mechanism, sensor switches, pushbuttons with extended stroke, and basic indicator lights are available as compact units. The electrical parts are integrated and only have to be wired.

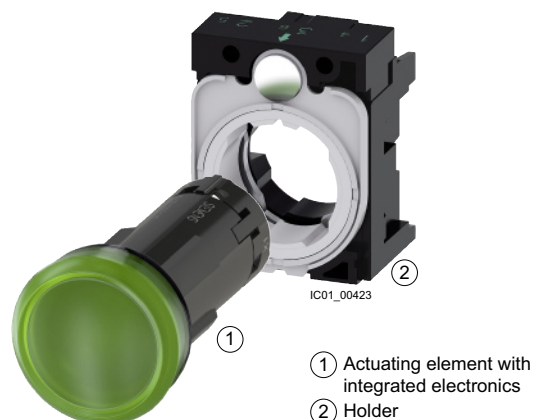
Overview

Complete units



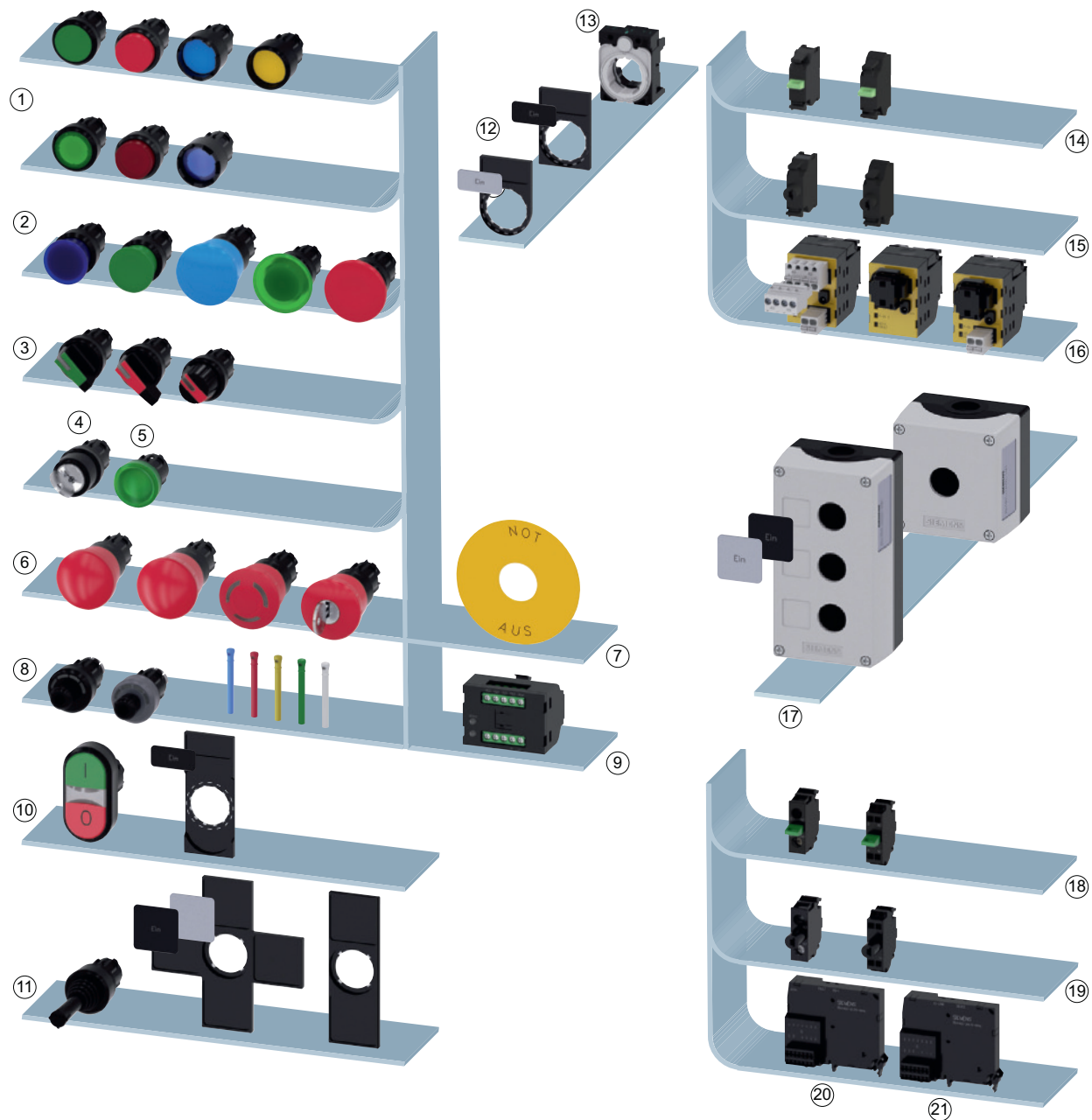
Design of a complete unit

Compact units



Design of a compact unit

Overview



- | | | | | |
|------------------------|--|--|------------------------|-----------------------|
| ① Pushbuttons | ⑥ EMERGENCY STOP mushroom pushbuttons | ⑩ Twin pushbutton, label holder, label | Front plate mounting | Base mounting |
| ② Mushroom pushbuttons | ⑦ EMERGENCY STOP backing plate | ⑪ Coordinate switch, label holder, label | ⑭ Contact modules | ⑱ Contact modules |
| ③ Selector switches | ⑧ Key-operated switch with key | ⑫ Label holder, label | ⑮ LED modules | ⑲ LED modules |
| ④ Key-operated switch | ⑨ Electronic module for ID key-operated switches | ⑬ Holder | ⑯ AS-Interface modules | ⑳ IO-Link module |
| ⑤ Indicator light | | | ⑰ Enclosures | ㉑ AS-Interface module |

System overview of SIRIUS ACT pushbuttons and indicator lights

IC01_00424

SIRIUS ACT Pushbuttons and Indicator Lights

General data

Overview

Functionality

Easy handling

- Self-holding function of the actuator when mounting
- Twist prevention integrated into patented holder design
- Stackable contact modules

Rugged against environmental influences

- IP69K degree of protection
- Modules with explosion protection certified according to ATEX
- Service life of 100 000 hours thanks to use of LEDs
- Mechanical service life of 10×10^6 switching cycles
- Reliable, friction-locked fixing with just one screw

A high level of communication

- Direct connection of the enclosure to AS-Interface or IO-Link
- Direct connection in the control cabinet to PROFINET, IO-Link or AS-Interface

Contact modules and LED modules

The contact modules are fitted with slow-action contacts (NO contacts or NC contacts) with double operating moving contacts. These ensure a high switching reliability even with small voltages and currents, such as 5 V/1 mA. They are suitable for use in electronic systems as well as conventional controls. The contact pieces of the NC contacts are positively driven.

Only LED modules with permanently integrated LEDs are available for illumination.

Contact modules and LED modules bear terminal designations acc. to EN 50013

Mounting the modules

With SIRIUS ACT, the modules are mounted on the holder without any further accessories. Holders in plastic or metal versions are available for mounting three modules. Holders for four modules are available for coordinate switches and toggle switches with four switch positions.

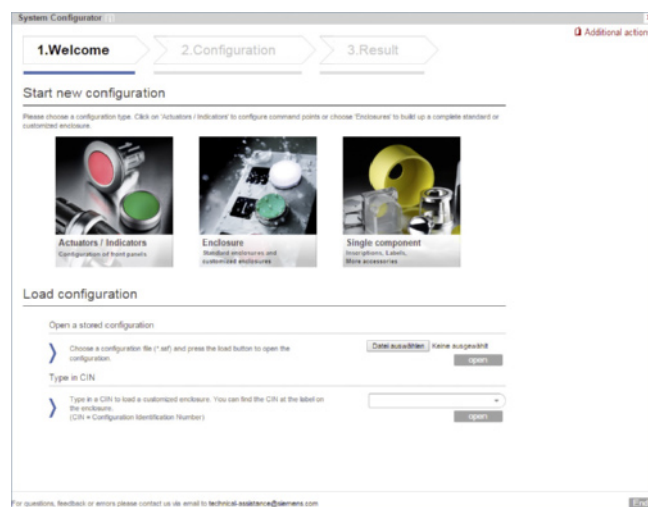
Connection methods

The modules are available with:

- Screw terminals
- Spring-type terminals or
- Solder pin connections (0.8 mm × 0.8 mm solder pins) for assembly on printed-circuit boards.

Overview

Configurator



- Fast, simple selection by intuitive navigation through clearly-organized menus
- Preview of selected components
- Inscription of pushbuttons and labeling plates using the interactive inscription tool
- Once created, a configuration can be ordered as often as required using the customer-specific article number and the CIN (Configuration Identification Number)
- Product data sheets, certificates, dimensional drawings, list prices, inscription tool

Configurator see: www.siemens.com/sirius-act/configurator

ID key-operated switches

The ID key-operated switch is electronic and has 4 switch positions that are selected by keys with different codes. Using the 4 ID keys with different codes, it is possible to select 1 of 4 positions. The ID keys are color-coded (yellow, blue, red, green, white) so that they can be clearly differentiated at a glance.

Different versions of ID key-operated switches are available depending on the following features:

- Front ring material
- Conventional variant: 1 + 4 non-isolated outputs
- Variant with IO-Link: Option for individual coding

Operation:

Insert ID key, turn key to select the position. Standard keys can also be used in conjunction with the electronic module for ID key-operated switches with IO-Link function. The white ID key is supplied without coding



3SU1000-4WS10-0AA0
Plastic, black



3SU1030-4WS10-0AA0
Plastic with metal front ring, matte

ID key-operated switches

Number of switching positions	4	4
Operating angle	45°	45°
Operating principle	Latching	Latching
Switch position for key removal	O+I+II+III	O+I+II+III
Color	Black	Black
Pages	13/33	13/52



3SU1400-1GC10-1AA0



3SU1400-1GD10-1AA0

Electronic modules for ID key-operated switches

Type of power supply	--	Via IO-Link master
Protocol is supported IO-Link protocol	--	IO-Link protocol
Number of NO contacts	5	5
IO-Link transfer rate	--	COM2 (38.4 kBaud)
Pages	13/83	13/83



3SU1900-0FU60-0AA0

ID keys ID group individual



3SU1900-0FV40-0AA0
3SU1900-0FW30-0AA0
3SU1900-0FX20-0AA0
3SU1900-0FY50-0AA0

ID keys

ID keys








Material	Plastic	Plastic
RFID coding version	Individually coded, programmable several times	ID group 1 ID group 2 ID group 3 ID group 4
Color	White	Green Yellow Red Blue
Pages	13/117	13/117

SIRIUS ACT Pushbuttons and Indicator Lights

General data

Article No. scheme

Device types

						
3SU10	3SU11	3SU12	3SU14	3SU15	3SU18	3SU19
Device types						
Actuating and signaling elements	Complete units	Compact units	Modules for actuators and indicators	Holders with module	Enclosures	Accessories

Actuating and signaling elements

Digit of the Article No.	1 st - 4 th	5 th	6 th	7 th	8 th	9 th	10 th	11 th	12 th	13 th	14 th	15 th	16 th		
	□□□□	□	□	□	-	□	□	□	□	-	□	□	□		
SIRIUS ACT pushbuttons and indicator lights	3SU1														
Device type	0 = actuating and signaling elements		0												
Material (front ring)	0 = plastic, black 3 = metal, matte (front ring)/plastic, black (collar) 5 = metal, shiny 6 = metal, matte		□												
Illumination	0 = non-illuminated 1 = illuminated/transparent 2 = illuminated/non-illuminated		□												
Type of actuator/indicator	0 = pushbutton 1 = mushroom pushbutton/ EMERGENCY STOP mushroom pushbutton/sensor switch 2 = selector switch 3 = twin pushbutton, toggle switch 4/5 = key-operated switch 6 = indicator light/acoustic signaling device 7 = coordinate switch		□												
Design of the actuator/lock	e.g. A = flat		□												
Function	e.g. B = momentary contact		□												
Color/key removal position	e.g. 10 = black, 20 = red		□ □												
Connection method	0 = none		□												
Module/holder equipment	e.g. A = without module, without holder Y = without module, with holder		□												
Marking	e.g. A = none, C = "I", D = "O", R = "R"		□												
Ambient condition	0 = standard, 1 = ATEX		□												
Example	3SU1	0	0	0	-	0	A	B	1	0	-	0	A	A	0

Note:

The Article No. scheme is presented here merely for information purposes and for better understanding of the logic behind the article numbers.

For your orders, please use the article numbers quoted in the Catalog in the Selection and ordering data.

SIRIUS ACT Pushbuttons and Indicator Lights

General data

Complete units

Digit of the Article No.	1 st - 4 th	5 th	6 th	7 th	8 th	9 th	10 th	11 th	12 th	13 th	14 th	15 th	16 th		
	□□□□	□	□	□	-	□	□	□	□	□	-	□	□	□	□
SIRIUS ACT pushbuttons and indicator lights															
3SU1															
Device type	1 = complete units														
Material (front ring)	0 = plastic, black 3 = metal, matte (front ring) plastic, black (collar) 5 = metal, shiny 6 = metal, matte														
Illumination	0 = non-illuminated 1 - 8 = illuminated (with/without LED, various voltages)														
Type of actuator/indicator	0 = pushbutton 1 = mushroom pushbutton/ EMERGENCY STOP mushroom pushbutton/sensor switch 2 = selector switch 3 = twin pushbutton, toggle switch 4/5 = key-operated switch 6 = indicator light/acoustic signaling device 7 = coordinate switch														
Design of the actuator/lock	e.g. A = flat														
Function	e.g. B = momentary contact														
Color/key removal position	e.g. 10 = black, 20 = red														
Connection method	1 = screw terminals 3 = spring-type terminals														
Module/holder equipment incl. contact material	e.g. A = without module, with holder B = 1 NO contact with holder C = 1 NC contact with holder														
Marking	e.g. A = none, C = "I", D = "O", R = "R"														
Ambient condition	0 = standard, 1 = ATEX														
Example	3SU1	1	0	0	-	0	A	A	1	0	-	1	B	A	0

Compact units

Digit of the Article No.	1 st - 4 th	5 th	6 th	7 th	8 th	9 th	10 th	11 th	12 th	13 th	14 th	15 th	16 th		
	□□□□	□	□	□	-	□	□	□	□	□	-	□	□	□	□
SIRIUS ACT pushbuttons and indicator lights															
3SU1															
Device type	2 = compact units														
Material (front ring)	0 = plastic, black 3 = metal, matte (front ring) plastic, black (collar) 5 = metal, shiny 6 = metal, matte														
Illumination	0 = non illuminated 1 = illuminated/non-illuminated														
Type of actuator/indicator	0 = pushbutton 1 = sensor switch 2 = potentiometer 6 = indicator light/acoustic signaling device														
Design of the actuator/lock	e.g. A = flat														
Function (voltage/resistance)	e.g. B = 24 V AC/DC														
Color	e.g. 10 = black, 20 = red														
Connection method	0 = none 1 = screw terminals 2 = M12 connection, 4-pole 3 = spring-type terminals														
Module/holder equipment incl. contact material	e.g. A = without module, without holder B = 1 NO contact with holder C = 1 NC contact with holder														
Marking:	e.g. A = none														
Ambient condition	0 = standard, 1 = ATEX														
Example	3SU1	2	0	1	-	6	A	B	0	0	-	1	A	A	0

Note:

The Article No. scheme is presented here merely for information purposes and for better understanding of the logic behind the article numbers.

For your orders, please use the article numbers quoted in the Catalog in the Selection and ordering data.

SIRIUS ACT Pushbuttons and Indicator Lights

General data

Modules for actuators and indicators

Digit of the Article No.	1 st - 4 th	5 th	6 th	7 th	8 th	9 th	10 th	11 th	12 th	13 th	14 th	15 th	16 th			
	□□□□	□	□	□	-	□	□	□	□	□	-	□	□	□	□	
SIRIUS ACT pushbuttons and indicator lights	3SU1															
Device type	4 = modules for actuators and indicators															
Material (front ring)	0 = plastic, black				□											
Illumination	0 = non-illuminated 1 = illuminated				□											
Type of mounting	1 = front plate mounting 2 = base mounting 3 = printed-circuit board					□										
Module type	A = contact module B = LED module C = LED test module D = support terminal E = AS-Interface module G = electronic module for ID key-operated switch							□								
Function/voltage	e.g. B = 24 V AC/DC								□							
Color	e.g. 10 = black, 20 = red									□	□					
Connection method	1 = screw terminals 2 = screw terminals + insulation piercing method 3 = spring-type terminals 4 = spring-type terminals + insulation piercing method 5 = socket terminals											□				
Module equipment incl. contact material	e.g. A = none B = 1 NO contact, silver C = 1 NC contact, silver												□			
Marking	A = none														□	
Ambient condition	0 = standard, 1 = ATEX															□
Example	3SU1	4	0	0	-	1	A	A	1	0	-	1	B	A	0	

Holders

Digit of the Article No.	1 st - 4 th	5 th	6 th	7 th	8 th	9 th	10 th	11 th	12 th	13 th	14 th	15 th	16 th			
	□□□□	□	□	□	-	□	□	□	□	□	-	□	□	□	□	
SIRIUS ACT pushbuttons and indicator lights	3SU1															
Device type	5 = holder															
Material (front ring)	0 = plastic, black 5 = metal, shiny				□											
Illumination	0 = non-illuminated 1 = illuminated				□											
Type of mounting	0 = none 1 = front plate mounting					□										
Holder type	A = 3x A B = 4x B							□								
Function/voltage	A = none G = 6 ... 24 V AC/DC								□							
Color	e.g. 10 = black, 20 = red									□	□					
Connection method	0 = none 1 = screw terminals											□				
Module equipment incl. contact material and slot	e.g. A = none B = 1 NO contact, silver C = 1 NC contact, silver												□			
Marking	A = none														□	
Ambient condition	0 = standard, 1 = ATEX															□
Example	3SU1	5	0	0	-	0	A	A	1	0	-	0	A	A	0	

Note:

The Article No. scheme is presented here merely for information purposes and for better understanding of the logic behind the article numbers.

For your orders, please use the article numbers quoted in the Catalog in the Selection and ordering data.

SIRIUS ACT Pushbuttons and Indicator Lights

General data

Enclosures

Digit of the Article No.	1 st - 4 th	5 th	6 th	7 th	8 th	9 th	10 th	11 th	12 th	13 th	14 th	15 th	16 th		
	□□□□	□	□	□	-	□	□	□	□	□	-	□	□	□	□
SIRIUS ACT pushbuttons and indicator lights	3SU1														
Device type	8 = enclosure														
Material (enclosure/front ring)	0 = plastic, black plastic 5 = metal, shiny metal														
Number of command points	1 = 1 command point ... 6 = 6 command points														
Type of enclosure	0 = surface-mounted 1 = 4-position selector and coordinate switch 2 = palm switch 3 = two-hand operation console														
Equipment	e.g. command point, inscription, module														
Communication capability	0 = none 1 = AS-i														
Ambient condition	0 = standard 1 = ATEX														
Mounting/connection of modules	0 = none 1 = front plate mounting, screw terminals 2 = base mounting, screw terminals 3 = base mounting, spring-type terminals														
Cable exit from enclosure	A = none G = direct entry of AS-i flat cable at top/on right H = AS-i insulation piercing method at top/on right														
Design of enclosure top	A = command point in center B = with recess for labeling plate C = with protective collar D = 4 additional holes (two-hand operation console) E = 8 additional premachined breaking points (two-hand operation console)														
Color of enclosure top	1 = gray 2 = yellow														
Example	3SU1	8	0	1	-	0	A	A	0	0	-	0	A	A	2

Accessories

Digit of the Article No.	1 st - 4 th	5 th	6 th	7 th	8 th	9 th	10 th	11 th	12 th	13 th	14 th	15 th	16 th		
	□□□□	□	□	□	-	□	□	□	□	□	-	□	□	□	□
SIRIUS ACT pushbuttons and indicator lights	3SU1														
Device type	9 = accessories														
Material	0 = plastic, black 3 = metal/plastic 5 = metal, shiny 6 = metal, matte														
Illumination	0 = non-illuminated 1 = illuminated														
Type of accessory (labels, protection, actuator, enclosure)	e.g. 0AB = insert label														
Color	e.g. 10 = black, 20 = red														
Marking	e.g. 0AA = none 0AB = ON 0AT = EMERGENCY STOP														
Ambient condition	0 = standard 1 = ATEX														
Example	3SU1	9	0	0	0	A	B	7	1	0	A	B	0		

Note:

The Article No. scheme is presented here merely for information purposes and for better understanding of the logic behind the article numbers.

For your orders, please use the article numbers quoted in the Catalog in the Selection and ordering data.

SIRIUS ACT Pushbuttons and Indicator Lights

General data

Benefits

Highlights of SIRIUS ACT

Design

- Improved look of the system
- Combination of design and functionality

Easy handling

- Self-explanatory and fast installation
- One-handed installation
- Components can be mounted with holder removed
- No special tools required, simple size 2 screwdriver (cross-tip DIN ISO 87641PZD1, flat-head DIN ISO 2380-1 A/B 1x4.5) is sufficient
- Simple geometry for mounting holes

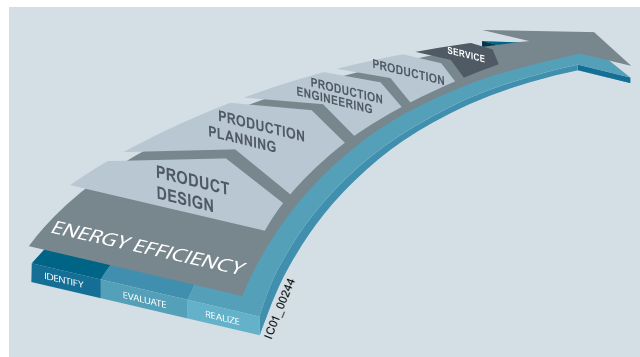
Ruggedness

- Media resistance
- Suitable for use in extreme environments
- Design stability according to use

Communication

- Connection to the most commonly used communication systems (PROFINET, AS-Interface, IO-Link)
- Can be integrated easily via the TIA Portal

Advantages through energy efficiency



Energy management in industry

Overview of the energy management process

We offer you a unique portfolio for industrial energy management, using an energy management system that helps to optimally define your energy needs. We split up our industrial energy management into three phases – identify, evaluate, and realize – and we support you with the appropriate hardware and software solutions in every process phase.

The innovative products of the SIRIUS industrial controls portfolio can also make a substantial contribution to a plant's energy efficiency (see www.siemens.com/sirius/energysaving).

SIRIUS ACT pushbuttons and indicator lights contribute to energy efficiency throughout the plant as follows:

- Lower power consumption by means of LED technology
- Long service life

Application

Environmental conditions

The pushbuttons and indicator lights are climate-proof (KTW 24) and suitable for standard industrial applications and operation in marine applications.

"Intrinsic safety" type of protection EEx i according to ATEX directive 94/9/EC

The pushbuttons and indicator lights can also be used in hazardous areas. Special versions of the 3SU1400 contact modules and 3SU1401 LED modules (only with screw terminals).

Explosion protection category for dust:
II 2D Ex tb IIIC T120°C Db

Safety EMERGENCY STOP pushbuttons according to ISO 13850

For controls according to IEC 60204-1 or EN 60204-1, the SIRIUS ACT mushroom pushbuttons are suitable for use as safety EMERGENCY STOP pushbuttons.

Safety circuits

The IEC 60947-5-1 and EN 60947-5-1 standards require positive opening. This means that for the purposes of personal safety, the assured opening of NC contacts is expressly stipulated for the electrical equipment of machines in all safety circuits and marked according to IEC 60947-5-1 with the symbol (☉).

Category 4 according to EN ISO 13849-1 can be attained with the EMERGENCY STOP mushroom pushbuttons if the corresponding fail-safe evaluation units are selected and correctly installed, e.g. the 3SK11 safety relays, the 3RK3 Modular Safety System (see [Catalog IC 10, Chapter 11, "Safety Technology"](#)) or matching units from the ASIsafe, SIMATIC or SINUMERIK product ranges.

The SIRIUS ACT pushbuttons and indicator lights can be connected to the AS-Interface communication system quickly and safely.

The following solutions are available:

- AS-Interface module
- AS-Interface module in safety-related version for EMERGENCY STOP mushroom pushbutton
- Ready-fitted AS-Interface enclosures with 1 to 6 command points

IO-Link

The SIRIUS ACT pushbuttons and indicator lights can be connected to IO-Link quickly and safely. The connection is made via a special IO-Link-module.

Technical specifications

Type	3SU1..0-AA 3SU1..0-JA		3SU1..1-AA 3SU1..1-JA		3SU1..0-AB 3SU1..0-BB 3SU1..0-CB 3SU1..0-DB 3SU1..0-JB		3SU1..1-AB 3SU1..1-BB 3SU1..1-JB		3SU1..0-HC	
Product version	Pushbutton									
Operating principle of actuating element	Latching				Momentary contact				Momentary contact, latching	
Optional expansion of product by light source	No		Yes		No		Yes		No	
Mechanical endurance (operating cycles) typical	1 000 000				10 000 000		3 000 000		1 000 000	
Switching frequency maximum	1/h		1 800		3 600		1 800			
Shock resistance for devices without incandescent lamp acc. to IEC 60068-2-27	11 ms, 50 g, half-sine									
Vibration resistance acc. to IEC 60068-2-6	20 ... 500 Hz: 5 g									
IP degree of protection	IP66, IP67, IP69K									
Climate class in operation acc. to EN 60721	3K6, 3C3, 3S2, 3M6									
Ambient temperature										
• During operation	°C		-25 ... +70							
• During storage	°C		-40 ... +80							

Type	3SU1.00-AA		3SU1.00-BA 3SU1.00-CA 3SU1.30-AA 3SU1.30-BA 3SU1.50-AA 3SU1.50-BA 3SU1.50-CA		3SU1.50-EA		3SU1.01-AA 3SU1.01-BA 3SU1.51-AA 3SU1.51-BA 3SU1.51-CA		3SU1.00-AD 3SU1.00-BD 3SU1.00-CD 3SU1.30-AD 3SU1.50-AD 3SU1.50-BD 3SU1.50-CD		3SU1.50-ED		3SU1.01-AD 3SU1.01-BD 3SU1.31-AD 3SU1.31-BD	
Product version	Mushroom pushbutton													
Operating principle of actuating element	Latching						Momentary contact							
Optional expansion of product by light source	No				Yes		No				Yes			
Mechanical endurance (operating cycles) typical	500 000		300 000		500 000		10 000 000		300 000		3 000 000			
Switching frequency maximum	1/h		3 600		1 800		3 600		1 800		3 600			
Shock resistance for devices without incandescent lamp acc. to IEC 60068-2-27	11 ms, 50 g, half-sine													
Vibration resistance acc. to IEC 60068-2-6	20 ... 500 Hz: 5 g													
IP degree of protection	IP66, IP67, IP69K													
Climate class in operation acc. to EN 60721	3K6, 3C3, 3S2, 3M6													
Ambient temperature														
• During operation	°C		-25 ... +70											
• During storage	°C		-40 ... +80											

Type	3SU1...-N		3SU1...-L		3SU1...-J		3SU1...-H		3SU1...-G	
Product version	EMERGENCY STOP mushroom pushbutton									
Mechanical endurance (operating cycles) typical	300 000									
Switching frequency maximum	1/h		600							
Shock resistance for devices without incandescent lamp acc. to IEC 60068-2-27	11 ms, 50 g, half-sine									
Vibration resistance acc. to IEC 60068-2-6	2 ... 500 Hz: 5 g									
IP degree of protection	IP66, IP67, IP69K									
Climate class in operation acc. to EN 60721	3K6, 3C3, 3S2, 3M6									
Ambient temperature										
• During operation	°C		-25 ... 70							
• During storage	°C		-40 ... 80							

SIRIUS ACT Pushbuttons and Indicator Lights




General data




Type	3SU1...-2A	3SU1...-2B 3SU1...-2C 3SU1...-2D 3SU1...-2E	3SU1...-3E	3SU1...-4B 3SU1...-4C 3SU1...-4D 3SU1...-4F 3SU1...-4G 3SU1...-4H 3SU1...-4J 3SU1...-4L	3SU1...-5B 3SU1...-5H 3SU1...-5J 3SU1...-5K 3SU1...-5L 3SU1...-5P 3SU1...-5Q 3SU1...-5R 3SU1...-5S 3SU1...-5T 3SU1...-5X	3SU1...-7A 3SU1...-7B
Product version	Rotary knob	Selector switch	Toggle switch	Key-operated switch		Coordinate switch
Mechanical endurance (operating cycles) typical	1 000 000					250 000
Switching frequency maximum	1/h	1 800				3 600
Shock resistance for devices without incandescent lamp acc. to IEC 60068-2-27	11 ms, 50 g, half-sine					
Vibration resistance acc. to IEC 60068-2-6	10 ... 500 Hz: 5 g					
IP degree of protection	IP66, IP67, IP69K				IP65, IP67	
Ambient temperature						
• During operation	°C	-25 ... +70				
• During storage	°C	-40 ... +80				

Type	3SU1400-.....-1	3SU1400-.....-3	3SU1400-.....-5
Product version	Contact module		
Insulation voltage rated value	V	500	
Pollution degree	3		
Impulse withstand voltage rated value	kV	6	
Operational voltage type	AC/DC		
Operational voltage			
• At AC			
- Rated value	V	5 ... 500	
• At DC			
- Rated value	V	5 ... 500	
Thermal current	A	10	
Operational current, rated value			
• At AC-12			
- At 24 V	A	10	
- At 230 V	A	10	
- At 500 V	A	10	
• At AC-15			
- At 24 V	A	6	
- At 230 V	A	6	
- At 400 V	A	3	
- At 500 V	A	1.4	
• At DC-12			
- At 24 V	A	10	
- At 48 V	A	5	
- At 110 V	A	2.5	
- At 230 V	A	1	
- At 400 V	A	0.3	
- At 500 V	A	0.2	
• At DC-13			
- At 24 V	A	3	
- At 48 V	A	1.5	
- At 110 V	A	0.7	
- At 230 V	A	0.3	
- At 400 V	A	0.1	
- At 500 V	A	0.07	
Contact reliability	One contact failure per 100 million switching operations (17 V, 5 mA), One contact failure per 10 million switching operations (5 V, 1 mA)		
Mechanical endurance (operating cycles) typical	10 000 000		
Switching frequency maximum	1/s	1	

SIRIUS ACT Pushbuttons and Indicator Lights

General data

Type		3SU1400-.....-1	3SU1400-.....-3	3SU1400-.....-5
Product version		Contact module		
Fuse link version required for short-circuit protection of the auxiliary switch with type of coordination 1		gG / Dz 10 A, quick-response / Dz 16 A		
Continuous current of miniature circuit breaker C characteristic	A	10		
Vibration resistance acc. to IEC 60068-2-6		2 ... 500 Hz: 5 g		
Shock resistance for devices without incandescent lamp acc. to IEC 60068-2-27		11 ms, 50 g, half-sine		
Climate class in operation acc. to EN 60721		3K6, 3C3, 3S2, 3M6		
Ambient temperature				
• During operation	°C	-25 ... +70		
• During storage	°C	-40 ... +80		
IP degree of protection				
• of the enclosure		IP40		
• of the terminal		IP20		
Type of electrical connection		Screw terminals 	Spring-type terminals 	Socket terminals (THT) 
Type of connectable conductor cross-sections				
• For auxiliary contacts				
- Solid		2 x (1.0 ... 1.5 mm ²)	2 x (0.25 ... 1.5 mm ²)	0.8 mm x 0.8 mm x 4 mm
- With end sleeves		2 x (0.5 ... 0.75 mm ²)		--
- Finely stranded				
- Without end sleeves		2 x (0.5 ... 0.75 mm ²)	2 x (0.25 ... 1.5 mm ²)	--
- With end sleeves		2 x (0.5 ... 1.5 mm ²)	2 x (0.25 ... 0.75 mm ²)	--
• For AWG cables for auxiliary contacts		2 x (18 ... 14)	2 x (24 ... 16)	--
Tightening torque				
• For screw terminals	Nm	0.8 ... 0.9	--	

Type		3SU1401-.....-1	3SU1401-.....-3	3SU1401-.....-5
Product version		LED module		
Light source integrated in product		Yes		
Type of light source		LED		
Insulation voltage rated value	V	320		
Pollution degree		3		
Impulse withstand voltage rated value	kV	4		
Operating time typical	h	100 000		
Vibration resistance acc. to IEC 60068-2-6		2 ... 500 Hz: 5 g		
Shock resistance for devices without incandescent lamp acc. to IEC 60068-2-27		11 ms, 50 g, half-sine		
Climate class in operation acc. to EN 60721		3K6, 3C3, 3S2, 3M6		
Ambient temperature				
• During operation	°C	-25 ... +70		
• During storage	°C	-40 ... +80		
IP degree of protection of the terminal		IP20		
Type of electrical connection		Screw terminals 	Spring-type terminals 	Socket terminals (THT) 

SIRIUS ACT Pushbuttons and Indicator Lights

Actuators and Indicators, 22 mm, Round, Plastic, Black Complete Units

Pushbuttons


Selection and ordering data

Supply voltage for light source	Color	Number of NO contacts	Number of NC contacts	DT	Screw terminals	⊕	PU (UNIT, SET, M)	PS*	PG	
										At AC
V	V									
Pushbuttons										
Pushbuttons with flat button, momentary contact										
	--	--	Black	1	0	A	3SU1100-0AB10-1BA0	1	1 unit	41J
				0	1	A	3SU1100-0AB10-1CA0	1	1 unit	41J
			Red	1	0	A	3SU1100-0AB20-1BA0	1	1 unit	41J
				0	1	A	3SU1100-0AB20-1CA0	1	1 unit	41J
			Yellow	1	0	B	3SU1100-0AB30-1BA0	1	1 unit	41J
			Green	1	0	A	3SU1100-0AB40-1BA0	1	1 unit	41J
			Blue	1	0	A	3SU1100-0AB50-1BA0	1	1 unit	41J
			White	1	0	A	3SU1100-0AB60-1BA0	1	1 unit	41J
		Clear	1	0	B	3SU1100-0AB70-1BA0	1	1 unit	41J	
Pushbuttons with raised button, momentary contact										
	--	--	Black	0	1	B	3SU1100-0BB10-1CA0	1	1 unit	41J
			Red	0	1	B	3SU1100-0BB20-1CA0	1	1 unit	41J
			Blue	1	0	B	3SU1100-0BB50-1BA0	1	1 unit	41J
Illuminated pushbuttons with flat button, momentary contact with integrated LED										
	24	24	Red	1	0	B	3SU1102-0AB20-1BA0	1	1 unit	41J
				0	1	A	3SU1102-0AB20-1CA0	1	1 unit	41J
			Yellow	1	0	A	3SU1102-0AB30-1BA0	1	1 unit	41J
			Green	1	0	A	3SU1102-0AB40-1BA0	1	1 unit	41J
			Blue	1	0	A	3SU1102-0AB50-1BA0	1	1 unit	41J
			White	1	0	A	3SU1102-0AB60-1BA0	1	1 unit	41J
		Clear	1	0	A	3SU1102-0AB70-1BA0	1	1 unit	41J	
	110	--	Red	0	1	B	3SU1103-0AB20-1CA0	1	1 unit	41J
			Yellow	1	0	B	3SU1103-0AB30-1BA0	1	1 unit	41J
			Green	1	0	B	3SU1103-0AB40-1BA0	1	1 unit	41J
			Blue	1	0	B	3SU1103-0AB50-1BA0	1	1 unit	41J
			White	1	0	B	3SU1103-0AB60-1BA0	1	1 unit	41J
			Clear	1	0	B	3SU1103-0AB70-1BA0	1	1 unit	41J

SIRIUS ACT Pushbuttons and Indicator Lights


Actuators and Indicators, 22 mm, Round, Plastic, Black Complete Units

Pushbuttons

Supply voltage for light source		Color	Number of NO contacts	Number of NC contacts	DT	Screw terminals 	PU (UNIT, SET, M)	PS*	PG
At AC	At DC								
V	V					Article No.	Price per PU		

Pushbuttons

Illuminated pushbuttons with flat button, momentary contact with integrated LED



3SU1106-0AB40-1BA0

230	--	Red	0	1	B	3SU1106-0AB20-1CA0	1	1 unit	41J
		Yellow	1	0	B	3SU1106-0AB30-1BA0	1	1 unit	41J
		Green	1	0	B	3SU1106-0AB40-1BA0	1	1 unit	41J
		Blue	1	0	B	3SU1106-0AB50-1BA0	1	1 unit	41J
		White	1	0	B	3SU1106-0AB60-1BA0	1	1 unit	41J
		Clear	1	0	B	3SU1106-0AB70-1BA0	1	1 unit	41J

Spring-type terminals

Pushbuttons with flat button, momentary contact



3SU1100-0AB30-3BA0

--	--	Black	1	0	B	3SU1100-0AB10-3BA0	1	1 unit	41J
			0	1	B	3SU1100-0AB10-3CA0	1	1 unit	41J
		Red	0	1	B	3SU1100-0AB20-3CA0	1	1 unit	41J
		Yellow	1	0	B	3SU1100-0AB30-3BA0	1	1 unit	41J
		Green	1	0	B	3SU1100-0AB40-3BA0	1	1 unit	41J
		Blue	1	0	B	3SU1100-0AB50-3BA0	1	1 unit	41J
		White	1	0	B	3SU1100-0AB60-3BA0	1	1 unit	41J

Illuminated pushbuttons with flat button, momentary contact with integrated LED



3SU1102-0AB20-3CA0

24	24	Red	0	1	B	3SU1102-0AB20-3CA0	1	1 unit	41J
		Yellow	1	0	B	3SU1102-0AB30-3BA0	1	1 unit	41J
		Green	1	0	B	3SU1102-0AB40-3BA0	1	1 unit	41J
		Blue	1	0	B	3SU1102-0AB50-3BA0	1	1 unit	41J
		White	1	0	B	3SU1102-0AB60-3BA0	1	1 unit	41J
		Clear	1	0	B	3SU1102-0AB70-3BA0	1	1 unit	41J

110	--	Red	0	1	B	3SU1103-0AB20-3CA0	1	1 unit	41J
		Green	1	0	B	3SU1103-0AB40-3BA0	1	1 unit	41J
		White	1	0	B	3SU1103-0AB60-3BA0	1	1 unit	41J
		Clear	1	0	B	3SU1103-0AB70-3BA0	1	1 unit	41J


230	--	Red	0	1	B	3SU1106-0AB20-3CA0	1	1 unit	41J
		Green	1	0	B	3SU1106-0AB40-3BA0	1	1 unit	41J
		White	1	0	B	3SU1106-0AB60-3BA0	1	1 unit	41J
		Clear	1	0	B	3SU1106-0AB70-3BA0	1	1 unit	41J

SIRIUS ACT Pushbuttons and Indicator Lights

Actuators and Indicators, 22 mm, Round, Plastic, Black Complete Units

Mushroom pushbuttons / EMERGENCY STOP mushroom pushbuttons

Selection and ordering data


Unlatching method	Number of NO contacts	Number of NC contacts	DT	Screw terminals 	PU (UNIT, SET, M)	PS*	PG
				Article No.	Price per PU		

Mushroom pushbuttons


With red mushroom, diameter 40 mm, latching



3SU1100-1BA20-3CA0

Pull to unlatch	0	1	B	3SU1100-1BA20-1CA0	1	1 unit	41J
				Spring-type terminals 			
Pull to unlatch	0	1	B	3SU1100-1BA20-3CA0	1	1 unit	41J

Selection and ordering data


Unlatching method	Number of NO contacts	Number of NC contacts	Marking	DT	Screw terminals 	PU (UNIT, SET, M)	PS*	PG
				Article No.	Price per PU			

EMERGENCY STOP mushroom pushbuttons, tamper-proof, in accordance with ISO 13850 and IEC 60947-5-5

With red mushroom, diameter 40 mm, with positive latching







3SU1100-1HA20-1CH0

Pull to unlatch	0	1	NOT-HALT 	B	3SU1100-1HA20-1CH0	1	1 unit	41J
-----------------	---	---	--	---	---------------------------	---	--------	-----






3SU1100-1HB20-1CH0

Rotate to unlatch	0	1	None 	B	3SU1100-1HB20-1CF0	1	1 unit	41J
	0	1	EMERGENCY STOP 	B	3SU1100-1HB20-1CG0	1	1 unit	41J
	0	1	NOT-HALT 	A	3SU1100-1HB20-1CH0	1	1 unit	41J
	0	1	ARRET D'URGENCE 	B	3SU1100-1HB20-1CJ0	1	1 unit	41J



3SU1100-1HB20-3CH0

				Spring-type terminals 				
Rotate to unlatch	0	1	NOT-HALT 	B	3SU1100-1HB20-3CH0	1	1 unit	41J

 Positive opening according to IEC 60947-5-1, Appendix K.
Can be used with 3SK11 safety relays or the 3RK3 Modular Safety System;
see Catalog IC 10, Chapter 11, "Safety Technology".
Certificate:




SIRIUS ACT Pushbuttons and Indicator Lights



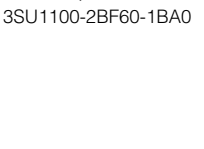






Actuators and Indicators, 22 mm, Round, Plastic, Black Complete Units

Selector switches

Selection and ordering data

Operating principle	Supply voltage	Number of NO contacts	Number of NC contacts	DT	Screw terminals 	PU (UNIT, SET, M)	PS*	PG
	V				Article No.	Price per PU		

Selector switches


 <p>3SU1100-2BF60-1BA0</p>	Short black actuator, 2 switch positions, can be illuminated, white								
	Latching, 90°	--	1	0	A	3SU1100-2BF60-1BA0	1	1 unit	41J
		--	1	1	A	3SU1100-2BF60-1MA0	1	1 unit	41J
		--	1	0	B	3SU1103-2BF60-1BA0	1	1 unit	41J
 <p>3SU1100-2BM60-1NA0</p>	Short black actuator, 3 switch positions, can be illuminated, white								
	Momentary contact, 2x45°, reset from left + right	--	2	0	A	3SU1100-2BM60-1NA0	1	1 unit	41J
									
	Latching, 2x45°	--	2	0	A	3SU1100-2BL60-1NA0	1	1 unit	41J
									
 <p>3SU1100-2BF60-3BA0</p>	Short black actuator, 2 switch positions, can be illuminated, white								
	Latching, 90°	--	1	0	B	3SU1100-2BF60-3BA0	1	1 unit	41J
		--	1	1	B	3SU1100-2BF60-3MA0	1	1 unit	41J
	Short black actuator, 3 switch positions, can be illuminated, white								
	Momentary contact, 2x45°, reset from left + right	--	2	0	B	3SU1100-2BM60-3NA0	1	1 unit	41J
									
Latching, 2x45°		2	0	B	3SU1100-2BL60-3NA0	1	1 unit	41J	
									

SIRIUS ACT Pushbuttons and Indicator Lights







Actuators and Indicators, 22 mm, Round, Plastic, Black Complete Units

Key-operated switches

Selection and ordering data

Operating principle	Switch position for key removal	Number of NO contacts	Number of NC contacts	DT	Screw terminals 	PU (UNIT, SET, M)	PS*	PG
					Article No.	Price per PU		

Key-operated switches with 2 keys



 3SU1100-4BF11-1BA0	With Ronis lock, SB30, 2 switch positions (O+I) Latching, 90° (10:30/1:30 o'clock) 	O+I	1	0	A	3SU1100-4BF11-1BA0	1	1 unit	41J
	With Ronis lock, SB30, 3 switch positions (I+O+II) Latching, 2x45° (10:30/1:30 o'clock) 	O+I+II	2	0	B		3SU1100-4BL11-1NA0	1	1 unit
 3SU1100-4BF11-3BA0	With Ronis lock, SB30, 2 switch positions (O+I) Latching, 90° (10:30/1:30 o'clock) 	O+I	1	0	B	Spring-type terminals  3SU1100-4BF11-3BA0	1	1 unit	41J

SIRIUS ACT Pushbuttons and Indicator Lights

Actuators and Indicators, 22 mm, Round, Plastic, Black Complete Units

Indicator lights

Selection and ordering data

Operational voltage		Color		DT	Screw terminals	PU (UNIT, SET, M)	PS*	PG	
At AC, rated value	At DC, rated value	Of actuating element	Of light source						
V					Article No.	Price per PU			
Indicator lights									
With smooth lens and integrated LED									
	24	24	Red	Red	A	3SU1102-6AA20-1AA0	1	1 unit	41J
			Yellow	Yellow	A	3SU1102-6AA30-1AA0	1	1 unit	41J
			Green	Green	A	3SU1102-6AA40-1AA0	1	1 unit	41J
			Blue	Blue	A	3SU1102-6AA50-1AA0	1	1 unit	41J
			White	White	A	3SU1102-6AA60-1AA0	1	1 unit	41J
			Clear	White	A	3SU1102-6AA70-1AA0	1	1 unit	41J
3SU1102-6AA30-1AA0									
	110	--	Amber	Amber	B	3SU1103-6AA00-1AA0	1	1 unit	41J
			Red	Red	A	3SU1103-6AA20-1AA0	1	1 unit	41J
			Yellow	Yellow	A	3SU1103-6AA30-1AA0	1	1 unit	41J
			Green	Green	A	3SU1103-6AA40-1AA0	1	1 unit	41J
			Blue	Blue	B	3SU1103-6AA50-1AA0	1	1 unit	41J
			White	White	A	3SU1103-6AA60-1AA0	1	1 unit	41J
			Clear	White	B	3SU1103-6AA70-1AA0	1	1 unit	41J
3SU1103-6AA00-1AA0									
	230	--	Amber	Amber	B	3SU1106-6AA00-1AA0	1	1 unit	41J
			Red	Red	A	3SU1106-6AA20-1AA0	1	1 unit	41J
			Yellow	Yellow	A	3SU1106-6AA30-1AA0	1	1 unit	41J
			Green	Green	A	3SU1106-6AA40-1AA0	1	1 unit	41J
			Blue	Blue	B	3SU1106-6AA50-1AA0	1	1 unit	41J
			White	White	A	3SU1106-6AA60-1AA0	1	1 unit	41J
			Clear	White	B	3SU1106-6AA70-1AA0	1	1 unit	41J
3SU1106-6AA50-1AA0									
						Spring-type terminals			
	24	24	Red	Red	B	3SU1102-6AA20-3AA0	1	1 unit	41J
			Yellow	Yellow	B	3SU1102-6AA30-3AA0	1	1 unit	41J
			Green	Green	B	3SU1102-6AA40-3AA0	1	1 unit	41J
			Blue	Blue	B	3SU1102-6AA50-3AA0	1	1 unit	41J
			White	White	B	3SU1102-6AA60-3AA0	1	1 unit	41J
			Clear	White	B	3SU1102-6AA70-3AA0	1	1 unit	41J
3SU1102-6AA20-3AA0									
	110	--	Red	Red	B	3SU1103-6AA20-3AA0	1	1 unit	41J
			Yellow	Yellow	B	3SU1103-6AA30-3AA0	1	1 unit	41J
			Green	Green	B	3SU1103-6AA40-3AA0	1	1 unit	41J
			Blue	Blue	B	3SU1103-6AA50-3AA0	1	1 unit	41J
			White	White	B	3SU1103-6AA60-3AA0	1	1 unit	41J
			Clear	White	B	3SU1103-6AA70-3AA0	1	1 unit	41J
3SU1102-6AA40-3AA0									
	230	--	Red	Red	B	3SU1106-6AA20-3AA0	1	1 unit	41J
			Yellow	Yellow	B	3SU1106-6AA30-3AA0	1	1 unit	41J
			Green	Green	B	3SU1106-6AA40-3AA0	1	1 unit	41J
			Blue	Blue	B	3SU1106-6AA50-3AA0	1	1 unit	41J
			White	White	B	3SU1106-6AA60-3AA0	1	1 unit	41J
			Clear	White	B	3SU1106-6AA70-3AA0	1	1 unit	41J
3SU1106-6AA60-3AA0									

* You can order this quantity or a multiple thereof.
Illustrations are approximate

SIRIUS ACT Pushbuttons and Indicator Lights

Actuators and Indicators, 22 mm, Round, Plastic, Black Compact Units

Sensor switches / Pushbuttons with extended stroke

Selection and ordering data

Operating principle	Number of NO contacts	Number of NC contacts	Color	DT	M12 connector, 4-pin	PU (UNIT, SET, M)	PS*	PG
					Article No.	Price per PU		

Sensor switches



3SU1200-1SK10-2SA0

Whether integrated in the two-hand operation console or installed as a door opening contact, the capacitive sensor switch is suitable for many different applications in industrial environments.

The switch is actuated by simple contact with the hand or other part of the body (i.e. without the application of pressure). As a result, these switches are rugged, extremely durable and have the highest possible degree of protection (IP69K).

Without pressure 1 0 Black A

3SU1200-1SK10-2SA0

1 1 unit 41J

Selection and ordering data

Version	Color	DT	Article No.	Price per PU	PU (UNIT, SET, M)	PS*	PG
---------	-------	----	-------------	--------------	-------------------	-----	----

Pushbuttons with extended stroke

Pushbuttons with flat button



3SU1200-0EB20-0AA0

Red

B

3SU1200-0EB20-0AA0

1 1 unit 41J


Green

B

3SU1200-0EB40-0AA0

1 1 unit 41J

Pushbuttons with raised button



3SU1200-0FB10-0AA0

Black

A

3SU1200-0FB10-0AA0

1 1 unit 41J

Illuminated pushbuttons with flat button



3SU1201-0EB70-0AA0

Red

A

3SU1201-0EB20-0AA0

1 1 unit 41J

Clear

A


3SU1201-0EB70-0AA0

1 1 unit 41J

Version	Material	Color	DT	Article No.	Price per PU	PU (UNIT, SET, M)	PS*	PG
---------	----------	-------	----	-------------	--------------	-------------------	-----	----

Accessories

Extension plungers



3SU1900-0KG10-0AA0

Plastic

Black

A

3SU1900-0KG10-0AA0

1 1 unit 41J

For compensation of the distance between the pushbutton and the unlatching button of an overload relay

SIRIUS ACT Pushbuttons and Indicator Lights

Actuators and Indicators, 22 mm, Round, Plastic, Black

Actuating and Signaling Elements

Pushbuttons

Selection and ordering data



Version of actuating element Front ring version	Operating principle Unlatching method	Color, marking	DT	Article No.	Price per PU	PU (UNIT, SET, M)	PS*	PG	
Pushbuttons									
 3SU1000-0AB20-0AD0	Standard	Momentary contact	Black	A	3SU1000-0AB10-0AA0		1	1 unit	41J
			Black, "O"	B	3SU1000-0AB10-0AD0		1	1 unit	41J
			Red	A	3SU1000-0AB20-0AA0		1	1 unit	41J
			Red, "O"	A	3SU1000-0AB20-0AD0		1	1 unit	41J
			Yellow	A	3SU1000-0AB30-0AA0		1	1 unit	41J
			Green	A	3SU1000-0AB40-0AA0		1	1 unit	41J
			Green, "I"	A	3SU1000-0AB40-0AC0		1	1 unit	41J
			Blue	A	3SU1000-0AB50-0AA0		1	1 unit	41J
			Blue, "R"	B	3SU1000-0AB50-0AR0		1	1 unit	41J
			White	A	3SU1000-0AB60-0AA0		1	1 unit	41J
			White, "I"	B	3SU1000-0AB60-0AC0		1	1 unit	41J
			Clear	A	3SU1000-0AB70-0AA0		1	1 unit	41J
			Gray	B	3SU1000-0AB80-0AA0		1	1 unit	41J
			 3SU1000-0AA30-0AA0	Push to unlatch	Latching	Black	B	3SU1000-0AA10-0AA0	
Red	B	3SU1000-0AA20-0AA0					1	1 unit	41J
Yellow	B	3SU1000-0AA30-0AA0					1	1 unit	41J
Green	B	3SU1000-0AA40-0AA0					1	1 unit	41J
Blue	B	3SU1000-0AA50-0AA0					1	1 unit	41J
White	B	3SU1000-0AA60-0AA0					1	1 unit	41J
 3SU1000-0BB30-0AA0	Standard	Momentary contact	Black	A	3SU1000-0BB10-0AA0		1	1 unit	41J
			Red	A	3SU1000-0BB20-0AA0		1	1 unit	41J
			Yellow	B	3SU1000-0BB30-0AA0		1	1 unit	41J
			Green	B	3SU1000-0BB40-0AA0		1	1 unit	41J
			Blue	B	3SU1000-0BB50-0AA0		1	1 unit	41J
			White	B	3SU1000-0BB60-0AA0		1	1 unit	41J
 3SU1000-0CB40-0AA0	Raised	Momentary contact	Black	B	3SU1000-0CB10-0AA0		1	1 unit	41J
			Red	B	3SU1000-0CB20-0AA0		1	1 unit	41J
			Yellow	B	3SU1000-0CB30-0AA0		1	1 unit	41J
			Green	B	3SU1000-0CB40-0AA0		1	1 unit	41J
			Blue	B	3SU1000-0CB50-0AA0		1	1 unit	41J
			White	B	3SU1000-0CB60-0AA0		1	1 unit	41J
 3SU1000-0DB50-0AA0	Raised, castellated	Momentary contact	Black	B	3SU1000-0DB10-0AA0		1	1 unit	41J
			Red	B	3SU1000-0DB20-0AA0		1	1 unit	41J
			Yellow	B	3SU1000-0DB30-0AA0		1	1 unit	41J
			Green	B	3SU1000-0DB40-0AA0		1	1 unit	41J
			Blue	B	3SU1000-0DB50-0AA0		1	1 unit	41J
			White	B	3SU1000-0DB60-0AA0		1	1 unit	41J

SIRIUS ACT Pushbuttons and Indicator Lights

Actuators and Indicators, 22 mm, Round, Plastic, Black

Actuating and Signaling Elements

Pushbuttons

Version of actuating element Front ring version	Operating principle Unlatching method	Color	DT	Article No.	Price per PU	PU (UNIT, SET, M)	PS*	PG	
Pushbuttons									
 3SU1001-0AB40-0AA0	Illuminated pushbuttons with flat button Standard	Momentary contact	Amber	B	3SU1001-0AB00-0AA0		1	1 unit	41J
			Black	A	3SU1001-0AB10-0AA0		1	1 unit	41J
			Red	A	3SU1001-0AB20-0AA0		1	1 unit	41J
			Yellow	A	3SU1001-0AB30-0AA0		1	1 unit	41J
			Green	A	3SU1001-0AB40-0AA0		1	1 unit	41J
			Blue	A	3SU1001-0AB50-0AA0		1	1 unit	41J
			White	A	3SU1001-0AB60-0AA0		1	1 unit	41J
			Clear	A	3SU1001-0AB70-0AA0		1	1 unit	41J
 3SU1001-0AA20-0AA0	Latching Push to unlatch	Red	B	3SU1001-0AA20-0AA0		1	1 unit	41J	
		Yellow	B	3SU1001-0AA30-0AA0		1	1 unit	41J	
		Green	A	3SU1001-0AA40-0AA0		1	1 unit	41J	
		Blue	B	3SU1001-0AA50-0AA0		1	1 unit	41J	
		White	B	3SU1001-0AA60-0AA0		1	1 unit	41J	
		Clear	B	3SU1001-0AA70-0AA0		1	1 unit	41J	
 3SU1001-0BB70-0AA0	Illuminated pushbuttons with raised button Standard	Momentary contact	Red	A	3SU1001-0BB20-0AA0		1	1 unit	41J
			Yellow	B	3SU1001-0BB30-0AA0		1	1 unit	41J
			Green	B	3SU1001-0BB40-0AA0		1	1 unit	41J
			Blue	B	3SU1001-0BB50-0AA0		1	1 unit	41J
			Clear	B	3SU1001-0BB70-0AA0		1	1 unit	41J
 3SU1001-0DB50-0AA0	Illuminated pushbuttons with flat button Raised, castellated	Momentary contact	Blue	B	3SU1001-0DB50-0AA0		1	1 unit	41J



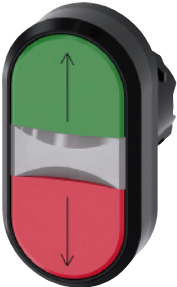

SIRIUS ACT Pushbuttons and Indicator Lights

Actuators and Indicators, 22 mm, Round, Plastic, Black

Actuating and Signaling Elements

Twin pushbuttons

Selection and ordering data

Version of actuating element	Operating principle	Color	Marking	DT	Article No.	Price per PU	PU (UNIT, SET, M)	PS*	PG	
Twin pushbuttons										
	Twin pushbuttons flat, flat	Momentary contact	Green / Red	--	B	3SU1000-3AB42-0AA0		1	1 unit	41J
				"I" / "O"	A	3SU1000-3AB42-0AK0		1	1 unit	41J
			White / Black	--	B	3SU1000-3AB61-0AA0		1	1 unit	41J
				"I" / "O"	A	3SU1000-3AB61-0AK0		1	1 unit	41J
			White / White	--	B	3SU1000-3AB66-0AA0		1	1 unit	41J
				"-" / "+"	B	3SU1000-3AB66-0AL0		1	1 unit	41J
				Arrows, hor.	B	3SU1000-3AB66-0AM0		1	1 unit	41J
				Arrows, vert.	B	3SU1000-3AB66-0AN0		1	1 unit	41J
			Black / Black	--	B	3SU1000-3AB11-0AA0		1	1 unit	41J
				Symbol No. 5264 / 5265 (IEC 60417)	B	3SU1000-3AB11-0AQ0		1	1 unit	41J
	Twin pushbuttons flat, raised	Momentary contact	Green / Red	--	B	3SU1000-3BB42-0AA0		1	1 unit	41J
				"I" / "O"	A	3SU1000-3BB42-0AK0		1	1 unit	41J
			White / Black	--	B	3SU1000-3BB61-0AA0		1	1 unit	41J
				"I" / "O"	B	3SU1000-3BB61-0AK0		1	1 unit	41J
	Twin pushbuttons flat, flat, illuminated	Momentary contact	Green / Red	--	B	3SU1001-3AB42-0AA0		1	1 unit	41J
				"I" / "O"	A	3SU1001-3AB42-0AK0		1	1 unit	41J
				Arrows, vert.	B	3SU1001-3AB42-0AN0		1	1 unit	41J
			White / Black	--	B	3SU1001-3AB61-0AA0		1	1 unit	41J
				"I" / "O"	A	3SU1001-3AB61-0AK0		1	1 unit	41J
			White / White	--	B	3SU1001-3AB66-0AA0		1	1 unit	41J
				"-" / "+"	B	3SU1001-3AB66-0AL0		1	1 unit	41J
				Arrows, vert.	B	3SU1001-3AB66-0AN0		1	1 unit	41J
				Symbols "Circular saw blade" / "Tilt tipper"	B	3SU1001-3AB66-0AP0		1	1 unit	41J
				Twin pushbuttons flat, raised, illuminated	Momentary contact	Green / Red		--	B	3SU1001-3BB42-0AA0
	"I" / "O"	A				3SU1001-3BB42-0AK0	1	1 unit	41J	
White / Black	--	B				3SU1001-3BB61-0AA0	1	1 unit	41J	
	"I" / "O"	B				3SU1001-3BB61-0AK0	1	1 unit	41J	







SIRIUS ACT Pushbuttons and Indicator Lights

Actuators and Indicators, 22 mm, Round, Plastic, Black

Actuating and Signaling Elements

Mushroom pushbuttons

Selection and ordering data

Version of actuating element	Operating principle Unlatching method	Color, marking	DT	Article No.	Price per PU	PU (UNIT, SET, M)	PS*	PG	
Mushroom pushbuttons									
	Momentary contact	Black	A	3SU1000-1AD10-0AA0		1	1 unit	41J	
		Red	B	3SU1000-1AD20-0AA0		1	1 unit	41J	
		Yellow	B	3SU1000-1AD30-0AA0		1	1 unit	41J	
		Green	B	3SU1000-1AD40-0AA0		1	1 unit	41J	
	Latching, Pull to unlatch	Black	A	3SU1000-1AA10-0AA0		1	1 unit	41J	
Red	A	3SU1000-1AA20-0AA0		1	1 unit	41J			
Yellow	B	3SU1000-1AA30-0AA0		1	1 unit	41J			
3SU1000-1AD20-0AA0									
	Momentary contact	Black	A	3SU1000-1BD10-0AA0		1	1 unit	41J	
		Red	A	3SU1000-1BD20-0AA0		1	1 unit	41J	
		Yellow	B	3SU1000-1BD30-0AA0		1	1 unit	41J	
		Green	A	3SU1000-1BD40-0AA0		1	1 unit	41J	
	Latching, Pull to unlatch	Black	A	3SU1000-1BA10-0AA0		1	1 unit	41J	
		Red	A	3SU1000-1BA20-0AA0		1	1 unit	41J	
		Red "O"	B	3SU1000-1BA20-0AD0		1	1 unit	41J	
		Yellow	B	3SU1000-1BA30-0AA0		1	1 unit	41J	
Green	B	3SU1000-1BA40-0AA0		1	1 unit	41J			
3SU1000-1BD40-0AA0									
	Momentary contact	Black	B	3SU1000-1CD10-0AA0		1	1 unit	41J	
		Red	B	3SU1000-1CD20-0AA0		1	1 unit	41J	
		Yellow	B	3SU1000-1CD30-0AA0		1	1 unit	41J	
		Green	B	3SU1000-1CD40-0AA0		1	1 unit	41J	
	Latching, Pull to unlatch	Black	B	3SU1000-1CA10-0AA0		1	1 unit	41J	
		Red	B	3SU1000-1CA20-0AA0		1	1 unit	41J	
3SU1000-1CD10-0AA0									
	Momentary contact	Red	B	3SU1001-1AD20-0AA0		1	1 unit	41J	
		Yellow	B	3SU1001-1AD30-0AA0		1	1 unit	41J	
		Green	B	3SU1001-1AD40-0AA0		1	1 unit	41J	
		Blue	B	3SU1001-1AD50-0AA0		1	1 unit	41J	
		White	B	3SU1001-1AD60-0AA0		1	1 unit	41J	
		Clear	B	3SU1001-1AD70-0AA0		1	1 unit	41J	
	Latching Pull to unlatch	Red	A	3SU1001-1AA20-0AA0		1	1 unit	41J	
		Yellow	B	3SU1001-1AA30-0AA0		1	1 unit	41J	
		Green	B	3SU1001-1AA40-0AA0		1	1 unit	41J	
		Blue	B	3SU1001-1AA50-0AA0		1	1 unit	41J	
		Clear	B	3SU1001-1AA70-0AA0		1	1 unit	41J	
	Momentary contact	Yellow	B	3SU1001-1BD30-0AA0		1	1 unit	41J	
		Green	B	3SU1001-1BD40-0AA0		1	1 unit	41J	
		White	B	3SU1001-1BD60-0AA0		1	1 unit	41J	
		Clear	B	3SU1001-1BD70-0AA0		1	1 unit	41J	
	Latching, Pull to unlatch	Red	A	3SU1001-1BA20-0AA0		1	1 unit	41J	
		Yellow	B	3SU1001-1BA30-0AA0		1	1 unit	41J	
		Green	B	3SU1001-1BA40-0AA0		1	1 unit	41J	
		Blue	B	3SU1001-1BA50-0AA0		1	1 unit	41J	
Clear	B	3SU1001-1BA70-0AA0		1	1 unit	41J			
3SU1001-1BA50-0AA0									
	With positive latching, tamper-proof	Black	A	3SU1000-1HB10-0AA0		1	1 unit	41J	
	Rotate to unlatch	Blue	B	3SU1000-1HB50-0AA0		1	1 unit	41J	
3SU1000-1HB10-0AA0									

SIRIUS ACT Pushbuttons and Indicator Lights

Actuators and Indicators, 22 mm, Round, Plastic, Black

Actuating and Signaling Elements

EMERGENCY STOP mushroom pushbuttons

Selection and ordering data

Version of actuating element	Outer diameter of mushroom mm	Make of lock	Color	DT	Article No.	Price per PU	PU (UNIT, SET, M)	PS*	PG
------------------------------	----------------------------------	--------------	-------	----	-------------	--------------	-------------------	-----	----

EMERGENCY STOP mushroom pushbuttons

With pull-to-unlatch mechanism

 3SU1000-1HA20-0AA0	Tamper-proof, 2 positions	40	--	Red	A	3SU1000-1HA20-0AA0	1	1 unit	41J


With rotate-to-unlatch mechanism

 3SU1000-1GB20-0AA0	Tamper-proof, 2 positions	33.8	--	Red	A	3SU1000-1GB20-0AA0	1	1 unit	41J

 3SU1000-1HB20-0AA0		40	--	Red	A	3SU1000-1HB20-0AA0	1	1 unit	41J

 3SU1000-1JB20-0AA0		60	--	Red	A	3SU1000-1JB20-0AA0	1	1 unit	41J

With rotate-to-unlatch mechanism, can be illuminated

 3SU1001-1HB20-0AA0	Tamper-proof, 2 positions	33.4	--	Red	B	3SU1001-1GB20-0AA0	1	1 unit	41J
		40	--	Red	A	3SU1001-1HB20-0AA0	1	1 unit	41J
		60	--	Red	B	3SU1001-1JB20-0AA0	1	1 unit	41J

SIRIUS ACT Pushbuttons and Indicator Lights

Actuators and Indicators, 22 mm, Round, Plastic, Black
Actuating and Signaling Elements

EMERGENCY STOP mushroom pushbuttons

Version of actuating element	Outer diameter of mushroom mm	Make of lock	Color	DT	Article No.	Price per PU	PU (UNIT, SET, M)	PS*	PG				
EMERGENCY STOP mushroom pushbuttons													
With key-operated release													
	Tamper-proof, 2 positions	40	RONIS SB30	Red	A	3SU1000-1HF20-0AA0	1	1 unit	41J				
			RONIS 455	Red	B					3SU1000-1HG20-0AA0	1	1 unit	41J
		40	BKS S1	Red	A	3SU1000-1HK20-0AA0	1	1 unit	41J				
			BKS E7	Red	B					3SU1000-1HM20-0AA0	1	1 unit	41J
			BKS E9	Red	B					3SU1000-1HN20-0AA0	1	1 unit	41J
		40	O.M.R. 73037	Red	A	3SU1000-1HQ20-0AA0	1	1 unit	41J				
		40	CES SSG10	Red	A	3SU1000-1HR20-0AA0	1	1 unit	41J				
			CES SSP9	Red	A					3SU1000-1HS20-0AA0	1	1 unit	41J
			CES SMS1	Red	B					3SU1000-1HT20-0AA0	1	1 unit	41J









SIRIUS ACT Pushbuttons and Indicator Lights

Actuators and Indicators, 22 mm, Round, Plastic, Black

Actuating and Signaling Elements

Selector switches

Selection and ordering data

Version of actuating element	Operating principle	Color	DT	Article No.	Price per PU	PU (UNIT, SET, M)	PS*	PG
Selector switches								
2 switch positions (O+I), can be illuminated								
 3SU1002-2BC40-0AA0	Selector, short black actuator Momentary contact, 45° (10:30/12 o'clock), reset from center to left 	Red	B	3SU1002-2BC20-0AA0		1	1 unit	41J
		Yellow	B	3SU1002-2BC30-0AA0		1	1 unit	41J
		Green	B	3SU1002-2BC40-0AA0		1	1 unit	41J
		Blue	B	3SU1002-2BC50-0AA0		1	1 unit	41J
		White	A	3SU1002-2BC60-0AA0		1	1 unit	41J
 3SU1002-2BF30-0AA0	Latching, 90° (10:30/1:30 o'clock) 	Red	A	3SU1002-2BF20-0AA0		1	1 unit	41J
		Yellow	B	3SU1002-2BF30-0AA0		1	1 unit	41J
		Green	A	3SU1002-2BF40-0AA0		1	1 unit	41J
		Blue	A	3SU1002-2BF50-0AA0		1	1 unit	41J
		White	A	3SU1002-2BF60-0AA0		1	1 unit	41J
 3SU1002-2CF20-0AA0	Selector, long black actuator Latching, 90° (10:30/1:30 o'clock) 	Red	B	3SU1002-2CF20-0AA0		1	1 unit	41J
		White	B	3SU1002-2CF60-0AA0		1	1 unit	41J
 3SU1002-2AF20-0AA0	Rotary knob Latching, 90° (10:30/1:30 o'clock) 	Red	B	3SU1002-2AF20-0AA0		1	1 unit	41J
		White	A	3SU1002-2AF60-0AA0		1	1 unit	41J

SIRIUS ACT Pushbuttons and Indicator Lights

Actuators and Indicators, 22 mm, Round, Plastic, Black

Actuating and Signaling Elements

Selector switches

Version of actuating element	Operating principle	Color	DT	Article No.	Price per PU	PU (UNIT, SET, M)	PS*	PG	
Selector switches									
3 switch positions (I+O+II), can be illuminated									
	Selector, short black actuator	Momentary contact, 2x45° (10:30/12/1:30 o'clock), reset from left + right		Red	B	3SU1002-2BM20-0AA0	1	1 unit	41J
				Yellow	B	3SU1002-2BM30-0AA0	1	1 unit	41J
				Green	A	3SU1002-2BM40-0AA0	1	1 unit	41J
				Blue	B	3SU1002-2BM50-0AA0	1	1 unit	41J
				White	A	3SU1002-2BM60-0AA0	1	1 unit	41J
	Latching, 2x45° (10:30/12/1:30 o'clock)		Red	B	3SU1002-2BL20-0AA0	1	1 unit	41J	
			Yellow	B	3SU1002-2BL30-0AA0	1	1 unit	41J	
			Green	A	3SU1002-2BL40-0AA0	1	1 unit	41J	
			Blue	B	3SU1002-2BL50-0AA0	1	1 unit	41J	
			White	A	3SU1002-2BL60-0AA0	1	1 unit	41J	
	Momentary contact/latching, 2x45° (10:30/12/1:30 o'clock), reset from left, latching to the right		Red	B	3SU1002-2BP20-0AA0	1	1 unit	41J	
			Yellow	B	3SU1002-2BP30-0AA0	1	1 unit	41J	
			Green	B	3SU1002-2BP40-0AA0	1	1 unit	41J	
			Blue	B	3SU1002-2BP50-0AA0	1	1 unit	41J	
			White	A	3SU1002-2BP60-0AA0	1	1 unit	41J	
	Latching/momentary contact, 2x45° (10:30/12/1:30 o'clock), reset from right, latching to the left		Red	B	3SU1002-2BN20-0AA0	1	1 unit	41J	
			Yellow	B	3SU1002-2BN30-0AA0	1	1 unit	41J	
			Green	B	3SU1002-2BN40-0AA0	1	1 unit	41J	
			Blue	B	3SU1002-2BN50-0AA0	1	1 unit	41J	
			White	A	3SU1002-2BN60-0AA0	1	1 unit	41J	








SIRIUS ACT Pushbuttons and Indicator Lights

Actuators and Indicators, 22 mm, Round, Plastic, Black

Actuating and Signaling Elements

Key-operated switches

Selection and ordering data



Operating principle	Make of lock	Switch position for key removal	Number of keys	DT	Article No.	Price per PU	PU (UNIT, SET, M)	PS*	PG
Key-operated switches									
2 switch positions (O+I)									
 <p>Momentary contact, 45° (10:30/12 o'clock), reset from center to left</p> 	RONIS, SB30	O	2	A	3SU1000-4BC01-0AA0		1	1 unit	41J
	RONIS, 455	O	2	B	3SU1000-4CC01-0AA0		1	1 unit	41J
	O.M.R. 73037, red	O	2	B	3SU1000-4FC01-0AA0		1	1 unit	41J
	O.M.R. 73038, light blue	O	2	B	3SU1000-4GC01-0AA0		1	1 unit	41J
	O.M.R. 73034, black	O	2	B	3SU1000-4HC01-0AA0		1	1 unit	41J
	O.M.R. 73033, yellow	O	2	B	3SU1000-4JC01-0AA0		1	1 unit	41J
	CES, SSG10	O	2	A	3SU1000-5BC01-0AA0		1	1 unit	41J
	CES, LSG1	O	2	B	3SU1000-5HC01-0AA0		1	1 unit	41J
	BKS, S1	O	2	A	3SU1000-5PC01-0AA0		1	1 unit	41J
	IKON, 360012K1	O	2	A	3SU1000-5XC01-0AA0		1	1 unit	41J
 <p>Latching, 90° (10:30/1:30 o'clock)</p> 	RONIS, SB30	O	2	A	3SU1000-4BF01-0AA0		1	1 unit	41J
		O+I	2	A	3SU1000-4BF11-0AA0		1	1 unit	41J
		I	2	A	3SU1000-4BF21-0AA0		1	1 unit	41J
	RONIS, 455	O	2	B	3SU1000-4CF01-0AA0		1	1 unit	41J
		O+I	2	B	3SU1000-4CF11-0AA0		1	1 unit	41J
	RONIS, 421	O	2	B	3SU1000-4DF01-0AA0		1	1 unit	41J
		O+I	2	B	3SU1000-4DF11-0AA0		1	1 unit	41J
	O.M.R. 73037, red	O	2	B	3SU1000-4FF01-0AA0		1	1 unit	41J
		O+I	2	B	3SU1000-4FF11-0AA0		1	1 unit	41J
	O.M.R. 73038, light blue	O	2	A	3SU1000-4GF01-0AA0		1	1 unit	41J
		O+I	2	B	3SU1000-4GF11-0AA0		1	1 unit	41J
	O.M.R. 73034, black	O	2	B	3SU1000-4HF01-0AA0		1	1 unit	41J
		O+I	2	B	3SU1000-4HF11-0AA0		1	1 unit	41J
		I	2	B	3SU1000-4HF21-0AA0		1	1 unit	41J
	O.M.R. 73033, yellow	O	2	B	3SU1000-4JF01-0AA0		1	1 unit	41J
		O+I	2	B	3SU1000-4JF11-0AA0		1	1 unit	41J
	CES, SSG10	O	2	A	3SU1000-5BF01-0AA0		1	1 unit	41J
		O+I	2	A	3SU1000-5BF11-0AA0		1	1 unit	41J
		I	2	A	3SU1000-5BF21-0AA0		1	1 unit	41J
	CES, LSG1	O	2	A	3SU1000-5HF01-0AA0		1	1 unit	41J
		O+I	2	A	3SU1000-5HF11-0AA0		1	1 unit	41J
	BKS, S1	O	2	A	3SU1000-5PF01-0AA0		1	1 unit	41J
		O+I	2	A	3SU1000-5PF11-0AA0		1	1 unit	41J
		I	2	B	3SU1000-5PF21-0AA0		1	1 unit	41J
	BKS, E1	O	1	B	3SU1000-5QF01-0AA0		1	1 unit	41J
		O+I	1	B	3SU1000-5QF11-0AA0		1	1 unit	41J
	BKS, E2	O	1	A	3SU1000-5RF01-0AA0		1	1 unit	41J
		O+I	1	B	3SU1000-5RF11-0AA0		1	1 unit	41J
	BKS, E7	O	1	A	3SU1000-5SF01-0AA0		1	1 unit	41J
		O+I	1	A	3SU1000-5SF11-0AA0		1	1 unit	41J
	BKS, E9	O	1	A	3SU1000-5TF01-0AA0		1	1 unit	41J
		O+I	1	B	3SU1000-5TF11-0AA0		1	1 unit	41J
	IKON, 360012K1	O	2	A	3SU1000-5XF01-0AA0		1	1 unit	41J
	O+I	2	A	3SU1000-5XF11-0AA0		1	1 unit	41J	

SIRIUS ACT Pushbuttons and Indicator Lights

Actuators and Indicators, 22 mm, Round, Plastic, Black

Actuating and Signaling Elements

Key-operated switches

Operating principle	Make of lock	Switch position for key removal	DT	Article No.	Price per PU	PU (UNIT, SET, M)	PS*	PG
Key-operated switches								
3 switch positions (I+O+II)								
Momentary contact, 2x45° (10:30/12/1:30 o'clock), reset from left + right 	RONIS, SB30	O	A	3SU1000-4BM01-0AA0		1	1 unit	41J
	O.M.R. 73037, red	O	B	3SU1000-4FM01-0AA0		1	1 unit	41J
	O.M.R. 73034, black	O	B	3SU1000-4HM01-0AA0		1	1 unit	41J
	CES, SSG10	O	A	3SU1000-5BM01-0AA0		1	1 unit	41J
	BKS, S1	O	B	3SU1000-5PM01-0AA0		1	1 unit	41J
	IKON, 360012K1	O	B	3SU1000-5XM01-0AA0		1	1 unit	41J
Latching, 2x45° (10:30/12/1:30 o'clock) 	RONIS, SB30	O	B	3SU1000-4BL01-0AA0		1	1 unit	41J
		O+I+II	A	3SU1000-4BL11-0AA0		1	1 unit	41J
		I	B	3SU1000-4BL21-0AA0		1	1 unit	41J
		II (right)	B	3SU1000-4BL31-0AA0		1	1 unit	41J
		I+II (left, right)	B	3SU1000-4BL41-0AA0		1	1 unit	41J
		O+I (center, left)	B	3SU1000-4BL51-0AA0		1	1 unit	41J
	RONIS, 455	O	B	3SU1000-4CL01-0AA0		1	1 unit	41J
		O+I+II	B	3SU1000-4CL11-0AA0		1	1 unit	41J
		O	B	3SU1000-4FL01-0AA0		1	1 unit	41J
		O+I (center, left)	B	3SU1000-4FL51-0AA0		1	1 unit	41J
		O	B	3SU1000-4GL01-0AA0		1	1 unit	41J
		O+I+II	B	3SU1000-4GL11-0AA0		1	1 unit	41J
		O	B	3SU1000-4HL01-0AA0		1	1 unit	41J
	O+I+II	B	3SU1000-4HL11-0AA0		1	1 unit	41J	
	O+I+II	B	3SU1000-4JL11-0AA0		1	1 unit	41J	
	CES, SSG10	O	A	3SU1000-5BL01-0AA0		1	1 unit	41J
		O+I+II	A	3SU1000-5BL11-0AA0		1	1 unit	41J
		I	B	3SU1000-5BL21-0AA0		1	1 unit	41J
		II (right)	A	3SU1000-5BL31-0AA0		1	1 unit	41J
		I+II (left, right)	B	3SU1000-5BL41-0AA0		1	1 unit	41J
		O+I (center, left)	B	3SU1000-5BL51-0AA0		1	1 unit	41J
	BKS, S1	O	B	3SU1000-5PL01-0AA0		1	1 unit	41J
		O+I+II	B	3SU1000-5PL11-0AA0		1	1 unit	41J
		I	B	3SU1000-5PL21-0AA0		1	1 unit	41J
		II (right)	B	3SU1000-5PL31-0AA0		1	1 unit	41J
		I+II (left, right)	B	3SU1000-5PL41-0AA0		1	1 unit	41J
	BKS, E2	O+I+II	B	3SU1000-5RL11-0AA0		1	1 unit	41J
	BKS, E9	O+I+II	B	3SU1000-5TL11-0AA0		1	1 unit	41J
	IKON, 360012K1	O	B	3SU1000-5XL01-0AA0		1	1 unit	41J
		O+I+II	B	3SU1000-5XL11-0AA0		1	1 unit	41J

3SU1000-4BL01-0AA0

3SU1000-4FL01-0AA0

3SU1000-5BL01-0AA0




3SU1000-5PL01-0AA0

SIRIUS ACT Pushbuttons and Indicator Lights

Actuators and Indicators, 22 mm, Round, Plastic, Black

Actuating and Signaling Elements

Key-operated switches / ID key-operated switches

Operating principle	Make of lock	Switch position for key removal	DT	Article No.	Price per PU	PU (UNIT, SET, M)	PS*	PG
Key-operated switches								
3 switch positions (I+O+II)								
 <p>3SU1000-4BP01-0AA0</p>	Momentary contact/latching, 2x45° (10:30/12/1:30 o'clock), reset from left, latching to the right	RONIS, SB30	O	B	3SU1000-4BP01-0AA0	1	1 unit	41J
			II (right)	B	3SU1000-4BP31-0AA0	1	1 unit	41J
			O+II (center, right)	B	3SU1000-4BP61-0AA0	1	1 unit	41J
 <p>3SU1000-5BP01-0AA0</p>		CES, SSG10	O	B	3SU1000-5BP01-0AA0	1	1 unit	41J
			II (right)	B	3SU1000-5BP31-0AA0	1	1 unit	41J
			O+II (center, right)	B	3SU1000-5BP61-0AA0	1	1 unit	41J
 <p>3SU1000-4GN01-0AA0</p>	Latching/momentary contact, 2x45° (10:30/12/1:30 o'clock), reset from right, latching to the left	BKS, S1	O	B	3SU1000-5PP01-0AA0	1	1 unit	41J
			RONIS, SB30	O	B	3SU1000-4BN01-0AA0	1	1 unit
		I		B	3SU1000-4BN21-0AA0	1	1 unit	41J
		O+I (center, left)		B	3SU1000-4BN51-0AA0	1	1 unit	41J
		O.M.R. 73038, light blue	O	B	3SU1000-4GN01-0AA0	1	1 unit	41J
			O.M.R. 73034, black	I	B	3SU1000-4HN21-0AA0	1	1 unit
		CES, SSG10		O	B	3SU1000-5BN01-0AA0	1	1 unit
			I	B	3SU1000-5BN21-0AA0	1	1 unit	41J
			O+I (center, left)	B	3SU1000-5BN51-0AA0	1	1 unit	41J
		BKS, S1	I	B	3SU1000-5PN21-0AA0	1	1 unit	41J
O+I (center, left)	B		3SU1000-5PN51-0AA0	1	1 unit	41J		
IKON, 360012K1	O+I (center, left)	B	3SU1000-5XN51-0AA0	1	1 unit	41J		

Selection and ordering data

Operating angle	Operating principle	Switch position for key removal	Color	DT	Article No.	Price per PU	PU (UNIT, SET, M)	PS*	PG
-----------------	---------------------	---------------------------------	-------	----	-------------	--------------	-------------------	-----	----

ID key-operated switches


4 switch positions (O+I+II+III)									
45°	Latching	O+I+II+III	Black	A	3SU1000-4WS10-0AA0		1	1 unit	41J



3SU1000-4WS10-0AA0

For available keys, see page 13/117
For electronic modules for ID key-operated switches, see page 13/83

SIRIUS ACT Pushbuttons and Indicator LightsActuators and Indicators, 22 mm, Round, Plastic, Black
Actuating and Signaling Elements**Indicator lights****Selection and ordering data**

Version of actuating element	Color	DT	Article No.	Price per PU	PU (UNIT, SET, M)	PS*	PG
Indicator lights							
 <p>Indicator lights with smooth lens</p> <p>3SU1001-6AA40-0AA0</p>	Amber	B	3SU1001-6AA00-0AA0		1	1 unit	41J
	Red	A	3SU1001-6AA20-0AA0		1	1 unit	41J
	Yellow	A	3SU1001-6AA30-0AA0		1	1 unit	41J
	Green	A	3SU1001-6AA40-0AA0		1	1 unit	41J
	Blue	A	3SU1001-6AA50-0AA0		1	1 unit	41J
	White	A	3SU1001-6AA60-0AA0		1	1 unit	41J
	Clear	A	3SU1001-6AA70-0AA0		1	1 unit	41J

SIRIUS ACT Pushbuttons and Indicator Lights

Actuators and Indicators, 22 mm, Plastic with Metal Front Ring, Matte Complete Units

Pushbuttons


Selection and ordering data


Supply voltage for light source		Color	Number of NO contacts	Number of NC contacts	DT	Screw terminals 	PU (UNIT, SET, M)	PS*	PG	
At AC	At DC									
V	V					Article No.	Price per PU			
Pushbuttons										
Pushbuttons with flat button, momentary contact										
	--	--	Black	1	0	A	3SU1130-0AB10-1BA0	1	1 unit	41J
				0	1	B	3SU1130-0AB10-1CA0	1	1 unit	41J
			Red	1	0	B	3SU1130-0AB20-1BA0	1	1 unit	41J
				0	1	A	3SU1130-0AB20-1CA0	1	1 unit	41J
			Yellow	1	0	B	3SU1130-0AB30-1BA0	1	1 unit	41J
			Green	1	0	A	3SU1130-0AB40-1BA0	1	1 unit	41J
			Blue	1	0	B	3SU1130-0AB50-1BA0	1	1 unit	41J
		White	1	0	B	3SU1130-0AB60-1BA0	1	1 unit	41J	
Pushbuttons with raised button, momentary contact										
	--	--	Red	0	1	B	3SU1130-0BB20-1CA0	1	1 unit	41J
Illuminated pushbuttons with flat button, momentary contact with integrated LED										
	24	24	Red	1	0	B	3SU1132-0AB20-1BA0	1	1 unit	41J
				0	1	B	3SU1132-0AB20-1CA0	1	1 unit	41J
			Yellow	1	0	B	3SU1132-0AB30-1BA0	1	1 unit	41J
			Green	1	0	A	3SU1132-0AB40-1BA0	1	1 unit	41J
			Blue	1	0	B	3SU1132-0AB50-1BA0	1	1 unit	41J
			White	1	0	A	3SU1132-0AB60-1BA0	1	1 unit	41J
			Clear	1	0	B	3SU1132-0AB70-1BA0	1	1 unit	41J
110	--	Red	0	1	B	3SU1133-0AB20-1CA0	1	1 unit	41J	
		Yellow	1	0	B	3SU1133-0AB30-1BA0	1	1 unit	41J	
		Green	1	0	B	3SU1133-0AB40-1BA0	1	1 unit	41J	
		Blue	1	0	B	3SU1133-0AB50-1BA0	1	1 unit	41J	
		White	1	0	B	3SU1133-0AB60-1BA0	1	1 unit	41J	
		Clear	1	0	B	3SU1133-0AB70-1BA0	1	1 unit	41J	

SIRIUS ACT Pushbuttons and Indicator Lights

Actuators and Indicators, 22 mm, Plastic with Metal Front Ring, Matte Complete Units



Pushbuttons

Supply voltage for light source		Color	Number of NO contacts	Number of NC contacts	DT	Screw terminals 	PU (UNIT, SET, M)	PS*	PG
At AC	At DC								
V	V					Article No.	Price per PU		

Pushbuttons**Illuminated pushbuttons with flat button, momentary contact with integrated LED**

3SU1136-0AB40-1BA0

230	--	Red	0	1	B	3SU1136-0AB20-1CA0	1	1 unit	41J
		Yellow	1	0	B	3SU1136-0AB30-1BA0	1	1 unit	41J
		Green	1	0	B	3SU1136-0AB40-1BA0	1	1 unit	41J
		Blue	1	0	B	3SU1136-0AB50-1BA0	1	1 unit	41J
		White	1	0	B	3SU1136-0AB60-1BA0	1	1 unit	41J
		Clear	1	0	B	3SU1136-0AB70-1BA0	1	1 unit	41J

Spring-type terminals **Pushbuttons with flat button, momentary contact**

3SU1130-0AB10-3BA0

--	--	Black	1	0	B	3SU1130-0AB10-3BA0	1	1 unit	41J
		Red	0	1	B	3SU1130-0AB20-3CA0	1	1 unit	41J
		Green	1	0	B	3SU1130-0AB40-3BA0	1	1 unit	41J

Illuminated pushbuttons with flat button, momentary contact with integrated LED

3SU1132-0AB30-3BA0


24	24	Red	0	1	B	3SU1132-0AB20-3CA0	1	1 unit	41J
		Yellow	1	0	B	3SU1132-0AB30-3BA0	1	1 unit	41J
		Green	1	0	B	3SU1132-0AB40-3BA0	1	1 unit	41J
		Blue	1	0	B	3SU1132-0AB50-3BA0	1	1 unit	41J
		White	1	0	B	3SU1132-0AB60-3BA0	1	1 unit	41J
		Clear	1	0	B	3SU1132-0AB70-3BA0	1	1 unit	41J

SIRIUS ACT Pushbuttons and Indicator Lights

Actuators and Indicators, 22 mm, Plastic with Metal Front Ring, Matte Complete Units


Mushroom pushbuttons / EMERGENCY STOP mushroom pushbuttons

Selection and ordering data

Unlatching method	Number of NO contacts	Number of NC contacts	DT	Screw terminals 	PU (UNIT, SET, M)	PS*	PG
				Article No.	Price per PU		

Mushroom pushbuttons


With red mushroom, diameter 40 mm, latching



3SU1130-1BA20-1CA0

Pull to unlatch	0	1	B	3SU1130-1BA20-1CA0	1	1 unit	41J
-----------------	---	---	---	--------------------	---	--------	-----

Selection and ordering data

Unlatching method	Number of NO contacts	Number of NC contacts	Marking	DT	Screw terminals 	PU (UNIT, SET, M)	PS*	PG
				Article No.	Price per PU			

EMERGENCY STOP mushroom pushbuttons, tamper-proof, in accordance with ISO 13850 and IEC 60947-5-5

With red mushroom, diameter 40 mm, with positive latching



3SU1100-1HA20-1CH0

Pull to unlatch	0	1	NOT-HALT	B	3SU1100-1HA20-1CH0	1	1 unit	41J
-----------------	---	---	----------	---	--------------------	---	--------	-----



3SU1100-1HB20-1CH0

Rotate to unlatch	0	1	None	B	3SU1100-1HB20-1CF0	1	1 unit	41J
	0	1	EMERGENCY STOP	B	3SU1100-1HB20-1CG0	1	1 unit	41J
	0	1	NOT-HALT	A	3SU1100-1HB20-1CH0	1	1 unit	41J
	0	1	ARRET D'URGENCE	B	3SU1100-1HB20-1CJ0	1	1 unit	41J



3SU1100-1HB20-3CH0













Rotate to unlatch	0	1	NOT-HALT	B	3SU1100-1HB20-3CH0	1	1 unit	41J
-------------------	---	---	----------	---	--------------------	---	--------	-----

Spring-type terminals

SIRIUS ACT Pushbuttons and Indicator Lights

Actuators and Indicators, 22 mm, Plastic with Metal Front Ring, Matte Complete Units

Selector switches**Selection and ordering data**


Operating principle	Color	Number of NO contacts	Number of NC contacts	DT	Screw terminals 		PU (UNIT, SET, M)	PS*	PG
					Article No.	Price per PU			
Selector switches									
Short black actuator, 2 switch positions, can be illuminated									
 Latching, 90° 	White	1	0	A	3SU1130-2BF60-1BA0 3SU1130-2BF60-1MA0		1	1 unit	41J
		1	1	A			1	1 unit	41J
Short black actuator, 3 switch positions, can be illuminated									
 Momentary contact, 2x45° 		2	0	B	3SU1130-2BM60-1NA0		1	1 unit	41J
3SU1130-2BF60-1BA0 Latching, 2x45° 		2	0	A	3SU1130-2BL60-1NA0		1	1 unit	41J
Short black actuator, 2 switch positions, can be illuminated									
Spring-type terminals 									
 Latching, 90° 	White	1	0	B	3SU1130-2BF60-3BA0 3SU1130-2BF60-3MA0		1	1 unit	41J
		1	1	B			1	1 unit	41J
Short black actuator, 3 switch positions, can be illuminated									
 Momentary contact, 2x45° 	White	2	0	B	3SU1130-2BM60-3NA0		1	1 unit	41J
3SU1130-2BL60-1NA0 Latching, 2x45° 		2	0	B	3SU1130-2BL60-3NA0		1	1 unit	41J

SIRIUS ACT Pushbuttons and Indicator Lights








Actuators and Indicators, 22 mm, Plastic with Metal Front Ring, Matte Complete Units

Key-operated switches

Selection and ordering data

Operating principle	Switch position for key removal	Number of NO contacts	Number of NC contacts	DT	Screw terminals 	PU (UNIT, SET, M)	PS*	PG
					Article No.	Price per PU		

Key-operated switches with 2 keys







 <p>3SU1130-4BF11-1BA0</p>	With Ronis lock, SB30, 2 switch positions (O+I) Latching, 90° (10:30/1:30 o'clock)		O+I	1	0	B	3SU1130-4BF11-1BA0	1	1 unit	41J
										
 <p>3SU1130-4BL11-1NA0</p>	With Ronis lock, SB30, 3 switch positions (I+O+II) Latching, 2x45° (10:30/1:30 o'clock)		O+I	2	0	B	3SU1130-4BL11-1NA0	1	1 unit	41J
										
 <p>3SU1130-4BF11-3BA0</p>	With Ronis lock, SB30, 2 switch positions (O+I) Latching, 90° (10:30/1:30 o'clock)		O+I	1	0	B	Spring-type terminals 	1	1 unit	41J
										

SIRIUS ACT Pushbuttons and Indicator Lights

Actuators and Indicators, 22 mm, Plastic with Metal Front Ring, Matte

Complete Units

Indicator lights**Selection and ordering data**

Indicator lights	Operational voltage		Color		DT	Screw terminals	PU (UNIT, SET, M)	PS*	PG
	at AC, rated value	at DC, rated value	of actuating element	of light source					
V						Article No.	Price per PU		
With smooth lens and integrated LED									
	24	24	Red	Red	A	3SU1102-6AA20-1AA0	1	1 unit	41J
			Yellow	Yellow	A	3SU1102-6AA30-1AA0	1	1 unit	41J
			Green	Green	A	3SU1102-6AA40-1AA0	1	1 unit	41J
			Blue	Blue	A	3SU1102-6AA50-1AA0	1	1 unit	41J
			White	White	A	3SU1102-6AA60-1AA0	1	1 unit	41J
			Clear	White	A	3SU1102-6AA70-1AA0	1	1 unit	41J
3SU1102-6AA30-1AA0									
	110	--	Amber	Amber	B	3SU1103-6AA00-1AA0	1	1 unit	41J
			Red	Red	A	3SU1103-6AA20-1AA0	1	1 unit	41J
			Yellow	Yellow	A	3SU1103-6AA30-1AA0	1	1 unit	41J
			Green	Green	A	3SU1103-6AA40-1AA0	1	1 unit	41J
			Blue	Blue	B	3SU1103-6AA50-1AA0	1	1 unit	41J
			White	White	A	3SU1103-6AA60-1AA0	1	1 unit	41J
			Clear	White	B	3SU1103-6AA70-1AA0	1	1 unit	41J
3SU1103-6AA00-1AA0									
	230	--	Amber	Amber	B	3SU1106-6AA00-1AA0	1	1 unit	41J
			Red	Red	A	3SU1106-6AA20-1AA0	1	1 unit	41J
			Yellow	Yellow	A	3SU1106-6AA30-1AA0	1	1 unit	41J
			Green	Green	A	3SU1106-6AA40-1AA0	1	1 unit	41J
			Blue	Blue	B	3SU1106-6AA50-1AA0	1	1 unit	41J
			White	White	A	3SU1106-6AA60-1AA0	1	1 unit	41J
			Clear	White	B	3SU1106-6AA70-1AA0	1	1 unit	41J
3SU1106-6AA50-1AA0									
						Spring-type terminals			
	24	24	Red	Red	B	3SU1102-6AA20-3AA0	1	1 unit	41J
			Yellow	Yellow	B	3SU1102-6AA30-3AA0	1	1 unit	41J
			Green	Green	B	3SU1102-6AA40-3AA0	1	1 unit	41J
			Blue	Blue	B	3SU1102-6AA50-3AA0	1	1 unit	41J
			White	White	B	3SU1102-6AA60-3AA0	1	1 unit	41J
			Clear	White	B	3SU1102-6AA70-3AA0	1	1 unit	41J
3SU1102-6AA20-3AA0									
	110	--	Red	Red	B	3SU1103-6AA20-3AA0	1	1 unit	41J
			Yellow	Yellow	B	3SU1103-6AA30-3AA0	1	1 unit	41J
			Green	Green	B	3SU1103-6AA40-3AA0	1	1 unit	41J
			Blue	Blue	B	3SU1103-6AA50-3AA0	1	1 unit	41J
			White	White	B	3SU1103-6AA60-3AA0	1	1 unit	41J
			Clear	White	B	3SU1103-6AA70-3AA0	1	1 unit	41J
3SU1102-6AA40-3AA0									
	230	--	Red	Red	B	3SU1106-6AA20-3AA0	1	1 unit	41J
			Yellow	Yellow	B	3SU1106-6AA30-3AA0	1	1 unit	41J
			Green	Green	B	3SU1106-6AA40-3AA0	1	1 unit	41J
			Blue	Blue	B	3SU1106-6AA50-3AA0	1	1 unit	41J
			White	White	B	3SU1106-6AA60-3AA0	1	1 unit	41J
			Clear	White	B	3SU1106-6AA70-3AA0	1	1 unit	41J
3SU1106-6AA60-3AA0									

SIRIUS ACT Pushbuttons and Indicator Lights

Actuators and Indicators, 22 mm, Plastic with Metal Front Ring, Matte Compact Units

Sensor switches / Pushbuttons with extended stroke

Selection and ordering data

Operating principle	Number of NO contacts	Number of NC contacts	Color	DT	M12 connector, 4-pin	PU (UNIT, SET, M)	PS*	PG
					Article No.	Price per PU		

Sensor switches



3SU1200-1SK10-2SA0

Whether integrated in the two-hand operation console or installed as a door opening contact, the capacitive sensor switch is suitable for many different applications in industrial environments.

The switch is actuated by simple contact with the hand or other part of the body (i.e. without the application of pressure). As a result, these switches are rugged, extremely durable and have the highest possible degree of protection (IP69K).

Without pressure 1 0 Black A

3SU1200-1SK10-2SA0

1 1 unit 41J

Selection and ordering data

Version	Color	DT	Article No.	Price per PU	PU (UNIT, SET, M)	PS*	PG
---------	-------	----	-------------	--------------	-------------------	-----	----

Pushbuttons with extended stroke



3SU1230-0EB40-0AA0

Pushbuttons with flat button

Red

B

3SU1230-0EB20-0AA0


1 1 unit 41J

Green

B

3SU1230-0EB40-0AA0

1 1 unit 41J



3SU1230-0FB10-0AA0


Pushbuttons with raised button

Black

B

3SU1230-0FB10-0AA0

1 1 unit 41J



3SU1231-0EB20-0AA0

Illuminated pushbuttons with flat button

Red

B

3SU1231-0EB20-0AA0

1 1 unit 41J

Clear

B

3SU1231-0EB70-0AA0

1 1 unit 41J

Version	Material	Color	DT	Article No.	Price per PU	PU (UNIT, SET, M)	PS*	PG
---------	----------	-------	----	-------------	--------------	-------------------	-----	----

Accessories



3SU1900-0KG10-0AA0

Extension plungers
Plastic
Black
A

For compensation of the distance between the pushbutton and the unlatching button of an overload relay

3SU1900-0KG10-0AA0





1 1 unit 41J

SIRIUS ACT Pushbuttons and Indicator Lights

Actuators and Indicators, 22 mm, Plastic with Metal Front Ring, Matte
Actuating and Signaling Elements

Pushbuttons

Selection and ordering data

Version of actuating element Front ring version	Operating principle Unlatching method	Color, marking	DT	Article No.	Price per PU	PU (UNIT, SET, M)	PS*	PG
Pushbuttons								
 3SU1030-0AB50-0AR0	Pushbuttons with flat button Standard	Momentary contact	Black	A	3SU1030-0AB10-0AA0	1	1 unit	41J
			Black, "O"	B	3SU1030-0AB10-0AD0	1	1 unit	41J
			Red	A	3SU1030-0AB20-0AA0	1	1 unit	41J
			Red, "O"	B	3SU1030-0AB20-0AD0	1	1 unit	41J
			Red, "AUTO"	B	3SU1030-0AB20-0AQ0	1	1 unit	41J
			Yellow	B	3SU1030-0AB30-0AA0	1	1 unit	41J
			Green	A	3SU1030-0AB40-0AA0	1	1 unit	41J
			Green, "I"	B	3SU1030-0AB40-0AC0	1	1 unit	41J
			Blue	A	3SU1030-0AB50-0AA0	1	1 unit	41J
			Blue, "R"	B	3SU1030-0AB50-0AR0	1	1 unit	41J
			White	A	3SU1030-0AB60-0AA0	1	1 unit	41J
			White, "I"	B	3SU1030-0AB60-0AC0	1	1 unit	41J
			Clear	A	3SU1030-0AB70-0AA0	1	1 unit	41J
			Gray	B	3SU1030-0AB80-0AA0	1	1 unit	41J
 3SU1030-0AA40-0AA0	Latching Push to unlatch	Black	B	3SU1030-0AA10-0AA0	1	1 unit	41J	
		Red	B	3SU1030-0AA20-0AA0	1	1 unit	41J	
		Yellow	B	3SU1030-0AA30-0AA0	1	1 unit	41J	
		Green	B	3SU1030-0AA40-0AA0	1	1 unit	41J	
		Blue	B	3SU1030-0AA50-0AA0	1	1 unit	41J	
		White	B	3SU1030-0AA60-0AA0	1	1 unit	41J	
 3SU1030-0BB20-0AA0	Pushbuttons with raised button Standard	Momentary contact	Black	B	3SU1030-0BB10-0AA0	1	1 unit	41J
			Red	B	3SU1030-0BB20-0AA0	1	1 unit	41J
			Yellow	B	3SU1030-0BB30-0AA0	1	1 unit	41J
			Green	B	3SU1030-0BB40-0AA0	1	1 unit	41J
			Blue	B	3SU1030-0BB50-0AA0	1	1 unit	41J
			White	B	3SU1030-0BB60-0AA0	1	1 unit	41J
 3SU1030-0CB30-0AA0	Pushbuttons with flat button Raised	Momentary contact	Black	B	3SU1030-0CB10-0AA0	1	1 unit	41J
			Red	B	3SU1030-0CB20-0AA0	1	1 unit	41J
			Yellow	B	3SU1030-0CB30-0AA0	1	1 unit	41J
			Green	B	3SU1030-0CB40-0AA0	1	1 unit	41J
			Blue	B	3SU1030-0CB50-0AA0	1	1 unit	41J
			White	B	3SU1030-0CB60-0AA0	1	1 unit	41J

SIRIUS ACT Pushbuttons and Indicator Lights

Actuators and Indicators, 22 mm, Plastic with Metal Front Ring, Matte Actuating and Signaling Elements

Pushbuttons



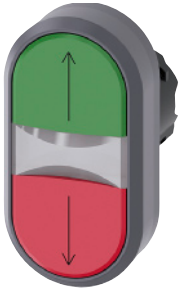

Version of actuating element Front ring version	Operating principle Unlatching method	Color	DT	Article No.	Price per PU	PU (UNIT, SET, M)	PS*	PG	
Pushbuttons									
 3SU1031-0AB20-0AA0	Illuminated pushbuttons with flat button Standard	Momentary contact	Amber	B	3SU1031-0AB00-0AA0		1	1 unit	41J
			Red	A	3SU1031-0AB20-0AA0		1	1 unit	41J
			Yellow	A	3SU1031-0AB30-0AA0		1	1 unit	41J
			Green	A	3SU1031-0AB40-0AA0		1	1 unit	41J
			Blue	A	3SU1031-0AB50-0AA0		1	1 unit	41J
			White	A	3SU1031-0AB60-0AA0		1	1 unit	41J
			Clear	A	3SU1031-0AB70-0AA0		1	1 unit	41J
 3SU1031-0AA50-0AA0		Latching	Red	B	3SU1031-0AA20-0AA0		1	1 unit	41J
		Push to unlatch	Yellow	B	3SU1031-0AA30-0AA0		1	1 unit	41J
			Green	B	3SU1031-0AA40-0AA0		1	1 unit	41J
			Blue	B	3SU1031-0AA50-0AA0		1	1 unit	41J
			White	B	3SU1031-0AA60-0AA0		1	1 unit	41J
			Clear	B	3SU1031-0AA70-0AA0		1	1 unit	41J
 3SU1031-0BB40-0AA0	Illuminated pushbuttons with raised button Standard	Momentary contact	Red	B	3SU1031-0BB20-0AA0		1	1 unit	41J
			Yellow	B	3SU1031-0BB30-0AA0		1	1 unit	41J
			Green	B	3SU1031-0BB40-0AA0		1	1 unit	41J
			Blue	B	3SU1031-0BB50-0AA0		1	1 unit	41J
			Clear	B	3SU1031-0BB70-0AA0		1	1 unit	41J

SIRIUS ACT Pushbuttons and Indicator Lights

Actuators and Indicators, 22 mm, Plastic with Metal Front Ring, Matte
Actuating and Signaling Elements

Twin pushbuttons

Selection and ordering data

Version of actuating element	Operating principle	Color	Marking	DT	Article No.	Price per PU	PU (UNIT, SET, M)	PS*	PG	
Twin pushbuttons										
	Twin pushbuttons flat, flat	Momentary contact	Green / Red	--	B	3SU1030-3AB42-0AA0		1	1 unit	41J
				"I" / "O"	A	3SU1030-3AB42-0AK0		1	1 unit	41J
			White / Black	--	B	3SU1030-3AB61-0AA0		1	1 unit	41J
				"I" / "O"	B	3SU1030-3AB61-0AK0		1	1 unit	41J
			White / White	--	B	3SU1030-3AB66-0AA0		1	1 unit	41J
	Arrows, vert.	B	3SU1030-3AB66-0AN0		1	1 unit	41J			
	Black / Black	--	B	3SU1030-3AB11-0AA0		1	1 unit	41J		
	Symbol No. 5264 / 5265 (IEC 60417)	B	3SU1030-3AB11-0AQ0		1	1 unit	41J			
Twin pushbuttons flat, raised										
	Twin pushbuttons flat, raised	Momentary contact	Green / Red	--	B	3SU1030-3BB42-0AA0		1	1 unit	41J
				"I" / "O"	B	3SU1030-3BB42-0AK0		1	1 unit	41J
Twin pushbuttons flat, flat, illuminated										
	Twin pushbuttons flat, flat, illuminated	Momentary contact	Green / Red	--	B	3SU1031-3AB42-0AA0		1	1 unit	41J
				"I" / "O"	A	3SU1031-3AB42-0AK0		1	1 unit	41J
				Arrows, vert.	B	3SU1031-3AB42-0AN0		1	1 unit	41J
			White / Black	--	B	3SU1031-3AB61-0AA0		1	1 unit	41J
				"I" / "O"	B	3SU1031-3AB61-0AK0		1	1 unit	41J
	White / White	--	B	3SU1031-3AB66-0AA0		1	1 unit	41J		
	Arrows, vert.	B	3SU1031-3AB66-0AN0		1	1 unit	41J			
Twin pushbuttons flat, raised, illuminated										
	Twin pushbuttons flat, raised, illuminated	Momentary contact	Green / Red	--	B	3SU1031-3BB42-0AA0		1	1 unit	41J
				"I" / "O"	B	3SU1031-3BB42-0AK0		1	1 unit	41J
			White / Black	--	B	3SU1031-3BB61-0AA0		1	1 unit	41J
	"I" / "O"	B	3SU1031-3BB61-0AK0		1	1 unit	41J			






3SU1031-3BB61-0AA0

SIRIUS ACT Pushbuttons and Indicator Lights

Actuators and Indicators, 22 mm, Plastic with Metal Front Ring, Matte Actuating and Signaling Elements

Mushroom pushbuttons

Selection and ordering data

Version of actuating element	Operating principle Unlatching method	Color	DT	Article No.	Price per PU	PU (UNIT, SET, M)	PS*	PG
Mushroom pushbuttons								
	Momentary contact	Black	B	3SU1030-1AD10-0AA0		1	1 unit	41J
		Red	B	3SU1030-1AD20-0AA0		1	1 unit	41J
		Yellow	B	3SU1030-1AD30-0AA0		1	1 unit	41J
		Green	B	3SU1030-1AD40-0AA0		1	1 unit	41J
	Latching	Black	B	3SU1030-1AA10-0AA0		1	1 unit	41J
	Pull to unlatch	Red	B	3SU1030-1AA20-0AA0		1	1 unit	41J
3SU1030-1AD20-0AA0								
	Momentary contact	Black	B	3SU1030-1BD10-0AA0		1	1 unit	41J
		Red	B	3SU1030-1BD20-0AA0		1	1 unit	41J
		Yellow	B	3SU1030-1BD30-0AA0		1	1 unit	41J
		Green	B	3SU1030-1BD40-0AA0		1	1 unit	41J
	Latching	Black	A	3SU1030-1BA10-0AA0		1	1 unit	41J
	Pull to unlatch	Red	A	3SU1030-1BA20-0AA0		1	1 unit	41J
		Red, "O"	B	3SU1030-1BA20-0AD0		1	1 unit	41J
3SU1030-1BD40-0AA0								
	Momentary contact	Yellow	B	3SU1031-1AD30-0AA0		1	1 unit	41J
		Green	B	3SU1031-1AD40-0AA0		1	1 unit	41J
		White	B	3SU1031-1AD60-0AA0		1	1 unit	41J
		Clear	B	3SU1031-1AD70-0AA0		1	1 unit	41J
	Latching	Red	B	3SU1031-1AA20-0AA0		1	1 unit	41J
	Pull to unlatch	Yellow	B	3SU1031-1AA30-0AA0		1	1 unit	41J
3SU1031-1AD30-0AA0								
	Momentary contact	Yellow	B	3SU1031-1BD30-0AA0		1	1 unit	41J
		Green	B	3SU1031-1BD40-0AA0		1	1 unit	41J
		White	B	3SU1031-1BD60-0AA0		1	1 unit	41J
		Clear	B	3SU1031-1BD70-0AA0		1	1 unit	41J
	Latching	Red	B	3SU1031-1BA20-0AA0		1	1 unit	41J
	Pull to unlatch	Yellow	B	3SU1031-1BA30-0AA0		1	1 unit	41J
3SU1031-1BD60-0AA0								
	With positive latching, tamper-proof	Black	A	3SU1000-1HB10-0AA0		1	1 unit	41J
	Rotate to unlatch	Blue	B	3SU1000-1HB50-0AA0		1	1 unit	41J
3SU1000-1HB50-0AA0								

SIRIUS ACT Pushbuttons and Indicator LightsActuators and Indicators, 22 mm, Plastic with Metal Front Ring, Matte
Actuating and Signaling Elements**EMERGENCY STOP mushroom pushbuttons****Selection and ordering data**

Version of actuating element	Outer diameter of mushroom mm	Make of lock	Color	DT	Article No.	Price per PU	PU (UNIT, SET, M)	PS*	PG
EMERGENCY STOP mushroom pushbuttons									
With pull-to-unlatch mechanism									
 3SU1000-1HA20-0AA0	Tamper-proof, 2 positions 40	--	Red	A	3SU1000-1HA20-0AA0		1	1 unit	41J
With rotate-to-unlatch mechanism									
 3SU1000-1GB20-0AA0	Tamper-proof, 2 positions 33.8	--	Red	A	3SU1000-1GB20-0AA0		1	1 unit	41J
 3SU1000-1HB20-0AA0	40	--	Red	A	3SU1000-1HB20-0AA0		1	1 unit	41J
 3SU1000-1JB20-0AA0	60	--	Red	A	3SU1000-1JB20-0AA0		1	1 unit	41J
With rotate-to-unlatch mechanism, can be illuminated									
 3SU1001-1HB20-0AA0	Tamper-proof, 2 positions 33.4	--	Red	B	3SU1001-1GB20-0AA0		1	1 unit	41J
	40	--	Red	A	3SU1001-1HB20-0AA0		1	1 unit	41J
	60	--	Red	B	3SU1001-1JB20-0AA0		1	1 unit	41J

SIRIUS ACT Pushbuttons and Indicator Lights





Actuators and Indicators, 22 mm, Plastic with Metal Front Ring, Matte Actuating and Signaling Elements

EMERGENCY STOP mushroom pushbuttons

Version of actuating element	Outer diameter of mushroom mm	Make of lock	Color	DT	Article No.	Price per PU	PU (UNIT, SET, M)	PS*	PG
------------------------------	----------------------------------	--------------	-------	----	-------------	--------------	-------------------	-----	----

EMERGENCY STOP mushroom pushbuttons

With key-operated release

	Tamper-proof, 2 positions	40	RONIS SB30	Red	A	3SU1000-1HF20-0AA0	1	1 unit	41J
			RONIS 455	Red	B	3SU1000-1HG20-0AA0	1	1 unit	41J
			BKS S1	Red	A	3SU1000-1HK20-0AA0	1	1 unit	41J
			BKS E7	Red	B	3SU1000-1HM20-0AA0	1	1 unit	41J
			BKS E9	Red	B	3SU1000-1HN20-0AA0	1	1 unit	41J
			O.M.R. 73037	Red	A	3SU1000-1HQ20-0AA0	1	1 unit	41J
			CES SSG10	Red	A	3SU1000-1HR20-0AA0	1	1 unit	41J
			CES SSP9	Red	A	3SU1000-1HS20-0AA0	1	1 unit	41J
			CES SMS1	Red	B	3SU1000-1HT20-0AA0	1	1 unit	41J

3SU1000-1HR20-0AA0

SIRIUS ACT Pushbuttons and Indicator LightsActuators and Indicators, 22 mm, Plastic with Metal Front Ring, Matte
Actuating and Signaling Elements**Selector switches****Selection and ordering data**

Version of actuating element	Operating principle	Color	DT	Article No.	Price per PU	PU (UNIT, SET, M)	PS*	PG	
Selector switches									
2 switch positions (O+I), can be illuminated									
	Selector, short black actuator	Momentary contact, 45° (10:30/12 o'clock), reset from center to left 	Red	B	3SU1032-2BC20-0AA0		1	1 unit	41J
			Yellow	B	3SU1032-2BC30-0AA0		1	1 unit	41J
			Green	B	3SU1032-2BC40-0AA0		1	1 unit	41J
			Blue	B	3SU1032-2BC50-0AA0		1	1 unit	41J
			White	B	3SU1032-2BC60-0AA0		1	1 unit	41J
	Selector, short black actuator	Latching, 90° (10:30/1:30 o'clock) 	Red	B	3SU1032-2BF20-0AA0		1	1 unit	41J
			Yellow	B	3SU1032-2BF30-0AA0		1	1 unit	41J
			Green	A	3SU1032-2BF40-0AA0		1	1 unit	41J
			Blue	B	3SU1032-2BF50-0AA0		1	1 unit	41J
			White	A	3SU1032-2BF60-0AA0		1	1 unit	41J
	Selector, long black actuator	Latching, 90° (10:30/1:30 o'clock) 	Red	B	3SU1032-2CF20-0AA0		1	1 unit	41J
			White	B	3SU1032-2CF60-0AA0		1	1 unit	41J
	Rotary knob	Latching, 90° (10:30/1:30 o'clock) 	Red	B	3SU1032-2AF20-0AA0		1	1 unit	41J
			White	B	3SU1032-2AF60-0AA0		1	1 unit	41J

3SU1032-2BC40-0AA0

3SU1032-2BF30-0AA0

3SU1032-2CF60-0AA0

3SU1032-2AF20-0AA0

SIRIUS ACT Pushbuttons and Indicator Lights

Actuators and Indicators, 22 mm, Plastic with Metal Front Ring, Matte









Actuating and Signaling Elements

Selector switches

Version of actuating element	Operating principle	Color	DT	Article No.	Price per PU	PU (UNIT, SET, M)	PS*	PG
------------------------------	---------------------	-------	----	-------------	--------------	-------------------	-----	----

Selector switches

3 switch positions (I+O+II), can be illuminated





 3SU1032-2BM60-0AA0	Selector, short black actuator Momentary contact, 2x45° (10:30/12/1:30 o'clock), reset from left + right 	Red	B	3SU1032-2BM20-0AA0		1	1 unit	41J
		Yellow	B	3SU1032-2BM30-0AA0		1	1 unit	41J
		Green	B	3SU1032-2BM40-0AA0		1	1 unit	41J
		Blue	B	3SU1032-2BM50-0AA0		1	1 unit	41J
		White	A	3SU1032-2BM60-0AA0		1	1 unit	41J
 3SU1032-2BL20-0AA0	Latching, 2x45° (10:30/12/1:30 o'clock) 	Red	B	3SU1032-2BL20-0AA0		1	1 unit	41J
		Yellow	B	3SU1032-2BL30-0AA0		1	1 unit	41J
		Green	A	3SU1032-2BL40-0AA0		1	1 unit	41J
		Blue	B	3SU1032-2BL50-0AA0		1	1 unit	41J
		White	A	3SU1032-2BL60-0AA0		1	1 unit	41J
 3SU1032-2BP40-0AA0	Momentary contact/latching, 2x45° (10:30/12/1:30 o'clock), reset from left, latching to the right 	Red	B	3SU1032-2BP20-0AA0		1	1 unit	41J
		Yellow	B	3SU1032-2BP30-0AA0		1	1 unit	41J
		Green	B	3SU1032-2BP40-0AA0		1	1 unit	41J
		Blue	B	3SU1032-2BP50-0AA0		1	1 unit	41J
		White	A	3SU1032-2BP60-0AA0		1	1 unit	41J
 3SU1032-2BN30-0AA0	Latching/momentary contact, 2x45° (10:30/12/1:30 o'clock), reset from right, latching to the left 	Red	B	3SU1032-2BN20-0AA0		1	1 unit	41J
		Yellow	B	3SU1032-2BN30-0AA0		1	1 unit	41J
		Green	B	3SU1032-2BN40-0AA0		1	1 unit	41J
		Blue	B	3SU1032-2BN50-0AA0		1	1 unit	41J
		White	B	3SU1032-2BN60-0AA0		1	1 unit	41J

SIRIUS ACT Pushbuttons and Indicator Lights

Actuators and Indicators, 22 mm, Plastic with Metal Front Ring, Matte
Actuating and Signaling Elements

Key-operated switches

Selection and ordering data

Operating principle	Make of lock	Switch position for key removal	Number of keys	DT	Article No.	Price per PU	PU (UNIT, SET, M)	PS*	PG
Key-operated switches									
2 switch positions (O+I)									
 <p>Momentary contact, 45° (10:30/12 o'clock), reset from center to left</p> <p>3SU1030-4BC01-0AA0</p>	RONIS, SB30	O	2	A	3SU1030-4BC01-0AA0		1	1 unit	41J
	RONIS, 455	O	2	B	3SU1030-4CC01-0AA0		1	1 unit	41J
	O.M.R. 73037, red	O	2	B	3SU1030-4FC01-0AA0		1	1 unit	41J
	O.M.R. 73038, light blue	O	2	B	3SU1030-4GC01-0AA0		1	1 unit	41J
	O.M.R. 73034, black	O	2	B	3SU1030-4HC01-0AA0		1	1 unit	41J
	O.M.R. 73033, yellow	O	2	B	3SU1030-4JC01-0AA0		1	1 unit	41J
	CES, SSG10	O	2	A	3SU1030-5BC01-0AA0		1	1 unit	41J
	CES, LSG1	O	2	B	3SU1030-5HC01-0AA0		1	1 unit	41J
	BKS, S1	O	2	A	3SU1030-5PC01-0AA0		1	1 unit	41J
	IKON, 360012K1	O	2	B	3SU1030-5XC01-0AA0		1	1 unit	41J
 <p>Latching, 90° (10:30/1:30 o'clock)</p> <p>3SU1030-4BF01-0AA0</p>	RONIS, SB30	O	2	A	3SU1030-4BF01-0AA0		1	1 unit	41J
		O+I	2	A	3SU1030-4BF11-0AA0		1	1 unit	41J
		I	2	B	3SU1030-4BF21-0AA0		1	1 unit	41J
	RONIS, 455	O	2	B	3SU1030-4CF01-0AA0		1	1 unit	41J
		O+I	2	B	3SU1030-4CF11-0AA0		1	1 unit	41J
 <p>3SU1030-4FF01-0AA0</p>	O.M.R. 73037, red	O	2	B	3SU1030-4FF01-0AA0		1	1 unit	41J
		O+I	2	B	3SU1030-4FF11-0AA0		1	1 unit	41J
	O.M.R. 73038, light blue	O	2	B	3SU1030-4GF01-0AA0		1	1 unit	41J
		O+I	2	B	3SU1030-4GF11-0AA0		1	1 unit	41J
	O.M.R. 73034, black	O	2	B	3SU1030-4HF01-0AA0		1	1 unit	41J
		O+I	2	B	3SU1030-4HF11-0AA0		1	1 unit	41J
		I	2	B	3SU1030-4HF21-0AA0		1	1 unit	41J
	O.M.R. 73033, yellow	O	2	B	3SU1030-4JF01-0AA0		1	1 unit	41J
		O+I	2	B	3SU1030-4JF11-0AA0		1	1 unit	41J
 <p>3SU1030-5BF01-0AA0</p>	CES, SSG10	O	2	A	3SU1030-5BF01-0AA0		1	1 unit	41J
		O+I	2	A	3SU1030-5BF11-0AA0		1	1 unit	41J
		I	2	B	3SU1030-5BF21-0AA0		1	1 unit	41J
	CES, LSG1	O	2	B	3SU1030-5HF01-0AA0		1	1 unit	41J
		O+I	2	B	3SU1030-5HF11-0AA0		1	1 unit	41J
 <p>3SU1030-5PF01-0AA0</p>	BKS, S1	O	2	B	3SU1030-5PF01-0AA0		1	1 unit	41J
		O+I	2	B	3SU1030-5PF11-0AA0		1	1 unit	41J
		I	2	B	3SU1030-5PF21-0AA0		1	1 unit	41J
	BKS, E1	O	1	B	3SU1030-5QF01-0AA0		1	1 unit	41J
		O+I	1	B	3SU1030-5QF11-0AA0		1	1 unit	41J
	BKS, E2	O	1	A	3SU1030-5RF01-0AA0		1	1 unit	41J
		O+I	1	B	3SU1030-5RF11-0AA0		1	1 unit	41J
	BKS, E7	O	1	A	3SU1030-5SF01-0AA0		1	1 unit	41J
		O+I	1	A	3SU1030-5SF11-0AA0		1	1 unit	41J
	BKS, E9	O	1	B	3SU1030-5TF01-0AA0		1	1 unit	41J
	O+I	1	B	3SU1030-5TF11-0AA0		1	1 unit	41J	
<p>3SU1030-5XF01-0AA0</p>	IKON, 360012K1	O	2	A	3SU1030-5XF01-0AA0		1	1 unit	41J
		O+I	2	B	3SU1030-5XF11-0AA0		1	1 unit	41J

SIRIUS ACT Pushbuttons and Indicator Lights

Actuators and Indicators, 22 mm, Plastic with Metal Front Ring, Matte

Actuating and Signaling Elements

Key-operated switches

Operating principle	Make of lock	Switch position for key removal	Number of keys	DT	Article No.	Price per PU	PU (UNIT, SET, M)	PS*	PG
---------------------	--------------	---------------------------------	----------------	----	-------------	--------------	-------------------	-----	----

Key-operated switches

3 switch positions (I+O+II)



3SU1030-4BM01-0AA0

Momentary contact, 2x45° (10:30/12/1:30 o'clock), reset from left + right



Latching, 2x45° (10:30/12/1:30 o'clock)



3SU1030-4JL11-0AA0



3SU1030-5BL41-0AA0








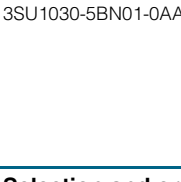
3SU1030-5PL01-0AA0

Momentary contact, 2x45° (10:30/12/1:30 o'clock), reset from left + right	RONIS, SB30	O	2	B	3SU1030-4BM01-0AA0		1	1 unit	41J	
	O.M.R. 73037, red	O	2	B	3SU1030-4FM01-0AA0		1	1 unit	41J	
	O.M.R. 73034, black	O	2	B	3SU1030-4HM01-0AA0		1	1 unit	41J	
	CES, SSG10	O	2	A	3SU1030-5BM01-0AA0		1	1 unit	41J	
	BKS, S1	O	2	B	3SU1030-5PM01-0AA0		1	1 unit	41J	
	IKON, 360012K1	O	2	B	3SU1030-5XM01-0AA0		1	1 unit	41J	
	Latching, 2x45° (10:30/12/1:30 o'clock)	RONIS, SB30	O	2	B	3SU1030-4BL01-0AA0		1	1 unit	41J
		I+O+II	2	A	3SU1030-4BL11-0AA0		1	1 unit	41J	
		I	2	B	3SU1030-4BL21-0AA0		1	1 unit	41J	
		II (right)	2	B	3SU1030-4BL31-0AA0		1	1 unit	41J	
I+II		2	B	3SU1030-4BL41-0AA0		1	1 unit	41J		
O+I (center, left)		2	B	3SU1030-4BL51-0AA0		1	1 unit	41J		
RONIS, 455		O	2	B	3SU1030-4CL01-0AA0		1	1 unit	41J	
I+O+II		2	B	3SU1030-4CL11-0AA0		1	1 unit	41J		
O.M.R. 73037, red		O	2	B	3SU1030-4FL01-0AA0		1	1 unit	41J	
O+I (center, left)		2	B	3SU1030-4FL51-0AA0		1	1 unit	41J		
Latching, 2x45° (10:30/12/1:30 o'clock)	O.M.R. 73038, light blue	O	2	B	3SU1030-4GL01-0AA0		1	1 unit	41J	
	I+O+II	2	B	3SU1030-4GL11-0AA0		1	1 unit	41J		
	O.M.R. 73034, black	O	2	B	3SU1030-4HL01-0AA0		1	1 unit	41J	
	I+O+II	2	B	3SU1030-4HL11-0AA0		1	1 unit	41J		
	O.M.R. 73033, yellow	I+O+II	2	B	3SU1030-4JL11-0AA0		1	1 unit	41J	
	Latching, 2x45° (10:30/12/1:30 o'clock)	CES, SSG10	O	2	B	3SU1030-5BL01-0AA0		1	1 unit	41J
		I+O+II	2	A	3SU1030-5BL11-0AA0		1	1 unit	41J	
		I	2	B	3SU1030-5BL21-0AA0		1	1 unit	41J	
		II (right)	2	B	3SU1030-5BL31-0AA0		1	1 unit	41J	
		I+II (left, right)	2	B	3SU1030-5BL41-0AA0		1	1 unit	41J	
O+I (center, left)		2	B	3SU1030-5BL51-0AA0		1	1 unit	41J		
Latching, 2x45° (10:30/12/1:30 o'clock)		BKS, S1	O	2	B	3SU1030-5PL01-0AA0		1	1 unit	41J
		I+O+II	2	B	3SU1030-5PL11-0AA0		1	1 unit	41J	
		I	2	B	3SU1030-5PL21-0AA0		1	1 unit	41J	
		II (right)	2	B	3SU1030-5PL31-0AA0		1	1 unit	41J	
	I+II (left, right)	2	B	3SU1030-5PL41-0AA0		1	1 unit	41J		
	BKS, E2	I+O+II	1	B	3SU1030-5RL11-0AA0		1	1 unit	41J	
	BKS, E9	I+O+II	1	B	3SU1030-5TL11-0AA0		1	1 unit	41J	
	Latching, 2x45° (10:30/12/1:30 o'clock)	IKON, 360012K1	O	2	B	3SU1030-5XL01-0AA0		1	1 unit	41J
		I+O+II	2	B	3SU1030-5XL11-0AA0		1	1 unit	41J	

SIRIUS ACT Pushbuttons and Indicator Lights

Actuators and Indicators, 22 mm, Plastic with Metal Front Ring, Matte
Actuating and Signaling Elements

Key-operated switches / ID key-operated switches

Operating principle	Make of lock	Switch position for key removal	Number of keys	DT	Article No.	Price per PU	PU (UNIT, SET, M)	PS*	PG	
Key-operated switches										
3 switch positions (I+O+II)										
 <p>3SU1030-4BP01-0AA0</p>	Momentary contact/latching, 2x45° (10:30/12/1:30 o'clock), reset from left, latching to the right	RONIS, SB30	O	2	B	3SU1030-4BP01-0AA0 3SU1030-4BP31-0AA0 3SU1030-4BP61-0AA0	1	1 unit	41J	
			II (right)	2	B		1	1 unit	41J	
			O + II (center, right)	2	B		1	1 unit	41J	
	 <p>3SU1030-5BN01-0AA0</p>	Latching/momentary contact, 2x45° (10:30/12/1:30 o'clock), reset from right, latching to the left	RONIS, SB30	O	2	B	3SU1030-5BP01-0AA0 3SU1030-5BP31-0AA0 3SU1030-5BP61-0AA0	1	1 unit	41J
				II (right)	2	B		1	1 unit	41J
				O + II (center, right)	2	B		1	1 unit	41J
		Latching/momentary contact, 2x45° (10:30/12/1:30 o'clock), reset from right, latching to the left	BKS, S1	O	2	B	3SU1030-5PP01-0AA0	1	1 unit	41J
			RONIS, SB30	O	2	B	3SU1030-4BN01-0AA0	1	1 unit	41J
				I	2	B	3SU1030-4BN21-0AA0	1	1 unit	41J
	Latching/momentary contact, 2x45° (10:30/12/1:30 o'clock), reset from right, latching to the left	O+I (center, left)	2	B	3SU1030-4BN51-0AA0	1	1 unit	41J		
		O.M.R. 73038, light blue	O	2	B	3SU1030-4GN01-0AA0	1	1 unit	41J	
		O.M.R. 73034, black	I	2	B	3SU1030-4HN21-0AA0	1	1 unit	41J	
	 <p>3SU1030-5BN01-0AA0</p>	Latching/momentary contact, 2x45° (10:30/12/1:30 o'clock), reset from right, latching to the left	CES, SSG10	O	2	B	3SU1030-5BN01-0AA0 3SU1030-5BN21-0AA0 3SU1030-5BN51-0AA0	1	1 unit	41J
				I	2	B		1	1 unit	41J
				O+I (center, left)	2	B		1	1 unit	41J
 <p>3SU1030-5PN01-0AA0</p>	Latching/momentary contact, 2x45° (10:30/12/1:30 o'clock), reset from right, latching to the left	BKS, S1	O	2	B	3SU1030-5PN21-0AA0 3SU1030-5PN51-0AA0	1	1 unit	41J	
			O+I (center, left)	2	B		1	1 unit	41J	
		IKON, 360012K1	O+I (center, left)	2	B		3SU1030-5XN51-0AA0	1	1 unit	41J

Selection and ordering data

Operating angle	Operating principle	Switch position for key removal	Color	DT	Article No.	Price per PU	PU (UNIT, SET, M)	PS*	PG
-----------------	---------------------	---------------------------------	-------	----	-------------	--------------	-------------------	-----	----

ID key-operated switches

4 switch positions (O+I+II+III)

45	Latching	O+I+II+III	Black	X	3SU1030-4WS10-0AA0		1	1 unit	41J
----	----------	------------	-------	---	---------------------------	--	---	--------	-----



3SU1030-4WS10-0AA0

For available keys, see page 13/117
For electronic modules for ID key-operated switches, see page 13/83

SIRIUS ACT Pushbuttons and Indicator Lights

Actuators and Indicators, 22 mm, Plastic with Metal Front Ring, Matte
Actuating and Signaling Elements

Indicator lights

Selection and ordering data

Version of actuating element	Color	DT	Article No.	Price per PU	PU (UNIT, SET, M)	PS*	PG
------------------------------	-------	----	-------------	--------------	-------------------	-----	----

Indicator lights



3SU1001-6AA20-0AA0







Indicator lights with smooth lens	Amber	B	3SU1001-6AA00-0AA0		1	1 unit	41J
	Red	A	3SU1001-6AA20-0AA0		1	1 unit	41J
	Yellow	A	3SU1001-6AA30-0AA0		1	1 unit	41J
	Green	A	3SU1001-6AA40-0AA0		1	1 unit	41J
	Blue	A	3SU1001-6AA50-0AA0		1	1 unit	41J
	White	A	3SU1001-6AA60-0AA0		1	1 unit	41J
	Clear	A	3SU1001-6AA70-0AA0		1	1 unit	41J

SIRIUS ACT Pushbuttons and Indicator Lights

Actuators and Indicators, 22 mm, Metal, Shiny
Complete Units

Pushbuttons

Selection and ordering data


Supply voltage for light source		Color	Number of NO contacts	Number of NC contacts	DT	Screw terminals 	PU (UNIT, SET, M)	PS*	PG	
At AC	At DC									
V	V	Article No.		Price per PU						
Pushbuttons										
Pushbuttons with flat button, momentary contact										
	--	--	Black	1	0	A	3SU1150-0AB10-1BA0	1	1 unit	41J
				0	1	B	3SU1150-0AB10-1CA0	1	1 unit	41J
			Red	1	0	B	3SU1150-0AB20-1BA0	1	1 unit	41J
				0	1	A	3SU1150-0AB20-1CA0	1	1 unit	41J
			Yellow	1	0	B	3SU1150-0AB30-1BA0	1	1 unit	41J
			Green	1	0	A	3SU1150-0AB40-1BA0	1	1 unit	41J
			Blue	1	0	B	3SU1150-0AB50-1BA0	1	1 unit	41J
			White	1	0	B	3SU1150-0AB60-1BA0	1	1 unit	41J
Clear	1	0	B	3SU1150-0AB70-1BA0	1	1 unit	41J			
Pushbuttons with raised button, momentary contact										
	--	--	Black	1	0	B	3SU1150-0BB10-1BA0	1	1 unit	41J
				0	1	B	3SU1150-0BB10-1CA0	1	1 unit	41J
			Red	0	1	B	3SU1150-0BB20-1CA0	1	1 unit	41J
			Blue	1	0	B	3SU1150-0BB50-1BA0	1	1 unit	41J
Illuminated pushbuttons with flat button, momentary contact, with integrated LED										
	24	24	Amber	1	0	B	3SU1152-0AB00-1BA0	1	1 unit	41J
			Red	0	1	A	3SU1152-0AB20-1CA0	1	1 unit	41J
			Yellow	1	0	A	3SU1152-0AB30-1BA0	1	1 unit	41J
			Green	1	0	A	3SU1152-0AB40-1BA0	1	1 unit	41J
			Blue	1	0	A	3SU1152-0AB50-1BA0	1	1 unit	41J
			White	1	0	A	3SU1152-0AB60-1BA0	1	1 unit	41J
			Clear	1	0	A	3SU1152-0AB70-1BA0	1	1 unit	41J
	110	--	Amber	1	0	B	3SU1153-0AB00-1BA0	1	1 unit	41J
			Red	0	1	B	3SU1153-0AB20-1CA0	1	1 unit	41J
			Yellow	1	0	B	3SU1153-0AB30-1BA0	1	1 unit	41J
			Green	1	0	B	3SU1153-0AB40-1BA0	1	1 unit	41J
			Blue	1	0	B	3SU1153-0AB50-1BA0	1	1 unit	41J
			White	1	0	B	3SU1153-0AB60-1BA0	1	1 unit	41J
			Clear	1	0	B	3SU1153-0AB70-1BA0	1	1 unit	41J
				230	--	Amber	1	0	B	3SU1156-0AB00-1BA0
Red	0	1				B	3SU1156-0AB20-1CA0	1	1 unit	41J
Yellow	1	0				B	3SU1156-0AB30-1BA0	1	1 unit	41J
Green	1	0				B	3SU1156-0AB40-1BA0	1	1 unit	41J
Blue	1	0				B	3SU1156-0AB50-1BA0	1	1 unit	41J
White	1	0				B	3SU1156-0AB60-1BA0	1	1 unit	41J
Clear	1	0				B	3SU1156-0AB70-1BA0	1	1 unit	41J

SIRIUS ACT Pushbuttons and Indicator Lights

Actuators and Indicators, 22 mm, Metal, Shiny Complete Units

Pushbuttons

Supply voltage for light source		Color	Number of NO contacts	Number of NC contacts	DT	Spring-type terminals 	PU (UNIT, SET, M)	PS*	PG
At AC	At DC								
V	V								
Pushbuttons with flat button, momentary contact									
--	--	Black	1	0	A	3SU1150-0AB10-3BA0	1	1 unit	41J
			0	1	B	3SU1150-0AB10-3CA0	1	1 unit	41J
		Red	0	1	B	3SU1150-0AB20-3CA0	1	1 unit	41J
		Yellow	1	0	B	3SU1150-0AB30-3BA0	1	1 unit	41J
		Green	1	0	B	3SU1150-0AB40-3BA0	1	1 unit	41J
		Blue	1	0	B	3SU1150-0AB50-3BA0	1	1 unit	41J
		White	1	0	B	3SU1150-0AB60-3BA0	1	1 unit	41J
Pushbuttons with raised button, momentary contact									
--	--	Red	0	1	B	3SU1150-0BB20-3CA0	1	1 unit	41J
Illuminated pushbuttons with flat button, momentary contact, with integrated LED									
24	24	Red	0	1	B	3SU1152-0AB20-3CA0	1	1 unit	41J
		Yellow	1	0	B	3SU1152-0AB30-3BA0	1	1 unit	41J
		Green	1	0	B	3SU1152-0AB40-3BA0	1	1 unit	41J
		Blue	1	0	B	3SU1152-0AB50-3BA0	1	1 unit	41J
		White	1	0	B	3SU1152-0AB60-3BA0	1	1 unit	41J
		Clear	1	0	B	3SU1152-0AB70-3BA0	1	1 unit	41J
110	--	Red	0	1	B	3SU1153-0AB20-3CA0	1	1 unit	41J
		Yellow	1	0	B	3SU1153-0AB30-3BA0	1	1 unit	41J
		Green	1	0	B	3SU1153-0AB40-3BA0	1	1 unit	41J
		Blue	1	0	B	3SU1153-0AB50-3BA0	1	1 unit	41J
		White	1	0	B	3SU1153-0AB60-3BA0	1	1 unit	41J
		Clear	1	0	B	3SU1153-0AB70-3BA0	1	1 unit	41J
230	--	Red	0	1	B	3SU1156-0AB20-3CA0	1	1 unit	41J
		Yellow	1	0	B	3SU1156-0AB30-3BA0	1	1 unit	41J
		Green	1	0	B	3SU1156-0AB40-3BA0	1	1 unit	41J
		Blue	1	0	B	3SU1156-0AB50-3BA0	1	1 unit	41J
		White	1	0	B	3SU1156-0AB60-3BA0	1	1 unit	41J
		Clear	1	0	B	3SU1156-0AB70-3BA0	1	1 unit	41J



3SU1150-0AB40-3BA0



3SU1150-0BB20-1CA0



3SU1152-0AB50-3BA0



3SU1153-0AB60-3BA0




3SU1156-0AB30-3BA0

SIRIUS ACT Pushbuttons and Indicator Lights

Actuators and Indicators, 22 mm, Metal, Shiny
Complete Units


Mushroom pushbuttons / EMERGENCY STOP mushroom pushbuttons

Selection and ordering data


Unlatching method	Number of NO contacts	Number of NC contacts	DT	Screw terminals 	PU (UNIT, SET, M)	PS*	PG
				Article No.	Price per PU		

Mushroom pushbuttons


With red mushroom, diameter 40 mm, latching



3SU1150-1BA20-1CA0

Pull to unlatch	0	1	A	3SU1150-1BA20-1CA0	1	1 unit	41J
				Spring-type terminals 			
Pull to unlatch	0	1	B	3SU1150-1BA20-3CA0	1	1 unit	41J

Selection and ordering data

Unlatching method	Number of NO contacts	Number of NC contacts	Marking	DT	Screw terminals 	PU (UNIT, SET, M)	PS*	PG
				Article No.	Price per PU			

EMERGENCY STOP mushroom pushbuttons, tamper-proof, in accordance with ISO 13850 and IEC 60947-5-5

With red mushroom, diameter 40 mm, with positive latching



3SU1150-1HA20-1CH0

Pull to unlatch	0	1	EMERGENCY STOP	B	3SU1150-1HA20-1CG0	1	1 unit	41J
	0	1	NOT-HALT	B	3SU1150-1HA20-1CH0	1	1 unit	41J




3SU1150-1HB20-1CH0

Rotate to unlatch	0	1	EMERGENCY STOP	B	3SU1150-1HB20-1CG0	1	1 unit	41J
	0	1	NOT-HALT	A	3SU1150-1HB20-1CH0	1	1 unit	41J
	0	1	ARRET D'URGENCE	B	3SU1150-1HB20-1CJ0	1	1 unit	41J



3SU1150-1HA20-3CH0

				Spring-type terminals 				
Pull to unlatch	0	1	NOT-HALT	B	3SU1150-1HA20-3CH0	1	1 unit	41J
	0	2	NOT-HALT	B	3SU1150-1HA20-3PH0	1	1 unit	41J



3SU1150-1HB20-3CH0






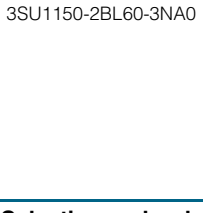
Rotate to unlatch	0	1	NOT-HALT	B	3SU1150-1HB20-3CH0	1	1 unit	41J
	0	2	NOT-HALT	B	3SU1150-1HB20-3PH0	1	1 unit	41J

SIRIUS ACT Pushbuttons and Indicator Lights


Actuators and Indicators, 22 mm, Metal, Shiny Complete Units

Selector switches / key-operated switches

Selection and ordering data

Operating principle	Color	Number of NO contacts	Number of NC contacts	DT	Screw terminals		PU (UNIT, SET, M)	PS*	PG
					Article No.	Price per PU			
Selector switches									
Short black actuator, 2 switch positions (O+I)									
 3SU1150-2BF60-1BA0	Latching, 90°	White	1	0	A	3SU1150-2BF60-1BA0 3SU1150-2BF60-1MA0	1	1 unit	41J
			1	1	A			1	1 unit
Short black actuator, 3 switch positions (I+O+II)									
 3SU1150-2BM60-1NA0	Momentary contact, 2x45°	White	2	0	A	3SU1150-2BM60-1NA0	1	1 unit	41J
		reset from left + right							
 3SU1150-2BL60-1NA0	Latching, 2x45°	White	2	0	A	3SU1150-2BL60-1NA0	1	1 unit	41J
Spring-type terminals									
Short black actuator, 2 switch positions (O+I)									
 3SU1150-2BF60-3BA0	Latching, 90°	White	1	0	B	3SU1150-2BF60-3BA0 3SU1150-2BF60-3MA0	1	1 unit	41J
			1	1	B			1	1 unit
Short black actuator, 3 switch positions (I+O+II)									
 3SU1150-2BM60-3NA0	Momentary contact, 2x45°	White	2	0	B	3SU1150-2BM60-3NA0	1	1 unit	41J
		reset from left + right							
 3SU1150-2BL60-3NA0	Latching, 2x45°	White	2	0	B	3SU1150-2BL60-3NA0	1	1 unit	41J

Selection and ordering data








Operating principle	Switch position for key removal	Number of NO contacts	Number of NC contacts	DT	Screw terminals		PU (UNIT, SET, M)	PS*	PG
					Article No.	Price per PU			
Key-operated switches									
With Ronis lock, SB30, 2 switch positions (O+I)									
 3SU1150-4BF11-1BA0	Latching, 90° (10:30/1:30 o'clock)	O+I	1	0	B	3SU1150-4BF11-1BA0 3SU1150-4BF11-3BA0 3SU1150-4BF01-3PA0	1	1 unit	41J
		O+I	1	0	B			1	1 unit
		O	0	2	B		1	1 unit	41J

SIRIUS ACT Pushbuttons and Indicator Lights

Actuators and Indicators, 22 mm, Metal, Shiny
Compact Units

Indicator lights

Selection and ordering data

Indicator lights	Operational voltage		Color		DT	Screw terminals 	PU (UNIT, SET, M)	PS*	PG
	At AC, rated value	At DC, rated value	Of actuating element	Of light source					
	V	V							
 3SU1152-6AA50-1AA0	24	24	Amber	Amber	B	3SU1152-6AA00-1AA0	1	1 unit	41J
			Red	Red	A	3SU1152-6AA20-1AA0	1	1 unit	41J
			Yellow	Yellow	A	3SU1152-6AA30-1AA0	1	1 unit	41J
			Green	Green	A	3SU1152-6AA40-1AA0	1	1 unit	41J
			Blue	Blue	B	3SU1152-6AA50-1AA0	1	1 unit	41J
			White	White	A	3SU1152-6AA60-1AA0	1	1 unit	41J
			Clear	White	B	3SU1152-6AA70-1AA0	1	1 unit	41J
 3SU1153-6AA00-1AA0	110	--	Amber	Amber	B	3SU1153-6AA00-1AA0	1	1 unit	41J
			Red	Red	A	3SU1153-6AA20-1AA0	1	1 unit	41J
			Yellow	Yellow	B	3SU1153-6AA30-1AA0	1	1 unit	41J
			Green	Green	A	3SU1153-6AA40-1AA0	1	1 unit	41J
			Blue	Blue	B	3SU1153-6AA50-1AA0	1	1 unit	41J
			White	White	B	3SU1153-6AA60-1AA0	1	1 unit	41J
			Clear	White	B	3SU1153-6AA70-1AA0	1	1 unit	41J
 3SU1156-6AA60-1AA0	AC 230	--	Red	Red	A	3SU1156-6AA20-1AA0	1	1 unit	41J
			Yellow	Yellow	B	3SU1156-6AA30-1AA0	1	1 unit	41J
			Green	Green	A	3SU1156-6AA40-1AA0	1	1 unit	41J
			Blue	Blue	B	3SU1156-6AA50-1AA0	1	1 unit	41J
			White	White	B	3SU1156-6AA60-1AA0	1	1 unit	41J
			Clear	White	B	3SU1156-6AA70-1AA0	1	1 unit	41J
 3SU1152-6AA40-3AA0	24	24	Red	Red	B	3SU1152-6AA20-3AA0	1	1 unit	41J
			Yellow	Yellow	B	3SU1152-6AA30-3AA0	1	1 unit	41J
			Green	Green	B	3SU1152-6AA40-3AA0	1	1 unit	41J
			Blue	Blue	B	3SU1152-6AA50-3AA0	1	1 unit	41J
			White	White	B	3SU1152-6AA60-3AA0	1	1 unit	41J
			Clear	White	B	3SU1152-6AA70-3AA0	1	1 unit	41J
 3SU1153-6AA30-3AA0	110	--	Red	Red	B	3SU1153-6AA20-3AA0	1	1 unit	41J
			Yellow	Yellow	B	3SU1153-6AA30-3AA0	1	1 unit	41J
			Green	Green	B	3SU1153-6AA40-3AA0	1	1 unit	41J
			Blue	Blue	B	3SU1153-6AA50-3AA0	1	1 unit	41J
			White	White	B	3SU1153-6AA60-3AA0	1	1 unit	41J
			Clear	White	B	3SU1153-6AA70-3AA0	1	1 unit	41J
 3SU1156-6AA20-3AA0	230	--	Red	Red	B	3SU1156-6AA20-3AA0	1	1 unit	41J
			Yellow	Yellow	B	3SU1156-6AA30-3AA0	1	1 unit	41J
			Green	Green	B	3SU1156-6AA40-3AA0	1	1 unit	41J
			Blue	Blue	B	3SU1156-6AA50-3AA0	1	1 unit	41J
			White	White	B	3SU1156-6AA60-3AA0	1	1 unit	41J
			Clear	White	B	3SU1156-6AA70-3AA0	1	1 unit	41J

SIRIUS ACT Pushbuttons and Indicator Lights


Actuators and Indicators, 22 mm, Metal, Shiny Compact Units

Pushbuttons with extended stroke

Selection and ordering data

Version	Color	DT	Article No.	Price per PU	PU (UNIT, SET, M)	PS*	PG
---------	-------	----	-------------	--------------	-------------------	-----	----

Pushbuttons with extended stroke



3SU1250-0EB40-0AA0

Pushbuttons with flat button

Red
GreenB
B**3SU1250-0EB20-0AA0**
3SU1250-0EB40-0AA01 1 unit 41J
1 1 unit 41J

3SU1250-0FB10-0AA0


Pushbuttons with raised button

Black

A

3SU1250-0FB10-0AA0

1 1 unit 41J




3SU1251-0EB20-0AA0

Illuminated pushbuttons with flat button

Red
ClearB
B**3SU1251-0EB20-0AA0**
3SU1251-0EB70-0AA01 1 unit 41J
1 1 unit 41J

Version	Material	Color	DT	Article No.	Price per PU	PU (UNIT, SET, M)	PS*	PG
---------	----------	-------	----	-------------	--------------	-------------------	-----	----

Accessories



3SU1900-0KG10-0AA0

Extension plungers
Plastic
Black
A

For compensation of the distance between the pushbutton and the unlatching button of an overload relay

3SU1900-0KG10-0AA0

1 1 unit 41J





SIRIUS ACT Pushbuttons and Indicator Lights

Actuators and Indicators, 22 mm, Metal, Shiny

Actuating and Signaling Elements

Pushbuttons

Selection and ordering data




Version of actuating element Front ring version	Operating principle Unlatching method	Color, marking	DT	Article No.	Price per PU	PU (UNIT, SET, M)	PS*	PG	
Pushbuttons									
 3SU1050-0AB40-0AC0	Pushbuttons with flat button Standard	Momentary contact	Black	A	3SU1050-0AB10-0AA0		1	1 unit	41J
			Black, "O"	B	3SU1050-0AB10-0AD0		1	1 unit	41J
			Red	A	3SU1050-0AB20-0AA0		1	1 unit	41J
			Red, "O"	B	3SU1050-0AB20-0AD0		1	1 unit	41J
			Yellow	B	3SU1050-0AB30-0AA0		1	1 unit	41J
			Green	A	3SU1050-0AB40-0AA0		1	1 unit	41J
			Green, "I"	B	3SU1050-0AB40-0AC0		1	1 unit	41J
			Blue	B	3SU1050-0AB50-0AA0		1	1 unit	41J
			Blue, "R"	B	3SU1050-0AB50-0AR0		1	1 unit	41J
			White	B	3SU1050-0AB60-0AA0		1	1 unit	41J
			White, "⊕"	B	3SU1050-0AB60-0AB0		1	1 unit	41J
			White, "I"	B	3SU1050-0AB60-0AC0		1	1 unit	41J
			Clear	B	3SU1050-0AB70-0AA0		1	1 unit	41J
			Gray	B	3SU1050-0AB80-0AA0		1	1 unit	41J
 3SU1050-0AA30-0AA0	Latching Push to unlatch	Black	B	3SU1050-0AA10-0AA0		1	1 unit	41J	
		Red	B	3SU1050-0AA20-0AA0		1	1 unit	41J	
		Yellow	B	3SU1050-0AA30-0AA0		1	1 unit	41J	
		Green	B	3SU1050-0AA40-0AA0		1	1 unit	41J	
		Blue	B	3SU1050-0AA50-0AA0		1	1 unit	41J	
		White	B	3SU1050-0AA60-0AA0		1	1 unit	41J	
 3SU1050-0BB20-0AA0	Pushbuttons with raised button Standard	Momentary contact	Black	B	3SU1050-0BB10-0AA0		1	1 unit	41J
			Red	B	3SU1050-0BB20-0AA0		1	1 unit	41J
			Yellow	B	3SU1050-0BB30-0AA0		1	1 unit	41J
			Green	B	3SU1050-0BB40-0AA0		1	1 unit	41J
			Blue	B	3SU1050-0BB50-0AA0		1	1 unit	41J
			White	B	3SU1050-0BB60-0AA0		1	1 unit	41J
			Latching Push to unlatch	Red	B	3SU1050-0BA20-0AA0		1	1 unit
 3SU1050-0CB50-0AA0	Pushbuttons with flat button Raised	Momentary contact	Black	B	3SU1050-0CB10-0AA0		1	1 unit	41J
			Red	B	3SU1050-0CB20-0AA0		1	1 unit	41J
			Yellow	B	3SU1050-0CB30-0AA0		1	1 unit	41J
			Green	B	3SU1050-0CB40-0AA0		1	1 unit	41J
			Blue	B	3SU1050-0CB50-0AA0		1	1 unit	41J
			White	B	3SU1050-0CB60-0AA0		1	1 unit	41J

SIRIUS ACT Pushbuttons and Indicator Lights

Actuators and Indicators, 22 mm, Metal, Shiny

Actuating and Signaling Elements

Pushbuttons

Version of actuating element Front ring version	Operating principle Unlatching method	Color	DT	Article No.	Price per PU	PU (UNIT, SET, M)	PS*	PG	
Pushbuttons									
 3SU1051-0AB30-0AA0	Illuminated pushbuttons with flat button Standard	Momentary contact	Amber	B	3SU1051-0AB00-0AA0		1	1 unit	41J
		Red	A	3SU1051-0AB20-0AA0		1	1 unit	41J	
		Yellow	B	3SU1051-0AB30-0AA0		1	1 unit	41J	
		Green	A	3SU1051-0AB40-0AA0		1	1 unit	41J	
		Blue	B	3SU1051-0AB50-0AA0		1	1 unit	41J	
		White	A	3SU1051-0AB60-0AA0		1	1 unit	41J	
		Clear	A	3SU1051-0AB70-0AA0		1	1 unit	41J	
	 3SU1051-0AA20-0AA0	Latching	Red	B	3SU1051-0AA20-0AA0		1	1 unit	41J
		Push to unlatch	Yellow	B	3SU1051-0AA30-0AA0		1	1 unit	41J
			Green	B	3SU1051-0AA40-0AA0		1	1 unit	41J
Blue			B	3SU1051-0AA50-0AA0		1	1 unit	41J	
White			B	3SU1051-0AA60-0AA0		1	1 unit	41J	
Clear			B	3SU1051-0AA70-0AA0		1	1 unit	41J	
 3SU1051-0BB20-0AA0			Illuminated pushbuttons with raised button Standard	Momentary contact	Amber	B	3SU1051-0BB00-0AA0		1
	Red	B		3SU1051-0BB20-0AA0		1	1 unit	41J	
	Yellow	B		3SU1051-0BB30-0AA0		1	1 unit	41J	
	Green	B		3SU1051-0BB40-0AA0		1	1 unit	41J	
	Blue	B		3SU1051-0BB50-0AA0		1	1 unit	41J	
	White	B		3SU1051-0BB60-0AA0		1	1 unit	41J	
	Clear	B		3SU1051-0BB70-0AA0		1	1 unit	41J	





SIRIUS ACT Pushbuttons and Indicator Lights

Actuators and Indicators, 22 mm, Metal, Shiny

Actuating and Signaling Elements

Twin pushbuttons

Selection and ordering data

Version of actuating element	Operating principle	Color	Marking	DT	Article No.	Price per PU	PU (UNIT, SET, M)	PS*	PG	
 3SU1050-3AB66-0AL0	Twin pushbuttons, flat, flat	Momentary contact	Green / Red	--	B	3SU1050-3AB42-0AA0		1	1 unit	41J
				"I" / "O"	B	3SU1050-3AB42-0AK0		1	1 unit	41J
			White / Black	--	B	3SU1050-3AB61-0AA0		1	1 unit	41J
				"I" / "O"	B	3SU1050-3AB61-0AK0		1	1 unit	41J
			White / White	--	B	3SU1050-3AB66-0AA0		1	1 unit	41J
				"-" / "+"	B	3SU1050-3AB66-0AL0		1	1 unit	41J
	Arrows, hor.	B	3SU1050-3AB66-0AM0		1	1 unit	41J			
	Black / Black	--	B	3SU1050-3AB11-0AA0		1	1 unit	41J		
	Symbol No. 5264 / 5265 (IEC 60417)	B	3SU1050-3AB11-0AQ0		1	1 unit	41J			
 3SU1050-3BB42-0AK0	Twin pushbuttons, flat, raised	Momentary contact	Green / Red	--	B	3SU1050-3BB42-0AA0		1	1 unit	41J
				"I" / "O"	B	3SU1050-3BB42-0AK0		1	1 unit	41J
			White / Black	--	B	3SU1050-3BB61-0AA0		1	1 unit	41J
				"I" / "O"	B	3SU1050-3BB61-0AK0		1	1 unit	41J
 3SU1051-3AB42-0AN0	Twin pushbuttons, flat, flat, illuminated	Momentary contact	Green / Red	--	B	3SU1051-3AB42-0AA0		1	1 unit	41J
				"I" / "O"	A	3SU1051-3AB42-0AK0		1	1 unit	41J
				Arrows, vert.	B	3SU1051-3AB42-0AN0		1	1 unit	41J
			White / Black	--	B	3SU1051-3AB61-0AA0		1	1 unit	41J
	"I" / "O"	B	3SU1051-3AB61-0AK0		1	1 unit	41J			
 3SU1051-3BB61-0AA0	Twin pushbuttons, flat, raised, illuminated	Momentary contact	Green / Red	--	B	3SU1051-3BB42-0AA0		1	1 unit	41J
				"I" / "O"	B	3SU1051-3BB42-0AK0		1	1 unit	41J
			White / Black	--	B	3SU1051-3BB61-0AA0		1	1 unit	41J
				"I" / "O"	B	3SU1051-3BB61-0AK0		1	1 unit	41J

SIRIUS ACT Pushbuttons and Indicator Lights

Actuators and Indicators, 22 mm, Metal, Shiny

Actuating and Signaling Elements







Mushroom pushbuttons

Selection and ordering data

Version of actuating element	Operating principle Unlatching method	Color	DT	Article No.	Price per PU	PU (UNIT, SET, M)	PS*	PG
------------------------------	--	-------	----	-------------	--------------	-------------------	-----	----

Mushroom pushbuttons

2 switch positions

	Mushroom pushbuttons 30 mm diameter, 2 positions	Momentary contact	Black	B	3SU1050-1AD10-0AA0	1	1 unit	41J
			Red	B	3SU1050-1AD20-0AA0	1	1 unit	41J
			Yellow	B	3SU1050-1AD30-0AA0	1	1 unit	41J
			Green	B	3SU1050-1AD40-0AA0	1	1 unit	41J
		Latching	Black	B	3SU1050-1AA10-0AA0	1	1 unit	41J
		Pull to unlatch	Red	B	3SU1050-1AA20-0AA0	1	1 unit	41J
	Mushroom pushbuttons 40 mm diameter, 2 positions	Momentary contact	Black	B	3SU1050-1BD10-0AA0	1	1 unit	41J
			Red	B	3SU1050-1BD20-0AA0	1	1 unit	41J
			Yellow	B	3SU1050-1BD30-0AA0	1	1 unit	41J
			Green	B	3SU1050-1BD40-0AA0	1	1 unit	41J
		Latching	Black	B	3SU1050-1BA10-0AA0	1	1 unit	41J
		Pull to unlatch	Red	B	3SU1050-1BA20-0AA0	1	1 unit	41J
			Yellow	B	3SU1050-1BA30-0AA0	1	1 unit	41J
	Mushroom pushbuttons 60 mm diameter, 2 positions	Momentary contact	Black	B	3SU1050-1CD10-0AA0	1	1 unit	41J
			Red	B	3SU1050-1CD20-0AA0	1	1 unit	41J
			Yellow	B	3SU1050-1CD30-0AA0	1	1 unit	41J
			Green	B	3SU1050-1CD40-0AA0	1	1 unit	41J
		Latching	Black	B	3SU1050-1CA10-0AA0	1	1 unit	41J
		Pull to unlatch	Red	B	3SU1050-1CA20-0AA0	1	1 unit	41J
	Mushroom pushbuttons 30 mm diameter, 2 positions, illuminated	Momentary contact	Yellow	B	3SU1051-1AD30-0AA0	1	1 unit	41J
			Green	B	3SU1051-1AD40-0AA0	1	1 unit	41J
			White	B	3SU1051-1AD60-0AA0	1	1 unit	41J
		Latching	Amber	B	3SU1051-1AA00-0AA0	1	1 unit	41J
		Pull to unlatch	Red	B	3SU1051-1AA20-0AA0	1	1 unit	41J
			Yellow	B	3SU1051-1AA30-0AA0	1	1 unit	41J
			Green	B	3SU1051-1AA40-0AA0	1	1 unit	41J
			Blue	B	3SU1051-1AA50-0AA0	1	1 unit	41J
			Clear	B	3SU1051-1AA70-0AA0	1	1 unit	41J
	Mushroom pushbuttons 40 mm diameter, 2 positions, illuminated	Momentary contact	Amber	B	3SU1051-1BD00-0AA0	1	1 unit	41J
			Yellow	B	3SU1051-1BD30-0AA0	1	1 unit	41J
			Green	B	3SU1051-1BD40-0AA0	1	1 unit	41J
			White	B	3SU1051-1BD60-0AA0	1	1 unit	41J
		Latching	Amber	B	3SU1051-1BA00-0AA0	1	1 unit	41J
			Red	B	3SU1051-1BA20-0AA0	1	1 unit	41J
			Yellow	B	3SU1051-1BA30-0AA0	1	1 unit	41J
			Green	B	3SU1051-1BA40-0AA0	1	1 unit	41J
			Blue	B	3SU1051-1BA50-0AA0	1	1 unit	41J
			Clear	B	3SU1051-1BA70-0AA0	1	1 unit	41J
		Pull to unlatch	Amber	B	3SU1051-1BA00-0AA0	1	1 unit	41J
			Red	B	3SU1051-1BA20-0AA0	1	1 unit	41J
	Mushroom pushbuttons 60 mm diameter, 2 positions, illuminated	Momentary contact	Amber	B	3SU1051-1CD00-0AA0	1	1 unit	41J
			Yellow	B	3SU1051-1CD30-0AA0	1	1 unit	41J
			Green	B	3SU1051-1CD40-0AA0	1	1 unit	41J
			White	B	3SU1051-1CD60-0AA0	1	1 unit	41J
		Latching	Red	B	3SU1051-1CA20-0AA0	1	1 unit	41J
			Yellow	B	3SU1051-1CA30-0AA0	1	1 unit	41J
			Green	B	3SU1051-1CA40-0AA0	1	1 unit	41J
			Blue	B	3SU1051-1CA50-0AA0	1	1 unit	41J
			Clear	B	3SU1051-1CA70-0AA0	1	1 unit	41J
		Pull to unlatch	Red	B	3SU1051-1CA20-0AA0	1	1 unit	41J
			Yellow	B	3SU1051-1CA30-0AA0	1	1 unit	41J
			Green	B	3SU1051-1CA40-0AA0	1	1 unit	41J
			Blue	B	3SU1051-1CA50-0AA0	1	1 unit	41J
			Clear	B	3SU1051-1CA70-0AA0	1	1 unit	41J

SIRIUS ACT Pushbuttons and Indicator Lights

Actuators and Indicators, 22 mm, Metal, Shiny

Actuating and Signaling Elements

Mushroom pushbuttons / EMERGENCY STOP mushroom pushbuttons

Version of actuating element	Operating principle Unlatching method	Color	DT	Article No.	Price per PU	PU (UNIT, SET, M)	PS*	PG
------------------------------	--	-------	----	-------------	--------------	-------------------	-----	----

Mushroom pushbuttons

2 switch positions



3SU1050-1HB10-0AA0

Mushroom pushbuttons with raised mushroom, tamper-proof, 40 mm diameter, 2 positions

Latching
Rotate to unlatch

Black B

3SU1050-1HB10-0AA0

1 1 unit 41J

3 switch positions



3SU1050-1EA20-0AA0

Mushroom pushbuttons 40 mm diameter, 3 positions

Momentary contact



Black B
Red B

3SU1050-1ED10-0AA0
3SU1050-1ED20-0AA0

1 1 unit 41J
1 1 unit 41J



Latching

Black B
Red B

3SU1050-1EA10-0AA0
3SU1050-1EA20-0AA0

1 1 unit 41J
1 1 unit 41J

Pull to unlatch

Mushroom pushbuttons 40 mm diameter, 3 positions, illuminated

Momentary contact



Red B
White B

3SU1051-1ED20-0AA0
3SU1051-1ED60-0AA0

1 1 unit 41J
1 1 unit 41J



Latching

Red B
Green B

3SU1051-1EA20-0AA0
3SU1051-1EA40-0AA0

1 1 unit 41J
1 1 unit 41J

Pull to unlatch



3SU1051-1EA40-0AA0

Selection and ordering data

Version of actuating element	Outer diameter of mushroom	Make of lock	Color	DT	Article No.	Price per PU	PU (UNIT, SET, M)	PS*	PG
------------------------------	----------------------------	--------------	-------	----	-------------	--------------	-------------------	-----	----

EMERGENCY STOP mushroom pushbuttons

With pull-to-unlatch mechanism



3SU1050-1HA20-0AA0

EMERGENCY STOP mushroom pushbuttons tamper-proof, 2 positions

40 --

Red B

3SU1050-1HA20-0AA0

1 1 unit 41J

With rotate-to-unlatch mechanism



3SU1050-1GB20-0AA0

EMERGENCY STOP mushroom pushbuttons tamper-proof, 2 positions

33.8 --

Red B

3SU1050-1GB20-0AA0

1 1 unit 41J

SIRIUS ACT Pushbuttons and Indicator Lights

Actuators and Indicators, 22 mm, Metal, Shiny

Actuating and Signaling Elements

EMERGENCY STOP mushroom pushbuttons

Version of actuating element	Outer diameter of mushroom	Make of lock	Color	DT	Article No.	Price per PU	PU (UNIT, SET, M)	PS*	PG
------------------------------	----------------------------	--------------	-------	----	-------------	--------------	-------------------	-----	----

EMERGENCY STOP mushroom pushbuttons

With rotate-to-unlatch mechanism

EMERGENCY STOP mushroom pushbuttons
tamper-proof,
2 positions



3SU1050-1HB20-0AA0

40	--		Red	A	3SU1050-1HB20-0AA0		1	1 unit	41J
----	----	--	-----	---	---------------------------	--	---	--------	-----



3SU1050-1JB20-0AA0

60	--		Red	B	3SU1050-1JB20-0AA0		1	1 unit	41J
----	----	--	-----	---	---------------------------	--	---	--------	-----

With rotate-to-unlatch mechanism, can be illuminated

EMERGENCY STOP mushroom pushbuttons
tamper-proof,
2 positions



3SU1051-1HB20-0AA0

33.8	--		Red	B	3SU1051-1GB20-0AA0		1	1 unit	41J
40				B	3SU1051-1HB20-0AA0		1	1 unit	41J
60				B	3SU1051-1JB20-0AA0		1	1 unit	41J

With key-operated release

EMERGENCY STOP mushroom pushbuttons
tamper-proof,
2 positions



3SU1050-1HF20-0AA0

40	RONIS SB30	Red	B	3SU1050-1HF20-0AA0		1	1 unit	41J
	RONIS 455		B	3SU1050-1HG20-0AA0		1	1 unit	41J
	RONIS 421		B	3SU1050-1HH20-0AA0		1	1 unit	41J



3SU1050-1HK20-0AA0

	BKS S1		B	3SU1050-1HK20-0AA0		1	1 unit	41J
	BKS E7		B	3SU1050-1HM20-0AA0		1	1 unit	41J
	BKS E9		B	3SU1050-1HN20-0AA0		1	1 unit	41J
	O.M.R. 73037		B	3SU1050-1HQ20-0AA0		1	1 unit	41J



3SU1050-1HR20-0AA0

	CES SSG10		B	3SU1050-1HR20-0AA0		1	1 unit	41J
	CES SSP9		B	3SU1050-1HS20-0AA0		1	1 unit	41J
	CES VL5	Black	B	3SU1050-1HU10-0AA0		1	1 unit	41J
		Red	B	3SU1050-1HU20-0AA0		1	1 unit	41J
	CES VL1		B	3SU1050-1HV20-0AA0		1	1 unit	41J
	IKON		B	3SU1050-1HX20-0AA0		1	1 unit	41J
	360012K1							

SIRIUS ACT Pushbuttons and Indicator Lights

Actuators and Indicators, 22 mm, Metal, Shiny

Actuating and Signaling Elements

Selector switches

Selection and ordering data

Version of actuating element	Operating principle	Color	DT	Article No.	Price per PU	PU (UNIT, SET, M)	PS*	PG
Selector switches								
2 switch positions (O+I), can be illuminated								
 3SU1052-2BC20-0AA0	Selector, short black actuator Momentary contact, 45° (10:30/12 o'clock), reset from center to left 	Red	B	3SU1052-2BC20-0AA0		1	1 unit	41J
		Yellow	B	3SU1052-2BC30-0AA0		1	1 unit	41J
		Green	B	3SU1052-2BC40-0AA0		1	1 unit	41J
		Blue	B	3SU1052-2BC50-0AA0		1	1 unit	41J
		White	B	3SU1052-2BC60-0AA0		1	1 unit	41J
 3SU1052-2BF40-0AA0	Latching, 90° (10:30/1:30 o'clock) 	Amber	B	3SU1052-2BF00-0AA0		1	1 unit	41J
		Red	B	3SU1052-2BF20-0AA0		1	1 unit	41J
		Green	B	3SU1052-2BF40-0AA0		1	1 unit	41J
		White	A	3SU1052-2BF60-0AA0		1	1 unit	41J
 3SU1052-2CC60-0AA0	Selector, long black actuator Momentary contact, 45° (10:30/12 o'clock), reset from center to left 	Yellow	B	3SU1052-2CC30-0AA0		1	1 unit	41J
		Green	B	3SU1052-2CC40-0AA0		1	1 unit	41J
		Blue	B	3SU1052-2CC50-0AA0		1	1 unit	41J
		White	B	3SU1052-2CC60-0AA0		1	1 unit	41J
		 3SU1052-2CF60-0AA0	Latching, 90° (10:30/1:30 o'clock) 	Red	B	3SU1052-2CF20-0AA0		1
Yellow	B			3SU1052-2CF30-0AA0		1	1 unit	41J
Green	B			3SU1052-2CF40-0AA0		1	1 unit	41J
Blue	B			3SU1052-2CF50-0AA0		1	1 unit	41J
White	B			3SU1052-2CF60-0AA0		1	1 unit	41J
3 switch positions (I+O+II), can be illuminated								
 3SU1052-2BM50-0AA0	Selector, short black actuator Momentary contact, 2x45° (10:30/12/1:30 o'clock), reset from left + right 	Amber	B	3SU1052-2BM00-0AA0		1	1 unit	41J
		Red	B	3SU1052-2BM20-0AA0		1	1 unit	41J
		Yellow	B	3SU1052-2BM30-0AA0		1	1 unit	41J
		Green	B	3SU1052-2BM40-0AA0		1	1 unit	41J
		Blue	B	3SU1052-2BM50-0AA0		1	1 unit	41J
		White	A	3SU1052-2BM60-0AA0		1	1 unit	41J
 3SU1052-2BL30-0AA0	Latching, 2x45° (10:30/12/1:30 o'clock) 	Red	B	3SU1052-2BL20-0AA0		1	1 unit	41J
		Yellow	B	3SU1052-2BL30-0AA0		1	1 unit	41J
		Green	B	3SU1052-2BL40-0AA0		1	1 unit	41J
		White	A	3SU1052-2BL60-0AA0		1	1 unit	41J

SIRIUS ACT Pushbuttons and Indicator Lights

Actuators and Indicators, 22 mm, Metal, Shiny

Actuating and Signaling Elements

Selector switches

Version of actuating element	Operating principle	Color	DT	Article No.	Price per PU	PU (UNIT, SET, M)	PS*	PG
------------------------------	---------------------	-------	----	-------------	--------------	-------------------	-----	----

Selector switches

3 switch positions (I+O+II), can be illuminated



3SU1052-2BN20-0AA0

Selector, short black actuator	Momentary contact/latching, 2x45° (10:30/12/1:30 o'clock), reset from left, latching to the right	White	B	3SU1052-2BP60-0AA0		1	1 unit	41J
--------------------------------	---	-------	---	---------------------------	--	---	--------	-----



Selector, short black actuator	Latching/momentary contact, 2x45° (10:30/12/1:30 o'clock), reset from right, latching to the left	Red	B	3SU1052-2BN20-0AA0		1	1 unit	41J
		Green	B	3SU1052-2BN40-0AA0		1	1 unit	41J
		White	B	3SU1052-2BN60-0AA0		1	1 unit	41J



3SU1052-2CL40-0AA0

Selector, long black actuator	Momentary contact, 2x45° (10:30/12/1:30 o'clock), reset from left + right	Red	B	3SU1052-2CM20-0AA0		1	1 unit	41J
		Green	B	3SU1052-2CM40-0AA0		1	1 unit	41J
		White	B	3SU1052-2CM60-0AA0		1	1 unit	41J



Selector, long black actuator	Latching, 2x45° (10:30/12/1:30 o'clock)	Red	B	3SU1052-2CL20-0AA0		1	1 unit	41J
		Green	B	3SU1052-2CL40-0AA0		1	1 unit	41J
		White	B	3SU1052-2CL60-0AA0		1	1 unit	41J



Selector, long black actuator	Momentary contact/latching, 2x45° (10/12/2 o'clock), reset from left, latching to the right	Red	B	3SU1052-2CP20-0AA0		1	1 unit	41J
		White	B	3SU1052-2CP60-0AA0		1	1 unit	41J



Selector, long black actuator	Latching/momentary contact, 2x45° (10:30/12/1:30 o'clock), reset from right, latching to the left	Red	B	3SU1052-2CN20-0AA0		1	1 unit	41J
		White	B	3SU1052-2CN60-0AA0		1	1 unit	41J










SIRIUS ACT Pushbuttons and Indicator Lights

Actuators and Indicators, 22 mm, Metal, Shiny

Actuating and Signaling Elements

Key-operated switches

Selection and ordering data

Operating principle	Make of lock	Switch position for key removal	Number of keys	DT	Article No.	Price per PU	PU (UNIT, SET, M)	PS*	PG	
Key-operated switches										
2 switch positions (O+I)										
 <p>3SU1050-4BC01-0AA0</p>	Momentary contact, 45° (10:30/12 o'clock), reset from center to left	RONIS, SB30	O	2	B	3SU1050-4BC01-0AA0	1	1 unit	41J	
		RONIS, 455	O	2	B	3SU1050-4CC01-0AA0	1	1 unit	41J	
	 <p>3SU1050-4BF01-0AA0</p>	Latching, 90° (10:30/1:30 o'clock)	O.M.R. 73037, red	O	2	B	3SU1050-4FC01-0AA0	1	1 unit	41J
			O.M.R. 73038, light blue	O	2	B	3SU1050-4GC01-0AA0	1	1 unit	41J
		O.M.R. 73034, black	O	2	B	3SU1050-4HC01-0AA0	1	1 unit	41J	
		O.M.R. 73033, yellow	O	2	B	3SU1050-4JC01-0AA0	1	1 unit	41J	
		CES, SSG10	O	2	B	3SU1050-5BC01-0AA0	1	1 unit	41J	
		CES, LSG1	O	2	B	3SU1050-5HC01-0AA0	1	1 unit	41J	
		CES, VL5	O	2	B	3SU1050-5KC01-0AA0	1	1 unit	41J	
		CES, STGH10	O	2	B	3SU1050-5LC01-0AA0	1	1 unit	41J	
BKS, S1		O	2	B	3SU1050-5PC01-0AA0	1	1 unit	41J		
IKON, 360012K1		O	2	B	3SU1050-5XC01-0AA0	1	1 unit	41J		
 <p>3SU1050-4GF11-0AA0</p>	Latching, 90° (10:30/1:30 o'clock)	RONIS, SB30	O	2	B	3SU1050-4BF01-0AA0	1	1 unit	41J	
		O+I	2	B	3SU1050-4BF11-0AA0	1	1 unit	41J		
	I	2	B	3SU1050-4BF21-0AA0	1	1 unit	41J			
	RONIS, 455	O	2	B	3SU1050-4CF01-0AA0	1	1 unit	41J		
	O+I	2	B	3SU1050-4CF11-0AA0	1	1 unit	41J			
	I	2	B	3SU1050-4CF21-0AA0	1	1 unit	41J			
	RONIS, 421	O+I	2	B	3SU1050-4DF11-0AA0	1	1 unit	41J		
	 <p>3SU1050-5BF01-0AA0</p>	Latching, 90° (10:30/1:30 o'clock)	O.M.R. 73037, red	O	2	B	3SU1050-4FF01-0AA0	1	1 unit	41J
			O+I	2	B	3SU1050-4FF11-0AA0	1	1 unit	41J	
		I	2	B	3SU1050-4FF21-0AA0	1	1 unit	41J		
O.M.R. 73038, light blue		O	2	B	3SU1050-4GF01-0AA0	1	1 unit	41J		
O+I		2	B	3SU1050-4GF11-0AA0	1	1 unit	41J			
I		2	B	3SU1050-4GF21-0AA0	1	1 unit	41J			
O.M.R. 73034, black		O	2	B	3SU1050-4HF01-0AA0	1	1 unit	41J		
O+I		2	B	3SU1050-4HF11-0AA0	1	1 unit	41J			
I		2	B	3SU1050-4HF21-0AA0	1	1 unit	41J			
O.M.R. 73033, yellow		O	2	B	3SU1050-4JF01-0AA0	1	1 unit	41J		
O+I	2	B	3SU1050-4JF11-0AA0	1	1 unit	41J				
I	2	B	3SU1050-4JF21-0AA0	1	1 unit	41J				
 <p>3SU1050-5PF01-0AA0</p>	Latching, 90° (10:30/1:30 o'clock)	CES, SSG10	O	2	B	3SU1050-5BF01-0AA0	1	1 unit	41J	
		O+I	2	B	3SU1050-5BF11-0AA0	1	1 unit	41J		
	I	2	B	3SU1050-5BF21-0AA0	1	1 unit	41J			
	CES, LSG1	O	2	B	3SU1050-5HF01-0AA0	1	1 unit	41J		
	O+I	2	B	3SU1050-5HF11-0AA0	1	1 unit	41J			
	I	2	B	3SU1050-5HF21-0AA0	1	1 unit	41J			
	CES, VL5	O	2	B	3SU1050-5KF01-0AA0	1	1 unit	41J		
	O+I	2	B	3SU1050-5KF11-0AA0	1	1 unit	41J			
	I	2	B	3SU1050-5KF21-0AA0	1	1 unit	41J			
	CES, STGH10	O+I	2	B	3SU1050-5LF11-0AA0	1	1 unit	41J		
 <p>3SU1050-5TF01-0AA0</p>	Latching, 90° (10:30/1:30 o'clock)	BKS, S1	O	2	B	3SU1050-5PF01-0AA0	1	1 unit	41J	
		O+I	2	B	3SU1050-5PF11-0AA0	1	1 unit	41J		
	I	2	B	3SU1050-5PF21-0AA0	1	1 unit	41J			
	BKS, E1	O	1	B	3SU1050-5QF01-0AA0	1	1 unit	41J		
	O+I	1	B	3SU1050-5QF11-0AA0	1	1 unit	41J			
	I	1	B	3SU1050-5QF21-0AA0	1	1 unit	41J			
	BKS, E2	O	1	B	3SU1050-5RF01-0AA0	1	1 unit	41J		
	O+I	1	B	3SU1050-5RF11-0AA0	1	1 unit	41J			
	I	1	B	3SU1050-5RF21-0AA0	1	1 unit	41J			
	BKS, E7	O	1	B	3SU1050-5SF01-0AA0	1	1 unit	41J		
O+I	1	B	3SU1050-5SF11-0AA0	1	1 unit	41J				
I	1	B	3SU1050-5SF21-0AA0	1	1 unit	41J				
BKS, E9	O	1	B	3SU1050-5TF01-0AA0	1	1 unit	41J			
O+I	1	B	3SU1050-5TF11-0AA0	1	1 unit	41J				
I	1	B	3SU1050-5TF21-0AA0	1	1 unit	41J				
 <p>3SU1050-5XF01-0AA0</p>	Latching, 90° (10:30/1:30 o'clock)	IKON, 360012K1	O	2	B	3SU1050-5XF01-0AA0	1	1 unit	41J	
		O+I	2	B	3SU1050-5XF11-0AA0	1	1 unit	41J		

SIRIUS ACT Pushbuttons and Indicator Lights

Actuators and Indicators, 22 mm, Metal, Shiny

Actuating and Signaling Elements









Key-operated switches

Selection and ordering data

Operating principle	Make of lock	Switch position for key removal	Number of keys	DT	Article No.	Price per PU	PU (UNIT, SET, M)	PS*	PG
---------------------	--------------	---------------------------------	----------------	----	-------------	--------------	-------------------	-----	----

Key-operated switches

3 switch positions (I+O+II)

 <p>3SU1050-4BM01-0AA0</p>	Momentary contact, 2x45° (10:30/12/1:30 o'clock), reset from left + right 	RONIS, SB30	O	2	B	3SU1050-4BM01-0AA0		1	1 unit	41J	
		RONIS, 455	O	2	B	3SU1050-4CM01-0AA0		1	1 unit	41J	
		O.M.R. 73034, black	O	2	B	3SU1050-4HM01-0AA0		1	1 unit	41J	
		CES, SSG10	O	2	B	3SU1050-5BM01-0AA0		1	1 unit	41J	
		CES, STGH10	O	2	B	3SU1050-5LM01-0AA0		1	1 unit	41J	
		BKS, S1	O	2	B	3SU1050-5PM01-0AA0		1	1 unit	41J	
 <p>3SU1050-4FL11-0AA0</p>	Latching, 2x45° (10:30/12/1:30 o'clock) 	IKON, 360012K1	O	2	B	3SU1050-5XM01-0AA0		1	1 unit	41J	
		RONIS, SB30	O	2	B	3SU1050-4BL01-0AA0		1	1 unit	41J	
			I+O+II	2	B	3SU1050-4BL11-0AA0		1	1 unit	41J	
			I	2	B	3SU1050-4BL21-0AA0		1	1 unit	41J	
			II (right)	2	B	3SU1050-4BL31-0AA0		1	1 unit	41J	
			I+II (left, right)	2	B	3SU1050-4BL41-0AA0		1	1 unit	41J	
			O+I (center, left)	2	B	3SU1050-4BL51-0AA0		1	1 unit	41J	
		RONIS, 455	O	2	B	3SU1050-4CL01-0AA0		1	1 unit	41J	
			I+O+II	2	B	3SU1050-4CL11-0AA0		1	1 unit	41J	
			RONIS, 421	O	2	B	3SU1050-4DL11-0AA0		1	1 unit	41J
		 <p>3SU1050-4GL11-0AA0</p>	O.M.R. 73037, red O.M.R. 73038, light blue O.M.R. 73034, black	I+O+II	2	B	3SU1050-4FL11-0AA0		1	1 unit	41J
				O	2	B	3SU1050-4GL01-0AA0		1	1 unit	41J
				I+O+II	2	B	3SU1050-4GL11-0AA0		1	1 unit	41J
				O	2	B	3SU1050-4HL01-0AA0		1	1 unit	41J
				I+O+II	2	B	3SU1050-4HL11-0AA0		1	1 unit	41J
				 <p>3SU1050-5BL01-0AA0</p>	CES, SSG10	I+O+II	2	B	3SU1050-5BL01-0AA0		1
		I+O+II	2			B	3SU1050-5BL11-0AA0		1	1 unit	41J
		I	2			B	3SU1050-5BL21-0AA0		1	1 unit	41J
II (right)	2	B	3SU1050-5BL31-0AA0				1	1 unit	41J		
I+II (left, right)	2	B	3SU1050-5BL41-0AA0				1	1 unit	41J		
 <p>3SU1050-5PL01-0AA0</p>	BKS, S1	O	2			B	3SU1050-5PL01-0AA0		1	1 unit	41J
		I+O+II	2	B	3SU1050-5PL11-0AA0		1	1 unit	41J		
		I	2	B	3SU1050-5PL21-0AA0		1	1 unit	41J		
		I+II (left, right)	2	B	3SU1050-5PL41-0AA0		1	1 unit	41J		
		 <p>3SU1050-5XL01-0AA0</p>	IKON, 360012K1	O	2	B	3SU1050-5XL01-0AA0		1	1 unit	41J
				I+O+II	2	B	3SU1050-5XL11-0AA0		1	1 unit	41J

SIRIUS ACT Pushbuttons and Indicator Lights

Actuators and Indicators, 22 mm, Metal, Shiny

Actuating and Signaling Elements

Key-operated switches / Indicator lights

Selection and ordering data

Operating principle	Make of lock	Switch position for key removal	Number of keys	DT	Article No.	Price per PU	PU (UNIT, SET, M)	PS*	PG
---------------------	--------------	---------------------------------	----------------	----	-------------	--------------	-------------------	-----	----

Key-operated switches

3 switch positions (I+O+II)



3SU1050-4BP01-0AA0

Momentary contact/latching, 2x45° (10:30/12/1:30 o'clock), reset from left, latching to the right	RONIS, SB30	O	2	B	3SU1050-4BP01-0AA0		1	1 unit	41J	
		O+II (center, right)	2	B	3SU1050-4BP61-0AA0		1	1 unit	41J	
	O.M.R. 73034, black	II (right)	2	B	3SU1050-4HP31-0AA0		1	1 unit	41J	
		O.M.R. 73033, yellow	II (right)	2	B	3SU1050-4JP31-0AA0		1	1 unit	41J
	CES, SSG10	O	2	B	3SU1050-5BP01-0AA0		1	1 unit	41J	
		II (right)	2	B	3SU1050-5BP31-0AA0		1	1 unit	41J	
		O+II (center, right)	2	B	3SU1050-5BP61-0AA0		1	1 unit	41J	
	BKS, S1	O	2	B	3SU1050-5PP01-0AA0		1	1 unit	41J	
		RONIS, SB30	O	2	B	3SU1050-4BN01-0AA0		1	1 unit	41J
			I	2	B	3SU1050-4BN21-0AA0		1	1 unit	41J
O+I (center, left)	2		B	3SU1050-4BN51-0AA0		1	1 unit	41J		
Latching/momentary contact, 2x45° (10:30/12/1:30 o'clock), reset from right, latching to the left	CES, SSG10	O	2	B	3SU1050-5BN01-0AA0		1	1 unit	41J	
		I	2	B	3SU1050-5BN21-0AA0		1	1 unit	41J	
	CES, STGH10	O+I (center, left)	2	B	3SU1050-5BN51-0AA0		1	1 unit	41J	
		O	2	B	3SU1050-5LN51-0AA0		1	1 unit	41J	
BKS, S1	O	2	B	3SU1050-5PN01-0AA0		1	1 unit	41J		
	I	2	B	3SU1050-5PN21-0AA0		1	1 unit	41J		
	O+I (center, left)	2	B	3SU1050-5PN51-0AA0		1	1 unit	41J		



Selection and ordering data

Version of actuating element	Color	DT	Article No.	Price per PU	PU (UNIT, SET, M)	PS*	PG
------------------------------	-------	----	-------------	--------------	-------------------	-----	----

Indicator lights



3SU1051-6AA40-0AA0

Indicator lights with smooth lens	Amber	B	3SU1051-6AA00-0AA0		1	1 unit	41J
	Red	A	3SU1051-6AA20-0AA0		1	1 unit	41J
	Yellow	A	3SU1051-6AA30-0AA0		1	1 unit	41J
	Green	A	3SU1051-6AA40-0AA0		1	1 unit	41J
	Blue	B	3SU1051-6AA50-0AA0		1	1 unit	41J
	White	A	3SU1051-6AA60-0AA0		1	1 unit	41J
	Clear	B	3SU1051-6AA70-0AA0		1	1 unit	41J


SIRIUS ACT Pushbuttons and Indicator Lights

Actuators and Indicators, Flat, 30 mm, Round, Metal, Matte

Actuating and Signaling Elements

Pushbuttons

Selection and ordering data











Version	Operating principle	Unlatching method	Color	DT	Article No.	Price per PU	PU (UNIT, SET, M)	PS*	PG
Pushbuttons									
 3SU1060-0JB50-0AA0	Pushbuttons with flat button Momentary contact	--	Black	B	3SU1060-0JB10-0AA0		1	1 unit	41J
			Red	B	3SU1060-0JB20-0AA0		1	1 unit	41J
			Yellow	B	3SU1060-0JB30-0AA0		1	1 unit	41J
			Green	B	3SU1060-0JB40-0AA0		1	1 unit	41J
			Blue	B	3SU1060-0JB50-0AA0		1	1 unit	41J
			White	B	3SU1060-0JB60-0AA0		1	1 unit	41J
 3SU1060-0JA20-0AA0	Latching Push to unlatch		Black	B	3SU1060-0JA10-0AA0		1	1 unit	41J
			Red	B	3SU1060-0JA20-0AA0		1	1 unit	41J
			Yellow	B	3SU1060-0JA30-0AA0		1	1 unit	41J
			Green	B	3SU1060-0JA40-0AA0		1	1 unit	41J
			Blue	B	3SU1060-0JA50-0AA0		1	1 unit	41J
			White	B	3SU1060-0JA60-0AA0		1	1 unit	41J
 3SU1061-0JB40-0AA0	Illuminated pushbuttons with flat button Momentary contact	--	Red	B	3SU1061-0JB20-0AA0		1	1 unit	41J
			Yellow	B	3SU1061-0JB30-0AA0		1	1 unit	41J
			Green	B	3SU1061-0JB40-0AA0		1	1 unit	41J
			Blue	B	3SU1061-0JB50-0AA0		1	1 unit	41J
			Clear	B	3SU1061-0JB70-0AA0		1	1 unit	41J
 3SU1061-0JA30-0AA0	Latching Push to unlatch		Red	B	3SU1061-0JA20-0AA0		1	1 unit	41J
			Yellow	B	3SU1061-0JA30-0AA0		1	1 unit	41J
			Green	B	3SU1061-0JA40-0AA0		1	1 unit	41J
			Blue	B	3SU1061-0JA50-0AA0		1	1 unit	41J
			Clear	B	3SU1061-0JA70-0AA0		1	1 unit	41J

SIRIUS ACT Pushbuttons and Indicator Lights

Actuators and Indicators, Flat, 30 mm, Round, Metal, Matte
Actuating and Signaling Elements

Selector switches

Selection and ordering data

Version	Operating principle	Color	DT	Article No.	Price per PU	PU (UNIT, SET, M)	PS*	PG		
Selector switches										
2 switch positions (O+I), can be illuminated										
 3SU1062-2DC40-0AA0	Selector, short black actuator and front ring for flat mounting	Momentary contact, 45° (10:30/12 o'clock), reset from center to left	Red Green White	B B B	3SU1062-2DC20-0AA0 3SU1062-2DC40-0AA0 3SU1062-2DC60-0AA0	1 1 1	1 unit 1 unit 1 unit	41J 41J 41J		
			Latching, 90° (10:30/1:30 o'clock)	Red Green White	B B B	3SU1062-2DF20-0AA0 3SU1062-2DF40-0AA0 3SU1062-2DF60-0AA0	1 1 1	1 unit 1 unit 1 unit	41J 41J 41J	
					Selector, long black actuator and front ring for flat mounting	Momentary contact, 45° (10:30/12 o'clock), reset from center to left	Red Green White	B B B	3SU1062-2EC20-0AA0 3SU1062-2EC40-0AA0 3SU1062-2EC60-0AA0	1 1 1
	Latching, 90° (10:30/1:30 o'clock)					Red Green White	B B B	3SU1062-2EF20-0AA0 3SU1062-2EF40-0AA0 3SU1062-2EF60-0AA0	1 1 1	1 unit 1 unit 1 unit
			3 switch positions (I+O+II), can be illuminated			Momentary contact, 2x45° (10:30/12/1:30 o'clock), reset from left + right	Red Green White	B B B	3SU1062-2DM20-0AA0 3SU1062-2DM40-0AA0 3SU1062-2DM60-0AA0	1 1 1
					Selector, short black actuator and front ring for flat mounting	Momentary contact, 2x45° (10:30/12/1:30 o'clock), reset from left + right	Red Green White	B B B	3SU1062-2DL20-0AA0 3SU1062-2DL40-0AA0 3SU1062-2DL60-0AA0	1 1 1
	Selector, long black actuator and front ring for flat mounting					Momentary contact, 2x45° (10:30/12/1:30 o'clock), reset from left + right	Red Green White	B B B	3SU1062-2EM20-0AA0 3SU1062-2EM40-0AA0 3SU1062-2EM60-0AA0	1 1 1
			Latching, 2x45° (10:30/12/1:30 o'clock)			Red Green White	B B B	3SU1062-2EL20-0AA0 3SU1062-2EL40-0AA0 3SU1062-2EL60-0AA0	1 1 1	1 unit 1 unit 1 unit
					Selector, long black actuator and front ring for flat mounting	Momentary contact, 2x45° (10:30/12/1:30 o'clock), reset from left + right	Red Green White	B B B	3SU1062-2EM20-0AA0 3SU1062-2EM40-0AA0 3SU1062-2EM60-0AA0	1 1 1
	Latching, 2x45° (10:30/12/1:30 o'clock)					Red Green White	B B B	3SU1062-2EL20-0AA0 3SU1062-2EL40-0AA0 3SU1062-2EL60-0AA0	1 1 1	1 unit 1 unit 1 unit

3SU1062-2EL20-0AA0

3SU1062-2DL60-0AA0

3SU1062-2EC20-0AA0

3SU1062-2DC40-0AA0

SIRIUS ACT Pushbuttons and Indicator Lights

Actuators and Indicators, Flat, 30 mm, Round, Metal, Matte

Actuating and Signaling Elements

Key-operated switches / Indicator lights

Selection and ordering data

Make of lock	Operating principle	Switch position for key removal	DT	Article No.	Price per PU	PU (UNIT, SET, M)	PS*	PG
--------------	---------------------	---------------------------------	----	-------------	--------------	-------------------	-----	----

Key-operated switches with 2 keys

2 switch positions (O+I)



3SU1060-4LF11-0AA0

RONIS, SB30 and front ring for flat mounting

Momentary contact, 45° (10:30/12 o'clock), reset from center to left



O

B

3SU1060-4LC01-0AA0

1

1 unit

41J

Latching, 90° (10:30/1:30 o'clock)



O+I

B

3SU1060-4LF11-0AA0

1

1 unit

41J

3SU1060-4LF21-0AA0

1

1 unit

41J

3 switch positions (I+O+II)



3SU1060-4LL11-0AA0

RONIS, SB30 and front ring for flat mounting

Latching, 2x45° (10:30/12/1:30 o'clock)



O+I

B

3SU1060-4LL11-0AA0

1

1 unit

41J

Selection and ordering data

Version	Operating principle	Color	DT	Article No.	Price per PU	PU (UNIT, SET, M)	PS*	PG
---------	---------------------	-------	----	-------------	--------------	-------------------	-----	----

Indicator lights



3SU1061-0JD40-0AA0

Illuminated pushbuttons with flat button

Fixed button

Red

B

3SU1061-0JD20-0AA0

1

1 unit

41J

Yellow

B

3SU1061-0JD30-0AA0

1

1 unit

41J

Green

B

3SU1061-0JD40-0AA0

1

1 unit

41J

Blue

B

3SU1061-0JD50-0AA0

1

1 unit

41J

Clear

B

3SU1061-0JD70-0AA0

1

1 unit

41J

SIRIUS ACT Pushbuttons and Indicator Lights

Actuators and Indicators, Customized Designs

Special locks

Options

Special locks for key-operated switches

The plastic and metal key-operated switches of type RONIS, BKS, CES and IKON can be optionally ordered with additional locks.

In this case **"-Z"**, the order code **"Y01"** and the required lock number must be added to the Article No. of the relevant key-operated switch for standard locking.

Order code	Y01
Normal delivery time	25 working days
Additional price per unit	On request
Ordering example	3SU1000-5BF01-0AA0-Z Y01 Z = SSG18

Ordering notes

- For all special locks, an additional price applies.
- The order code **"Y01"** must be quoted in accordance with the above tables. Automated processing of the order with a defined delivery time can be guaranteed only for correctly submitted orders.
- For applications in which access security is important and several lock numbers are used, we recommend the use of BKS or CES key-operated switches.
- Special locks for VW (E1, E2, ...) will be delivered without keys, all others with 2 keys.
- With RONIS, the special locks SB31, 421 and 455 are possible.

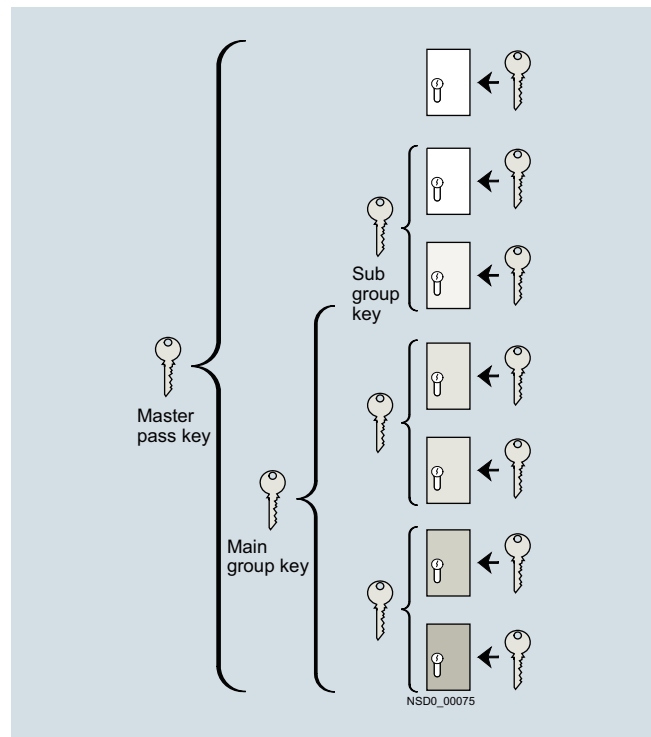
Master and master-pass key systems

The following key systems can be supplied with BKS, CES or IKON key-operated switches:

- Central lock systems
- Master key systems
- Central master key systems
- Master-pass key systems

When placing an order you must supplement the Article No. of the matching key-operated switches with **"-Z"** and quote the order code **"Y03"**.

Price and delivery time on request.



Example of master-pass key system

Options

Inscription of actuating and signaling elements

Actuating and signaling elements of plastic as well as metal version can be optionally inscribed with a laser.



Example of laser inscription

The actuators of the pushbuttons, illuminated pushbuttons, twin pushbuttons, mushroom pushbuttons, illuminated mushroom pushbuttons, EMERGENCY STOP buttons, the lenses of the indicator lights, and the acoustic signaling devices can all be inscribed.

Selector switches, key-operated switches, toggle switches, coordinate switches, potentiometers and selectors can be inscribed only if they are made of plastic (only one text line on the front ring).

Version

A letter height of 4 mm is used as standard for text inscriptions.

The typeface used is Arial. Other letter heights and typefaces are possible, but must be specified when ordering.

The maximum possible number of characters per line is:

- 10 characters for one line of text
- 8 characters for 2 lines of text
- 6 characters for 3 lines of text, but 10 characters in the middle line.

Note:

Selected pushbuttons and twin pushbuttons can be supplied as standard with inscribed letters or symbols.

Ordering notes

To order, the inscribed actuating and signaling elements can be selected via the SIRIUS ACT Configurator. An electronic order form is then generated.

Configurator [see](#)

- www.siemens.com/sirius-act/configurator
- Electronic Catalog CA 01 on DVD or
- Industry Mall: www.siemens.com/industrymall

When ordering, supplement the Article No. of the actuating element or the indicator light with **"-Z"** and an order code:

- Text line in upper/lower case, always upper case for beginning of line (e.g. "Lift / Off"): **Y10**
- Text in upper case (e.g. "LIFT"): **Y11**
- Text in lower case (e.g. "lift / off / lower"): **Y12**
- Text in upper/lower case, all words begin with upper case letters (e.g. "On Off"): **Y15**
- Symbol with number according to ISO 7000 or IEC 60417: **Y13**
- Any inscription or symbol according to order form supplement: **Y19**

When ordering, specify the required inscription in plain text in addition to the Article No. and order code. In the case of special inscriptions with words in languages other than German, give the exact spelling and specify the language. In the case of symbols with number, quote the corresponding standard (see [ordering example 1](#)).

In the case of multi-line inscriptions, the text must be assigned to the respective line, e.g. "Z1 = Lift, Z2 = Lower". For long words you can also specify the end-of-line division.

Symbols can also be ordered with numbers according to ISO 7000 or IEC 60417 (see [ordering examples 2 and 3](#)).

The SIRIUS ACT Configurator must be used to select special inscriptions and symbols (order code Y19). In this case a "CIN" (Configuration Identification Number) is generated for placement of future orders. It is then possible to place an order directly using the CIN and the SIRIUS ACT Configurator (Mall shopping cart) or via the standard order channels.

Ordering example 1

A round pushbutton with the inscription "Reset" is required:

3SU1030-0AD20-0AZ0
Y10
Z = Reset (English)

Ordering example 2

A square pushbutton inscribed with symbol No. 5389 according to IEC 60417 is required:

3SU1030-0AD20-0AZ0
Y13
Z = 5389 IEC

Ordering example 3

A round pushbutton inscribed with symbol No. 1118 according to ISO 7000 is required:

3SU1030-0AD20-0AZ0
Y13
Z = 1118 ISO

SIRIUS ACT Pushbuttons and Indicator Lights Holders



Holders without module

Overview

Holders made of plastic can only be attached to actuators and indicators made of plastic (3SU100) or plastic with metal front ring (3SU103).

Metal holders can be attached to all versions of actuators and indicators. Metal holders are automatically grounded by their fastening screw, but a grounding stud can also be fitted.

Selection and ordering data

	Holder material	Version	DT	Article No.	Price per PU	PU (UNIT, SET, M)	PS*	PG
Holders without module								
	Plastic	3x without module	A	3SU1500-0AA10-0AA0		1	1 unit	41J
3SU1500-0AA10-0AA0								
	Metal	3x without module	A	3SU1550-0AA10-0AA0		1	1 unit	41J
3SU1550-0AA10-0AA0								

SIRIUS ACT Pushbuttons and Indicator Lights Holders

Holders with module

Selection and ordering data

Number of contact modules	Number of NO contacts	Number of NC contacts	Color	DT	Screw terminals	⊕	PU (UNIT, SET, M)	PS*	PG
					Article No.	Price per PU			

Holders with module

Plastic version


With contact module



3SU1500-1AA10-1LA0

1	1	0	--	B	3SU1500-1AA10-1BA0		1	1 unit	41J
	0	1		B	3SU1500-1AA10-1CA0		1	1 unit	41J
2	1	1	--	B	3SU1500-1AA10-1NA0		1	1 unit	41J


With contact and LED module¹⁾ (6 ... 24 V AC/DC)



3SU1501-1AG20-1CA0

1	1	0	Amber	B	3SU1501-1AG00-1BA0		1	1 unit	41J
			Red	B	3SU1501-1AG20-1BA0		1	1 unit	41J
			Yellow	B	3SU1501-1AG30-1BA0		1	1 unit	41J
			Green	B	3SU1501-1AG40-1BA0		1	1 unit	41J
			Blue	B	3SU1501-1AG50-1BA0		1	1 unit	41J
			White	B	3SU1501-1AG60-1BA0		1	1 unit	41J

	0	1	Amber	B	3SU1501-1AG00-1CA0		1	1 unit	41J
			Red	B	3SU1501-1AG20-1CA0		1	1 unit	41J
			Yellow	B	3SU1501-1AG30-1CA0		1	1 unit	41J
			Green	B	3SU1501-1AG40-1CA0		1	1 unit	41J
			Blue	B	3SU1501-1AG50-1CA0		1	1 unit	41J
			White	B	3SU1501-1AG60-1CA0		1	1 unit	41J



3SU1501-1AG20-1NA0

2	1	1	Amber	B	3SU1501-1AG00-1NA0		1	1 unit	41J
			Red	B	3SU1501-1AG20-1NA0		1	1 unit	41J
			Yellow	B	3SU1501-1AG30-1NA0		1	1 unit	41J
			Green	B	3SU1501-1AG40-1NA0		1	1 unit	41J
			Blue	B	3SU1501-1AG50-1NA0		1	1 unit	41J
			White	B	3SU1501-1AG60-1NA0		1	1 unit	41J


¹⁾ Only for use with SIRIUS commanding and signaling devices.

Number of contact modules	Number of NO contacts	Number of NC contacts	DT	Screw terminals	⊕	PU (UNIT, SET, M)	PS*	PG
					Article No.	Price per PU		

Holders with module

Metal version

With contact module



3SU1550-1AA10-1BA0



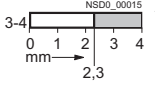
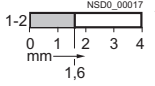

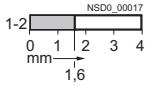
1	1	0		B	3SU1550-1AA10-1BA0		1	1 unit	41J
	0	1		B	3SU1550-1AA10-1CA0		1	1 unit	41J
2	1	1		B	3SU1550-1AA10-1NA0		1	1 unit	41J

SIRIUS ACT Pushbuttons and Indicator Lights

Modules for Actuators and Indicators

Contact modules



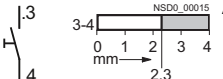
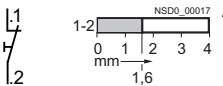

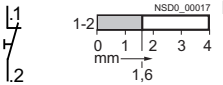
Selection and ordering data

Contact version	Number of NO contacts	Number of NC contacts	Product function positive opening	DT	Screw terminals 	PU (UNIT, SET, M)	PS*	PG
Contact modules for front plate mounting					Article No.	Price per PU		
	Silver alloy	1	0	No		3SU1400-1AA10-1BA0	1	1 unit 41J
		0	1	Yes		3SU1400-1AA10-1CA0	1	1 unit 41J
		0	1 with installation monitoring ¹⁾	Yes		3SU1400-1AA10-1HA0	1	1 unit 41J

¹⁾ The NC contact opens automatically upon disconnection of the actuator. On delivery, the contact is open (= safe state). Activation (= NC contacts on the non-actuated commanding device are closed) takes place upon first-time actuation after the contact block is snapped onto the actuator. Unsuited for mounting in 3SU18 enclosure.

SIRIUS ACT Pushbuttons and Indicator Lights Modules for Actuators and Indicators

Contact modules

Contact version	Number of NO contacts	Number of NC contacts	Product function positive opening	DT	Spring-type terminals 	PU (UNIT, SET, M)	PS*	PG
					Article No.	Price per PU		
Contact modules for front plate mounting								
	Silver alloy	1	0	No		3SU1400-1AA10-3BA0	1	1 unit 41J
		0	1	Yes		3SU1400-1AA10-3CA0	1	1 unit 41J
		0	1 with installation monitoring ¹⁾	Yes		3SU1400-1AA10-3HA0	1	1 unit 41J




¹⁾ The NC contact opens automatically upon disconnection of the actuator. On delivery, the contact is open (= safe state). Activation (= NC contacts on the non-actuated commanding device are closed) takes place upon first-time actuation after the contact block is snapped onto the actuator. Unsuitable for mounting in 3SU18 enclosure.

SIRIUS ACT Pushbuttons and Indicator Lights

Modules for Actuators and Indicators

LED modules

Selection and ordering data

Operational voltage at AC	Operational voltage at DC	Color	DT	Screw terminals	PU (UNIT, SET, M)	PS*	PG			
V	V			Article No.	Price per PU					
LED modules¹⁾ for front plate mounting										
 3SU1401-1BB30-1AA0	24	24	Amber	A	3SU1401-1BB00-1AA0	1	1 unit	41J		
			Red	A	3SU1401-1BB20-1AA0	1	1 unit	41J		
			Yellow	A	3SU1401-1BB30-1AA0	1	1 unit	41J		
			Green	A	3SU1401-1BB40-1AA0	1	1 unit	41J		
			Blue	B	3SU1401-1BB50-1AA0	1	1 unit	41J		
			White	A	3SU1401-1BB60-1AA0	1	1 unit	41J		
			 3SU1401-1BB30-3AA0	110	--	Amber	B	3SU1401-1BC00-1AA0	1	1 unit
Red	A	3SU1401-1BC20-1AA0				1	1 unit	41J		
Yellow	B	3SU1401-1BC30-1AA0				1	1 unit	41J		
Green	A	3SU1401-1BC40-1AA0				1	1 unit	41J		
Blue	B	3SU1401-1BC50-1AA0				1	1 unit	41J		
230	--	White		A	3SU1401-1BC60-1AA0	1	1 unit	41J		
				Amber	B	3SU1401-1BF00-1AA0	1	1 unit	41J	
				Red	A	3SU1401-1BF20-1AA0	1	1 unit	41J	
				Yellow	B	3SU1401-1BF30-1AA0	1	1 unit	41J	
				Green	A	3SU1401-1BF40-1AA0	1	1 unit	41J	
230	--	Blue	B	3SU1401-1BF50-1AA0	1	1 unit	41J			
			White	A	3SU1401-1BF60-1AA0	1	1 unit	41J		
			Spring-type terminals							
			24	24	Amber	B	3SU1401-1BB00-3AA0	1	1 unit	41J
					Red	B	3SU1401-1BB20-3AA0	1	1 unit	41J
Yellow	B	3SU1401-1BB30-3AA0			1	1 unit	41J			
Green	B	3SU1401-1BB40-3AA0			1	1 unit	41J			
Blue	B	3SU1401-1BB50-3AA0			1	1 unit	41J			
24	24	White	B	3SU1401-1BB60-3AA0	1	1 unit	41J			
			110	--	Amber	B	3SU1401-1BC00-3AA0	1	1 unit	41J
					Red	B	3SU1401-1BC20-3AA0	1	1 unit	41J
					Yellow	B	3SU1401-1BC30-3AA0	1	1 unit	41J
					Green	B	3SU1401-1BC40-3AA0	1	1 unit	41J
Blue	B	3SU1401-1BC50-3AA0			1	1 unit	41J			
230	--	White	B	3SU1401-1BC60-3AA0	1	1 unit	41J			
			Amber	B	3SU1401-1BF00-3AA0	1	1 unit	41J		
			Red	B	3SU1401-1BF20-3AA0	1	1 unit	41J		
			Yellow	B	3SU1401-1BF30-3AA0	1	1 unit	41J		
			Green	B	3SU1401-1BF40-3AA0	1	1 unit	41J		
230	--	Blue	B	3SU1401-1BF50-3AA0	1	1 unit	41J			
			230	--	White	B	3SU1401-1BF60-3AA0	1	1 unit	41J

¹⁾ Only for use with SIRIUS commanding and signaling devices.

SIRIUS ACT Pushbuttons and Indicator Lights

Modules for Actuators and Indicators

LED modules

Operational voltage at AC	Operational voltage at DC	Color	DT	Screw terminals		PU (UNIT, SET, M)	PS*	PG
				Article No.	Price per PU			
V	V							
LED modules¹⁾ for front plate mounting								
 3SU1401-1BG30-1AA0	6 ... 24	6 ... 24	Amber	A	3SU1401-1BG00-1AA0	1	1 unit	41J
			Red	B	3SU1401-1BG20-1AA0	1	1 unit	41J
			Yellow	B	3SU1401-1BG30-1AA0	1	1 unit	41J
			Green	B	3SU1401-1BG40-1AA0	1	1 unit	41J
			Blue	B	3SU1401-1BG50-1AA0	1	1 unit	41J
			White	B	3SU1401-1BG60-1AA0	1	1 unit	41J
 3SU1401-1BG30-3AA0	24 ... 230	24 ... 230	Amber	B	3SU1401-1BH00-1AA0	1	1 unit	41J
			Red	B	3SU1401-1BH20-1AA0	1	1 unit	41J
			Yellow	B	3SU1401-1BH30-1AA0	1	1 unit	41J
			Green	B	3SU1401-1BH40-1AA0	1	1 unit	41J
			Blue	B	3SU1401-1BH50-1AA0	1	1 unit	41J
			White	B	3SU1401-1BH60-1AA0	1	1 unit	41J
				Spring-type terminals				
 3SU1401-1BG30-3AA0	6 ... 24	6 ... 24	Amber	B	3SU1401-1BG00-3AA0	1	1 unit	41J
			Red	B	3SU1401-1BG20-3AA0	1	1 unit	41J
			Yellow	B	3SU1401-1BG30-3AA0	1	1 unit	41J
			Green	B	3SU1401-1BG40-3AA0	1	1 unit	41J
			Blue	B	3SU1401-1BG50-3AA0	1	1 unit	41J
			White	B	3SU1401-1BG60-3AA0	1	1 unit	41J
 3SU1401-1BH00-3AA0	24 ... 230	24 ... 230	Amber	B	3SU1401-1BH00-3AA0	1	1 unit	41J
			Red	B	3SU1401-1BH20-3AA0	1	1 unit	41J
			Yellow	B	3SU1401-1BH30-3AA0	1	1 unit	41J
			Green	B	3SU1401-1BH40-3AA0	1	1 unit	41J
			Blue	B	3SU1401-1BH50-3AA0	1	1 unit	41J
			White	B	3SU1401-1BH60-3AA0	1	1 unit	41J
				Socket terminals (THT)				
Operational voltage at AC	Operational voltage at DC	Color	DT	Article No.	Price per PU	PU (UNIT, SET, M)	PS*	PG
V	V							
LED modules¹⁾ for mounting on printed-circuit boards								
 3SU1401-3BA20-5AA0	--	24	Amber	B	3SU1401-3BA00-5AA0	1	1 unit	41J
			Red	B	3SU1401-3BA20-5AA0	1	1 unit	41J
			Yellow	B	3SU1401-3BA30-5AA0	1	1 unit	41J
			Green	B	3SU1401-3BA40-5AA0	1	1 unit	41J
			Blue	B	3SU1401-3BA50-5AA0	1	1 unit	41J
			White	B	3SU1401-3BA60-5AA0	1	1 unit	41J

¹⁾ Only for use with SIRIUS commanding and signaling devices.

SIRIUS ACT Pushbuttons and Indicator Lights

Modules for Actuators and Indicators

AS-Interface modules


Selection and ordering data

Slave type	Number of digital inputs		Number of digital outputs		DT	Screw terminals + Spring-type terminals	  Price per PU	PU (UNIT, SET, M)	PS*	PG
	Standard	Safety-related								
AS-Interface modules for front plate mounting										
	2 F-DI	--	2	--	B	3SU1400-1EA10-2AA0		1	1 unit	41J
3SU1400-1EA10-2AA0										
	2 F-DI + 1 LED	--	2	--	B	3SU1401-1EE20-2AA0		1	1 unit	41J
3SU1401-1EE20-2AA0										
	2 F-DI + 1 DO	--	2	1	B	3SU1400-1EC10-2AA0		1	1 unit	41J
3SU1400-1EC10-2AA0										
	2 F-DI	--	2	--	B	3SU1400-1EA10-4AA0		1	1 unit	41J
3SU1400-1EA10-4AA0										
	2 F-DI + 1 LED	--	2	--	B	3SU1401-1EE20-4AA0		1	1 unit	41J
3SU1401-1EE20-4AA0										
	2 F-DI + 1 DO	--	2	1	B	3SU1400-1EC10-4AA0	Spring-type terminals + Insulation piercing method  	1	1 unit	41J
3SU1400-1EC10-4AA0										


SIRIUS ACT Pushbuttons and Indicator Lights Modules for Actuators and Indicators


Electronic modules for ID key-operated switches

Technical specifications


Article No.	3SU1400-1GC10-1AA0	3SU1400-1GD10-1AA0
Communication		
Protocol is supported by IO-Link protocol	No	Yes
Product function	Group ID 24 V DC	IO-Link 24 V DC
IO-Link transfer rate	--	COM2 (38.4 kBaud)
Point-to-point cycle time between the master and the IO-Link device minimum	ms	10
Type of voltage supply via IO-Link master	--	3
Data volume		
• of the address area of the inputs with cyclic transfer total	bytes	2
• of the address area of the outputs with cyclic transfer total	bytes	0
Number of NO contacts	5	5
General data		
Impulse withstand voltage rated value	V	800
Insulation voltage rated value	V	30
Pollution degree		3
Type of voltage		
• of operational voltage		DC
• of input voltage		DC
Operational voltage		
• 1 at DC rated value	V	24
• Rated value	V	18 ... 30
Current consumed maximum	mA	49
Ambient temperature		
• During operation	°C	-25 ... +70
• During storage	°C	-40 ... +80
IP degree of protection		IP20
Touch protection against electric shock		Finger-safe
Connections		
Type of electrical connection	Screw terminals 	
Connectable conductor cross-section for auxiliary contacts		
• Solid or stranded	mm ²	0.2 ... 2.5
• Solid		
- With end sleeves	mm ²	0.2 ... 0.75
• Finely stranded		
- With end sleeves	mm ²	0.25 ... 1.5
- Without end sleeves	mm ²	0.2 ... 2.5
AWG number as coded connectable conductor cross-section		
• For auxiliary contacts		26 ... 14
Tightening torque		
• For screw terminals	Nm	0.4 ... 0.8

Selection and ordering data

Type of voltage supply via IO-Link master	Protocol is supported IO-Link protocol	Number of NO contacts	IO-Link transfer rate	DT	Screw terminals 	PU (UNIT, SET, M)	PS*	PG
					Article No.	Price per PU		
Electronic modules for ID key-operated switches								
--	No	5	--	B	3SU1400-1GC10-1AA0		1	1 unit 41J
Yes	Yes	5	COM2 (38.4 kBaud)	X	3SU1400-1GD10-1AA0		1	1 unit 41J



3SU1400-1GC10-1AA0



3SU1400-1GD10-1AA0

✓ Yes -- No

SIRIUS ACT Pushbuttons and Indicator Lights Enclosures

General data

Overview

Design



Enclosures with standard fittings

Enclosed SIRIUS ACT pushbuttons and indicator lights are used as hand-operated commanding devices for separately allocated control units and cabinets. The devices are suitable for use in any climate.

Standards

IEC 60947-5-1 or EN 60947-5-1

Versions

The enclosed pushbuttons and indicator lights are available with conventional controls as well as for connection to AS-Interface. The following versions are available:

- Empty enclosures with 1 to 6 command points (the installed components must be ordered separately; use modules for base mounting)
- Enclosures with standard fittings with 1 to 3 command points, e.g. EMERGENCY STOP enclosure with EMERGENCY STOP mushroom pushbutton
- Enclosures with customized fittings with 1 to 6 command points

Color of the enclosures

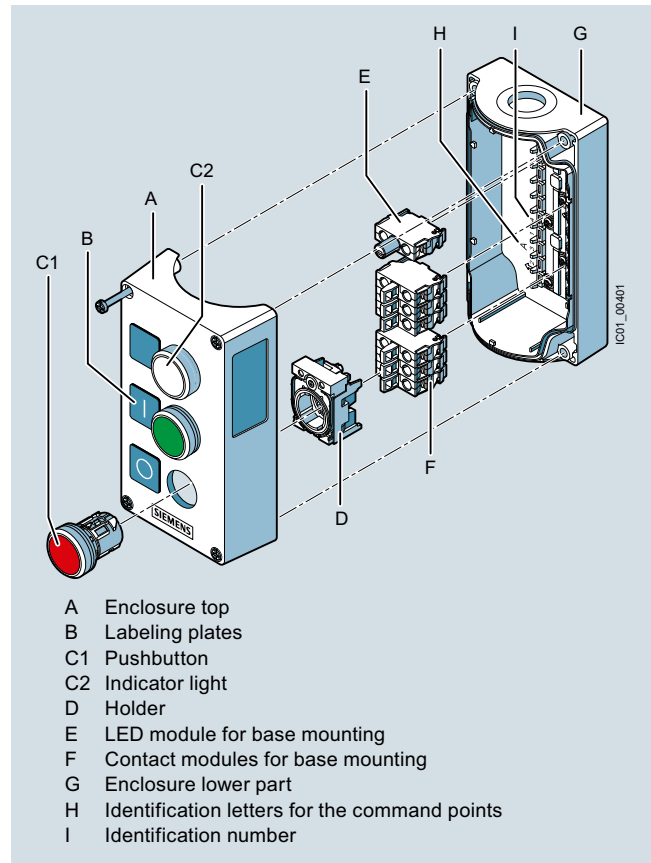
Top:

- Gray, RAL 7035
- Yellow, RAL 1004 for EMERGENCY STOP

Base:

- Black, RAL 9005

Enclosures with standard fittings



Pushbuttons and indicator lights in the enclosure

Customized enclosures

The fittings and labeling of the command points can be chosen using the Configurator on the Internet, see: www.siemens.com/sirius-act/configurator

Application

The enclosures are climate-proof (KTW 24) according to EN ISO 6270-2 and suitable for stationary use, and for use in marine applications.

SIRIUS ACT Pushbuttons and Indicator Lights Enclosures


Empty enclosures

Selection and ordering data

Color of enclosure top	Number of command points	Enclosure version	DT	Article No.	Price per PU	PU (UNIT, SET, M)	PS*	PG
------------------------	--------------------------	-------------------	----	-------------	--------------	-------------------	-----	----

Enclosures for surface mounting

Plastic version



3SU1801-0AA00-0AA2


Yellow	1	Center command point	A	3SU1801-0AA00-0AA2		1	1 unit	41J
		With protective collar	A	3SU1801-0AA00-0AC2		1	1 unit	41J
		With recess for labeling plate	A	3SU1801-0AA00-0AB2		1	1 unit	41J



3SU1802-0AA00-0AB1

Gray	1	With recess for labeling plate	A	3SU1801-0AA00-0AB1		1	1 unit	41J
	2	With recess for labeling plate	A	3SU1802-0AA00-0AB1		1	1 unit	41J
	3	With recess for labeling plate	A	3SU1803-0AA00-0AB1		1	1 unit	41J
	4	With recess for labeling plate	A	3SU1804-0AA00-0AB1		1	1 unit	41J
	6	With recess for labeling plate	A	3SU1806-0AA00-0AB1		1	1 unit	41J

Metal version



3SU1851-0AA00-0AC2

Yellow	1	Center command point	B	3SU1851-0AA00-0AA2		1	1 unit	41J
		With protective collar	B	3SU1851-0AA00-0AC2		1	1 unit	41J
		With recess for labeling plate	A	3SU1851-0AA00-0AB2		1	1 unit	41J



3SU1853-0AA00-0AB1

Gray	1	With recess for labeling plate	A	3SU1851-0AA00-0AB1		1	1 unit	41J
		With protective collar	B	3SU1851-0AA00-0AC1		1	1 unit	41J
	2	With recess for labeling plate	A	3SU1852-0AA00-0AB1		1	1 unit	41J
	3	With recess for labeling plate	A	3SU1853-0AA00-0AB1		1	1 unit	41J



3SU1854-0AA00-0AB1

	4	With recess for labeling plate	B	3SU1854-0AA00-0AB1		1	1 unit	41J
	6	With recess for labeling plate	B	3SU1856-0AA00-0AB1		1	1 unit	41J

Enclosure for 4-position selector and coordinate switch

Plastic version



3SU1801-1AA00-1AA1

Gray	1	Center command point	B	3SU1801-1AA00-1AA1		1	1 unit	41J
------	---	----------------------	---	---------------------------	--	---	--------	-----

Metal version

Gray	1	Center command point	B	3SU1851-1AA00-1AA1		1	1 unit	41J
------	---	----------------------	---	---------------------------	--	---	--------	-----

SIRIUS ACT Pushbuttons and Indicator Lights Enclosures

Pushbuttons and indicator lights in the enclosure

Overview

Pushbuttons and indicator lights in the enclosure (standard fittings) are available with:

- 1 to 3 command points
- Operating voltage up to 400 V
- Vertical mounting type
- Plastic enclosures are equipped with plastic actuators and indicators, metal enclosures are equipped with metal actuators and indicators
- Contact modules and LED modules for base mounting (are snapped into the enclosure base); screw terminals as standard; some versions also with spring-type terminals

Selection and ordering data

Color enclosure top	Number of command points	Enclosure version Command point fittings	Color of actuating element Marking	Number of: NC contacts NO contacts	DT	Article No.	Price per PU	PU (UNIT, SET, M)	PS*	PG
---------------------	--------------------------	---	---------------------------------------	--	----	-------------	--------------	-------------------	-----	----

Enclosures with standard fittings

Plastic version



3SU1801-0NA00-2AA2








3SU1801-0NA00-2AC2

Yellow	1	Center command point A = EMERGENCY STOP mushroom pushbutton B = indicator light	Red	2	1	A	3SU1801-0NA00-2AA2	1	1 unit	41J
		With protective collar A = EMERGENCY STOP mushroom pushbutton B = indicator light	Red	2	1	A	3SU1801-0NA00-2AC2	1	1 unit	41J
		A = pushbutton		2	1	A	3SU1801-0NB00-2AC2	1	1 unit	41J
	2	With recess for labeling plate A = EMERGENCY STOP mushroom pushbutton B = indicator light	A = red B = red A = "without inscription" B = "without inscription"	2	1	B	3SU1802-0NB00-2AB2	1	1 unit	41J

SIRIUS ACT Pushbuttons and Indicator Lights Enclosures





Pushbuttons and indicator lights in the enclosure

Color enclosure top	Number of command points	Enclosure version Command point fittings	Color of actuating element Marking	Number of:		DT	Article No.	Price per PU	PU (UNIT, SET, M)	PS*	PG	
				NC contacts	NO contacts							
Enclosures with standard fittings												
Plastic version												
	Gray	1	With recess for labeling plate A = pushbutton	Green	A = I	0	1	B	3SU1801-0AB00-2AB1	1	1 unit	41J
				Red	A = O	1	0	B	3SU1801-0AC00-2AB1	1	1 unit	41J
				White	A = I	0	1	B	3SU1801-0AD00-2AB1	1	1 unit	41J
				Black	A = O	1	0	B	3SU1801-0AE00-2AB1	1	1 unit	41J
	2	With recess for labeling plate A = pushbutton / B = pushbutton	A = red		1	1	B	3SU1802-0AB00-2AB1	1	1 unit	41J	
			B = green									
			A = O / B = I									
	2	With recess for labeling plate A = pushbutton / B = pushbutton	A = black / B = black		1	1	B	3SU1802-0AC00-2AB1	1	1 unit	41J	
			A = O / B = I									
	3	With recess for labeling plate A = pushbutton / B = pushbutton / C = indicator light	A = red / B = green / C = clear		1	1	B	3SU1803-0AB00-2AB1	1	1 unit	41J	
			A = O / B = I / C = "without inscription"									
			A = black / B = white / C = clear		1	1	B	3SU1803-0AC00-2AB1	1	1 unit	41J	
			A = O / B = I / C = "without inscription"									
	3	With recess for labeling plate A = pushbutton / B = pushbutton / C = pushbutton	A = red / B = black / C = black		1	2	B	3SU1803-0AD00-2AB1	1	1 unit	41J	
			A = O / B = I / C = II									

SIRIUS ACT Pushbuttons and Indicator Lights

Enclosures

Pushbuttons and indicator lights in the enclosure

Color enclosure top	Number of command points	Enclosure version Command point fittings	Color of actuating element Marking	Number of:		DT	Article No.	Price per PU	PU (UNIT, SET, M)	PS*	PG		
				NC contacts	NO contacts								
Enclosures with standard fittings													
Metal version													
	Yellow	1	Center command point A = EMERGENCY STOP mushroom pushbutton	Red	0	1	B	3SU1851-0NA00-2AA2		1	1 unit	41J	
					0	1	B						3SU1851-0NB00-2AA2
			With protective collar A = EMERGENCY STOP mushroom pushbutton	Red	0	1	A	3SU1851-0NA00-2AC2		1	1 unit	41J	
					0	1	B	3SU1851-0NB00-2AC2	1	1 unit	41J		
					0	1	B	3SU1851-0ND00-2AC2	1	1 unit	41J		
	Gray	1	With recess for labeling plate A = pushbutton	Green	A = I	0	1	B	3SU1851-0AB00-2AB1		1	1 unit	41J
				Red	A = O	0	1	B	3SU1851-0AC00-2AB1	1	1 unit	41J	
				White	A = I	0	1	B	3SU1851-0AD00-2AB1	1	1 unit	41J	
				Black	A = O	0	1	B	3SU1851-0AE00-2AB1	1	1 unit	41J	
		2	With recess for labeling plate A = pushbutton / B = pushbutton	A = red		1	1	B	3SU1852-0AB00-2AB1		1	1 unit	41J
				B = green									
				A = O / B = I									
		3	With recess for labeling plate A = pushbutton / B = pushbutton / C = indicator light	A = black / B = white		1	1	B	3SU1852-0AC00-2AB1		1	1 unit	41J
				A = O / B = I									
		3	With recess for labeling plate A = pushbutton / B = pushbutton / C = pushbutton	A = red / B = green / C = clear		1	1	B	3SU1853-0AB00-2AB1		1	1 unit	41J
				A = O / B = I / C = "without inscription"									
				A = red / B = black / C = black		1	2	B	3SU1853-0AD00-2AB1	1	1 unit	41J	
				A = O / B = I / C = II									

SIRIUS ACT Pushbuttons and Indicator Lights Enclosures

Pushbuttons and indicator lights in the enclosure for AS-Interface

Overview

With AS-Interface enclosures, distributed SIRIUS ACT pushbuttons and indicator lights can be quickly connected to the AS-Interface communication system. Using suitable components you can assemble your own enclosures with integrated AS-Interface or flexibly modify existing enclosures.



Enclosures for AS-Interface

Enclosures

Color of enclosure top:

- Gray, RAL 7035
- Yellow, RAL 1004, for EMERGENCY STOP

Color of enclosure lower part:

- Black, RAL 9005

Equipping with AS-Interface slaves

The following slaves are available for connecting the command points:

- Slave in A/B technology with 4 digital inputs and 3 digital outputs (4 DI / 3 DO)
- Slave with 4 digital inputs and 4 digital outputs (4 DI / 4 DO)
- F slave with 2 safe inputs for EMERGENCY STOP mushroom pushbutton (2 F-DI), also with LED
- F slave with 2 safe inputs and one digital output (2 F-DI + 1 DO)

The following table shows the maximum number of slaves possible:

Number of command points	Number of slaves for enclosures without EMERGENCY STOP	Number of slaves for enclosures with EMERGENCY STOP
1	--	1 x F slave 2 F-DI
2	1 x slave 4 DI/4 DO or 4 DI/3 DO	--
3	1 x slave 4 DI/4 DO or 4 DI/3 DO	1 x slave 4 DI/4 DO or 4 DI/3 DO + 1 x F slave
4	2 x slave 4 DI/4 DO or 4 DI/3 DO	2 x slave 4 DI/4 DO or 4 DI/3 DO + 1 x F slave
6	2 x slave 4 DI/4 DO or 4 DI/3 DO	2 x slave 4 DI/4 DO or 4 DI/3 DO + 1 x F slave

Connection

One set of links is required in each case to connect a slave to contact modules, LED modules, and the connection element.

The connection elements are mounted in the front-end cable glands and are used to connect the AS-Interface or bring unused inputs or outputs out of the enclosure.

For connection to AS-Interface, the following options are available:

- Terminal for shaped AS-Interface cable. The cable is contacted by the insulation piercing method and routed past the enclosure on the outside (possible only with plastic enclosure).
- Cable gland for the shaped AS-Interface cable or round cable. The cable is routed into the enclosure (preferable for metal enclosure).
- Connection using M12 plug.

If less than all inputs/outputs of the installed slaves in an enclosure are used for connecting the commanding devices, free inputs and outputs can be routed on request to the outside through an M12 socket on the top or bottom side of the enclosure.

To supply inputs with power, the S+ connection of the slave must be assigned to the socket, for outputs the OUT- connection must be assigned. Addressing is performed using the AS-Interface connections or the integrated addressing socket. An external power supply is not required.

Enclosures with standard fittings

Enclosures with standard fittings are available with:

- 1 to 3 command points
- Operational voltage through AS-Interface (approx. 30 V)
- Vertical mounting type
- Plastic enclosures are equipped with plastic actuators and indicators, metal enclosures are equipped with metal actuators and indicators

The enclosures without EMERGENCY STOP each have one module with 4I/3O; the enclosures with EMERGENCY STOP mushroom pushbuttons have a safe AS-Interface slave integrated in the enclosure. Enclosures with EMERGENCY STOP mushroom pushbuttons are fitted with two NC contact modules, which are wired to the safe F slave.

The contact modules and LED modules (with spring-type terminals) of the commanding devices and the AS-Interface slaves are mounted in the base of the enclosure and connected using cables. The plastic enclosures are designed with a connection for the AS-Interface flat cable (the cable is run along the outside of the enclosure). For metal enclosures, the AS-Interface cable is run inside the enclosure.

The enclosures with EMERGENCY STOP mushroom pushbuttons are also available with an M12 connector.

Customized enclosures (selection by configurator)

To order customized 3SU18 AS-Interface enclosures with pushbuttons and indicator lights, use the 3SU1 configurator to select the elements for equipping. An electronic order form will be generated for the options.






Configurator [see www.siemens.com/sirius-act/configurator](http://www.siemens.com/sirius-act/configurator)

SIRIUS ACT Pushbuttons and Indicator Lights

Enclosures

Pushbuttons and indicator lights in the enclosure for AS-Interface



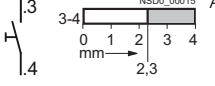
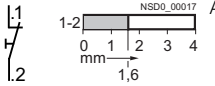


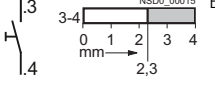
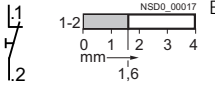


Selection and ordering data

Color of enclosure top	Number of command points	Enclosure version Command point fittings	Color, marking	DT	Insulation piercing method 	PU (UNIT, SET, M)	PS*	PG
					Article No.	Price per PU		
Enclosures with standard fittings								
Plastic version								
	Yellow	1	With recess for labeling plate A = EMERGENCY STOP mushroom pushbutton	Red	B	3SU1801-0NB10-4HB2	1	1 unit 41J
3SU1801-0NB10-4HB2								
	Gray	2	With recess for labeling plate A = pushbutton / B = pushbutton	A = red B = green A = O / B = I	B	3SU1802-0AB10-4HB1	1	1 unit 41J
3SU1802-0AB10-4HB1								
		3	With recess for labeling plate A = pushbutton / B = pushbutton / C = indicator light	A = black / B = white A = O / B = I	B	3SU1802-0AC10-4HB1	1	1 unit 41J
3SU1802-0AC10-4HB1								
		3	With recess for labeling plate A = pushbutton / B = pushbutton / C = indicator light	A = red / B = green / C = clear A = O / B = I / C = "without inscription"	B	3SU1803-0AB10-4HB1	1	1 unit 41J
3SU1803-0AB10-4HB1								

SIRIUS ACT Pushbuttons and Indicator Lights Enclosures

Modules for enclosures


Selection and ordering data

Contact version	Number of NO contacts	Number of NC contacts	Product function positive opening	DT	Screw terminals 	PU (UNIT, SET, M)	PS*	PG
					Article No.	Price per PU		
Contact modules for base mounting								
	Silver alloy	1	0	No		A	3SU1400-2AA10-1BA0	1 1 unit 41J
		0	1	Yes		A	3SU1400-2AA10-1CA0	1 1 unit 41J
3SU1400-2AA10-1BA0								
Spring-type terminals 								
	Silver alloy	1	0	No		B	3SU1400-2AA10-3BA0	1 1 unit 41J
		0	1	Yes		B	3SU1400-2AA10-3CA0	1 1 unit 41J
3SU1400-2AA10-3BA0								
Operational voltage at AC	Operational voltage at DC	Color	DT	Screw terminals 	PU (UNIT, SET, M)	PS*	PG	
V	V			Article No.	Price per PU			
LED modules¹⁾ for base mounting								
	24	24	Amber	B	3SU1401-2BB00-1AA0	1 1 unit 41J		
			Red	B	3SU1401-2BB20-1AA0	1 1 unit 41J		
			Yellow	B	3SU1401-2BB30-1AA0	1 1 unit 41J		
			Green	B	3SU1401-2BB40-1AA0	1 1 unit 41J		
			Blue	B	3SU1401-2BB50-1AA0	1 1 unit 41J		
			White	B	3SU1401-2BB60-1AA0	1 1 unit 41J		
	110	--	Amber	B	3SU1401-2BC00-1AA0	1 1 unit 41J		
			Red	B	3SU1401-2BC20-1AA0	1 1 unit 41J		
			Yellow	B	3SU1401-2BC30-1AA0	1 1 unit 41J		
			Green	B	3SU1401-2BC40-1AA0	1 1 unit 41J		
			Blue	B	3SU1401-2BC50-1AA0	1 1 unit 41J		
			White	B	3SU1401-2BC60-1AA0	1 1 unit 41J		
	230	--	Amber	B	3SU1401-2BF00-1AA0	1 1 unit 41J		
		Red	B	3SU1401-2BF20-1AA0	1 1 unit 41J			
		Yellow	B	3SU1401-2BF30-1AA0	1 1 unit 41J			
		Green	B	3SU1401-2BF40-1AA0	1 1 unit 41J			
		Blue	B	3SU1401-2BF50-1AA0	1 1 unit 41J			
		White	B	3SU1401-2BF60-1AA0	1 1 unit 41J			

¹⁾ Only for use with SIRIUS commanding and signaling devices.

SIRIUS ACT Pushbuttons and Indicator Lights Enclosures



Modules for enclosures

Operational voltage at AC	Operational voltage at DC	Color	DT	Spring-type terminals 		PU (UNIT, SET, M)	PS*	PG
				Article No.	Price per PU			
LED modules¹⁾ for base mounting								
24	24	Amber	B	3SU1401-2BB00-3AA0		1	1 unit	41J
		Red	B	3SU1401-2BB20-3AA0		1	1 unit	41J
		Yellow	B	3SU1401-2BB30-3AA0		1	1 unit	41J
		Green	B	3SU1401-2BB40-3AA0		1	1 unit	41J
		Blue	B	3SU1401-2BB50-3AA0		1	1 unit	41J
		White	B	3SU1401-2BB60-3AA0		1	1 unit	41J
110	--	Amber	B	3SU1401-2BC00-3AA0		1	1 unit	41J
		Red	B	3SU1401-2BC20-3AA0		1	1 unit	41J
		Yellow	B	3SU1401-2BC30-3AA0		1	1 unit	41J
		Green	B	3SU1401-2BC40-3AA0		1	1 unit	41J
		Blue	B	3SU1401-2BC50-3AA0		1	1 unit	41J
		White	B	3SU1401-2BC60-3AA0		1	1 unit	41J
230	--	Amber	B	3SU1401-2BF00-3AA0		1	1 unit	41J
		Red	B	3SU1401-2BF20-3AA0		1	1 unit	41J
		Yellow	B	3SU1401-2BF30-3AA0		1	1 unit	41J
		Green	B	3SU1401-2BF40-3AA0		1	1 unit	41J
		Blue	B	3SU1401-2BF50-3AA0		1	1 unit	41J
		White	B	3SU1401-2BF60-3AA0		1	1 unit	41J



3SU1401-2BB20-3AA0

¹⁾ Only for use with SIRIUS commanding and signaling devices.

Operational voltage at AC	Operational voltage at DC	Color	DT	Screw terminals 		PU (UNIT, SET, M)	PS*	PG
				Article No.	Price per PU			
LED modules¹⁾ for base mounting - wide voltage range								
6 ... 24	6 ... 24	Amber	B	3SU1401-2BG00-1AA0		1	1 unit	41J
		Red	B	3SU1401-2BG20-1AA0		1	1 unit	41J
		Yellow	B	3SU1401-2BG30-1AA0		1	1 unit	41J
		Green	B	3SU1401-2BG40-1AA0		1	1 unit	41J
		Blue	B	3SU1401-2BG50-1AA0		1	1 unit	41J
		White	B	3SU1401-2BG60-1AA0		1	1 unit	41J
24 ... 230	24 ... 230	Amber	B	3SU1401-2BH00-1AA0		1	1 unit	41J
		Red	B	3SU1401-2BH20-1AA0		1	1 unit	41J
		Yellow	B	3SU1401-2BH30-1AA0		1	1 unit	41J
		Green	B	3SU1401-2BH40-1AA0		1	1 unit	41J
		Blue	B	3SU1401-2BH50-1AA0		1	1 unit	41J
		White	B	3SU1401-2BH60-1AA0		1	1 unit	41J
Spring-type terminals 								
6 ... 24	6 ... 24	Amber	B	3SU1401-2BG00-3AA0		1	1 unit	41J
		Red	B	3SU1401-2BG20-3AA0		1	1 unit	41J
		Yellow	B	3SU1401-2BG30-3AA0		1	1 unit	41J
		Green	B	3SU1401-2BG40-3AA0		1	1 unit	41J
		Blue	B	3SU1401-2BG50-3AA0		1	1 unit	41J
		White	B	3SU1401-2BG60-3AA0		1	1 unit	41J
24 ... 230	24 ... 230	Amber	B	3SU1401-2BH00-3AA0		1	1 unit	41J
		Red	B	3SU1401-2BH20-3AA0		1	1 unit	41J
		Yellow	B	3SU1401-2BH30-3AA0		1	1 unit	41J
		Green	B	3SU1401-2BH40-3AA0		1	1 unit	41J
		Blue	B	3SU1401-2BH50-3AA0		1	1 unit	41J
		White	B	3SU1401-2BH60-3AA0		1	1 unit	41J



3SU1401-2BG60-1AA0



3SU1401-2BG20-3AA0

¹⁾ Only for use with SIRIUS commanding and signaling devices.

SIRIUS ACT Pushbuttons and Indicator Lights Enclosures

Modules for enclosures

Operational voltage	Slave type	Number of digital inputs		Number of digital outputs	DT	Push-in terminals		PU (UNIT, SET, M)	PS*	PG
		Standard	Safety-related			Article No.	Price per PU			
AS-Interface modules for base mounting										
24 V	4 DI/3 DO AB	4	0	3	B	3SU1400-2EJ10-6AA0		1	1 unit	41J
	4 DI/4DO	4	0	4	B	3SU1400-2EK10-6AA0		1	1 unit	41J
IO-Link modules for base mounting										
24 V	Freely programmable (default 6DI/2DO)	0-8	0	0-8	B	3SU1400-2HL10-6AA0		1	1 unit	41J



3SU1400-2EJ10-6AA0



3SU1400-2HL10-6AA0

SIRIUS ACT Pushbuttons and Indicator Lights Enclosures

Two-hand operation consoles

Overview

Equipment

The two-hand operation consoles are pre-equipped with commanding devices. In the case of plastic enclosures the command points are equipped as standard with actuators and indicators made of plastic, in the case of metal enclosures they are equipped with actuators and indicators made of metal.

The standard equipment comprises:

- 2 black mushroom pushbuttons, Ø 40 mm, 1 NO + 1 NC
- 1 red EMERGENCY STOP mushroom pushbutton according to ISO 13850, Ø 40 mm, with positive latching, 2 NC

The plastic version can be retrofitted with up to 8 customized command points. The surface of the console has premachined breaking points for this purpose.

Application

The two-hand operation consoles are required for use with machines and systems that have hazardous areas, in order to direct both hands of the operator to one position.

The operation consoles are primarily used on presses, stamping machines, printing presses and paper converting machines, in the chemical industry and in the rubber and plastics industries.





The control command is given by pressing the two mushroom pushbuttons on the sides simultaneously (within 0.5 s of each other) and must be maintained for as long as a hazard exists.

For the further processing of control commands, suitable evaluation units are used, e.g. 3SK11 safety relays or the 3RK3 Modular Safety System.

Standards

The two-hand operation consoles comply with the requirements of EN 574.

Selection and ordering data

	Version of actuating element Unlatching method	Color of actuating element	Number of NO contacts	Number of NC contacts	DT	Article No.	Price per PU	PU (UNIT, SET, M)	PS*	PG
Enclosures - Two-hand operation consoles										
Plastic enclosures										
	None	--	0	0	B	3SU1803-3AA00-1AA1		1	1 unit	41J
	A = mushroom pushbutton / B = EMERGENCY STOP mushroom pushbutton / C = mushroom pushbutton	A = black / B = red / C = black	2	4	B	3SU1803-3NB00-1AE1		1	1 unit	41J
	A = pull-to-unlatch mechanism / B = rotate-to-unlatch mechanism / C = pull-to-unlatch mechanism									
	None	--	0	0	B	3SU1853-3AA00-0AA1		1	1 unit	41J
	A = mushroom pushbutton / B = EMERGENCY STOP mushroom pushbutton / C = mushroom pushbutton	A = black / B = red / C = black	2	4	B	3SU1853-3NB00-1AA1		1	1 unit	41J
	A = pull-to-unlatch mechanism / B = rotate-to-unlatch mechanism / C = pull-to-unlatch mechanism									
			2	4	B	3SU1853-3NB00-1AD1		1	1 unit	41J
Accessories										
	Stands for two-hand operation console	Metal	Silver		B	3SU1950-0HN10-0AA0		1	1 unit	41J

Overview

Labels can be inserted for identification purposes in pushbuttons (clear) and in illuminated pushbuttons with a flat button. These insert labels are made of semi-transparent plastic with black inscription; they can be fitted in any 90° angle.




Inscription

The inscription is in upper/lower case, all words begin with upper case letters. Graphic symbols, including those not listed in the catalog, are according to ISO 7000 or IEC 60417.

The insert labels without inscription are suitable for user marking with permanent pen.

For customized inscription, see "Options" on page 13/97.























Selection and ordering data

Color	Marking	DT	Article No.	Price per PU	PU (UNIT, SET, M)	PS*	PG
Insert labels							
For self-inscription							
	Clear/Black (label/lettering)	None	B	3SU1900-0AB71-0AA0	100	10 units	41J
Inscription in German							
	Clear/Black (label/lettering)	Ein	B	3SU1900-0AB71-0AB0	100	10 units	41J
		Aus	B	3SU1900-0AB71-0AC0	100	10 units	41J
		Auf	B	3SU1900-0AB71-0AD0	100	10 units	41J
		Ab	B	3SU1900-0AB71-0AE0	100	10 units	41J
		Vor	B	3SU1900-0AB71-0AF0	100	10 units	41J
		Zurück	B	3SU1900-0AB71-0AG0	100	10 units	41J
		Rechts	B	3SU1900-0AB71-0AH0	100	10 units	41J
		Links	B	3SU1900-0AB71-0AJ0	100	10 units	41J
		Halt	B	3SU1900-0AB71-0AK0	100	10 units	41J
		Zu	B	3SU1900-0AB71-0AL0	100	10 units	41J
		Schnell	B	3SU1900-0AB71-0AM0	100	10 units	41J
		Langsam	B	3SU1900-0AB71-0AN0	100	10 units	41J
		Betrieb	B	3SU1900-0AB71-0AP0	100	10 units	41J
		Störung	B	3SU1900-0AB71-0AQ0	100	10 units	41J
		Einrichten	B	3SU1900-0AB71-0AR0	100	10 units	41J
Inscription in English							
	Clear/Black (label/lettering)	On	B	3SU1900-0AB71-0DJ0	100	10 units	41J
		Off	B	3SU1900-0AB71-0DK0	100	10 units	41J
		Up	B	3SU1900-0AB71-0DL0	100	10 units	41J
		Down	B	3SU1900-0AB71-0DM0	100	10 units	41J
		Forward+	B	3SU1900-0AB71-0DN0	100	10 units	41J
		Right	B	3SU1900-0AB71-0DQ0	100	10 units	41J
		Left	B	3SU1900-0AB71-0DR0	100	10 units	41J
		Stop	B	3SU1900-0AB71-0DS0	100	10 units	41J
		Start	B	3SU1900-0AB71-0DT0	100	10 units	41J
		Reset	B	3SU1900-0AB71-0DU0	100	10 units	41J
		Test	B	3SU1900-0AB71-0DV0	100	10 units	41J
		Open	B	3SU1900-0AB71-0DW0	100	10 units	41J
		Close	B	3SU1900-0AB71-0DX0	100	10 units	41J
		Running	B	3SU1900-0AB71-0EB0	100	10 units	41J
		Fast	B	3SU1900-0AB71-0EE0	100	10 units	41J
		Slow	B	3SU1900-0AB71-0EF0	100	10 units	41J

SIRIUS ACT Pushbuttons and Indicator Lights

Accessories
Labels

Insert labels

Color	Marking	Symbol No.	DT	Article No.	Price per PU	PU (UNIT, SET, M)	PS*	PG	
Insert labels									
With symbol (ON/OFF)									
	Black/White (label/lettering)	O I	--	B	3SU1900-0AB16-QE0	1	10 units	41J	
	White/Black (label/lettering)	O I	--	B	3SU1900-0AB61-QE0	1	10 units	41J	
	Clear/Black (label/lettering)	O I II III	5008 IEC	A	3SU1900-0AB71-QQA0	100	10 units	41J	
			5007 IEC	A	3SU1900-0AB71-QQB0	100	10 units	41J	
			--	B	3SU1900-0AB71-QQC0	100	10 units	41J	
--	B	3SU1900-0AB71-QQD0	100	10 units	41J				
With symbol (graphic)									
	Clear/Black (label/lettering)	→	ARROW DIRECTION TO RIGHT	5022 IEC	A	3SU1900-0AB71-QQR0	100	10 units	41J
		↗	ARROW DIRECTION UP	--	B	3SU1900-0AB71-QQS0	100	10 units	41J
		↻	CLOCKWISE ROTATION	0004 ISO	B	3SU1900-0AB71-QQT0	100	10 units	41J
		↺	COUNTERCLOCKWISE ROTATION	--	B	3SU1900-0AB71-QQU0	100	10 units	41J
		⤿	RAPID TRAVERSE	0266 ISO	B	3SU1900-0AB71-QQV0	100	10 units	41J
			FEED	--	B	3SU1900-0AB71-QQW0	100	10 units	41J
		+	INCREASE, PLUS	5005 IEC	B	3SU1900-0AB71-QQX0	100	10 units	41J
		-	DECREASE, MINUS	5006 IEC	B	3SU1900-0AB71-QQY0	100	10 units	41J
			ELECTRIC MOTOR	0011 ISO	B	3SU1900-0AB71-QRA0	100	10 units	41J
			HORN	5014 IEC	B	3SU1900-0AB71-ORB0	100	10 units	41J
			WATER TAP	--	B	3SU1900-0AB71-ORC0	100	10 units	41J
	Clear/Black (label/lettering)		PUMP	0134 ISO	B	3SU1900-0AB71-ORD0	100	10 units	41J
			COOLANT PUMP	0355 ISO	B	3SU1900-0AB71-ORE0	100	10 units	41J
			LOCK, TIGHTEN	--	B	3SU1900-0AB71-ORF0	100	10 units	41J
			UNLOCK, UNCLAMP	--	B	3SU1900-0AB71-ORG0	100	10 units	41J
			BRAKE	--	B	3SU1900-0AB71-ORH0	100	10 units	41J
			RELEASE BRAKE	0021 ISO	B	3SU1900-0AB71-ORJ0	100	10 units	41J
			INTERLOCK	0022 ISO	B	3SU1900-0AB71-ORK0	100	10 units	41J
			UNLOCK	0023 ISO	B	3SU1900-0AB71-ORL0	100	10 units	41J
			SETTING	--	B	3SU1900-0AB71-ORM0	100	10 units	41J
			ON-OFF MOMENTARY CONTACT TYPE	5011 IEC	B	3SU1900-0AB71-ORN0	100	10 units	41J
			MANUAL OPERATION	0096 ISO	B	3SU1900-0AB71-ORP0	100	10 units	41J
	Clear/Black (label/lettering)		AUTOMATIC CYCLE	0017 ISO	B	3SU1900-0AB71-ORQ0	100	10 units	41J
			SUCTION	--	B	3SU1900-0AB71-ORR0	100	10 units	41J
			BLOWING	--	B	3SU1900-0AB71-ORS0	100	10 units	41J

3SU1900-0AB71-QQC0

3SU1900-0AB71-QQT0

3SU1900-0AB71-ORB0

3SU1900-0AB71-ORN0

Options

Customized inscriptions

The labels can be inscribed with text and symbols not listed in the ordering data.

By default, a letter height of 4 mm (for a single line of text) or 3 mm (for two or three lines of text) is used for text inscriptions.

The typeface used is Arial. Other letter heights and typefaces are possible, but must be specified when ordering.

For round insert labels, the maximum possible number of characters per line is:

- 10 characters for one line of text
- 8 characters for 2 lines of text
- 6 characters for 3 lines of text, but 10 characters in the middle line

Examples for customized inscription



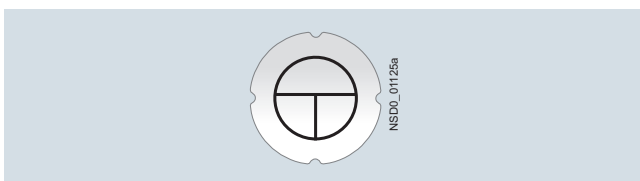
Two-line inscription in upper/lower case lettering (Q0Y)




Single-line inscription in upper case lettering (Q1Y)



Three-line inscription in lower case letters (Q2Y)



Symbol number 5011 according to IEC 60417 (Q3Y)



Any symbol according to order form supplement (Q9Y)

Ordering notes

Append the following order codes to the Article No.:

- Text line(s) in upper/lower case, upper case always for beginning of line (e.g. "Lift / Off"): **Q0Y**
- Text line(s) in upper case (e.g. "LIFT"): **Q1Y**
- Text line(s) in lower case (e.g. "lift / off / lower"): **Q2Y**
- Text line(s) in upper/lower case, all words begin with upper case letters (e.g. "On Off"): **Q5Y**
- Symbol with number according to ISO 7000 or IEC 60417: **Q3Y**
- Any inscription or symbol according to order form supplement: **Q9Y**

When ordering, specify the required inscription in plain text in addition to the article number and order code. In the case of special inscriptions with words in languages other than German, give the exact spelling and specify the language. In the case of multi-line inscriptions, the text must be assigned to the respective line, e.g. "Z1 = Lift, Z2 = Lower". For long words you can also specify the end-of-line division; see [ordering example 1](#)

Symbols can also be ordered with numbers according to ISO 7000 or IEC 60417; see [ordering examples 2 and 3](#)

The SIRIUS ACT Configurator must be used to select customized inscriptions and symbols (order code Q9Y). In this case a "CIN" (Configuration Identification Number) is generated for placement of future orders. It is then possible to place an order directly using the CIN and the SIRIUS ACT Configurator (Mall shopping cart) or via the standard order channels.

Standard ordering channels:

- Configurator: www.siemens.com/sirius-act/configurator
- Electronic Catalog CA 01 on DVD
- Industry Mall: www.siemens.com/industrymall

Ordering example 1

A label with 2 lines of text is required:

3SU1900-0AB71-0AZ0
Q1Y
Z1 = LIFT
Z2 = LOWER

Ordering example 2

A label inscribed with symbol No. 5011 according to IEC 60417 is required:

3SU1900-0AB71-0AZ0
Q3Y
Z = 5011 IEC

Ordering example 3

A label inscribed with symbol No. 1118 according to ISO 7000 is required:

3SU1900-0AB71-0AZ0
Q3Y
Z = 1118 ISO







SIRIUS ACT Pushbuttons and Indicator Lights

Accessories

Labels

Label holders for labeling plates

Selection and ordering data

Label holder shape	Label holder color	Label fastening method	Labeling plate size		DT	Article No.	Price per PU	PU (UNIT, SET, M)	PS*	PG
			Height	Width						
			mm	mm						
Label holders for labeling plates										
	With rounded bottom	Black	Self-adhesive	12.5	27	A	3SU1900-0AG10-0AA0	100	10 units	41J
				17.5	27	A	3SU1900-0AH10-0AA0	100	10 units	41J
				27	27	A	3SU1900-0AJ10-0AA0	100	10 units	41J
	Snap-on	12.5	27	A	3SU1900-0AR10-0AA0	100	10 units	41J		
		17.5	27	A	3SU1900-0AS10-0AA0	100	10 units	41J		
		27	27	A	3SU1900-0AT10-0AA0	100	10 units	41J		
3SU1900-0AG10-0AA0										
	With square bottom	Black	Self-adhesive	12.5	27	B	3SU1900-0AN10-0AA0	100	1 unit	41J
				17.5	27	B	3SU1900-0AP10-0AA0	100	1 unit	41J
				27	27	B	3SU1900-0AQ10-0AA0	100	1 unit	41J
3SU1900-0AN10-0AA0										
Label holders for labeling plates for coordinate switches										
	With square bottom	Black	Self-adhesive	27	27	A	3SU1900-0AL10-0AA0	1	1 unit	41J
3SU1900-0AL10-0AA0										
	Cross	Black	Self-adhesive	27	27	B	3SU1900-0AM10-0AA0	1	1 unit	41J
3SU1900-0AM10-0AA0										
Label holders for labeling plates for twin pushbuttons										
	Rectangular	Black	Self-adhesive	12.5	27	A	3SU1900-0AK10-0AA0	100	10 units	41J
3SU1900-0AK10-0AA0										
Single frames										
	Square	--	--	29.8	29.8	A	3SU1900-0AX10-0AA0	1	10 units	41J
3SU1900-0AX10-0AA0										

Overview

The backing plates consist of a black molded-plastic label holder and a labeling plate (black with white print or silver-colored with black print) for sticking or snapping in place. They are not suitable for EMERGENCY STOP buttons. Note mounting dimensions!

Inscription

The inscription is in upper/lower case, all words begin with upper case letters. Graphic symbols, including those not listed in the catalog, are according to ISO 7000 or IEC 60417.

For customized inscription, see "Options" on page 13/105.




Labeling plates for sticking/snapping in place

The labels are available in three sizes:

- 12.5 mm × 27 mm
- 17.5 mm × 27 mm
- 27 mm × 27 mm

For mounting the labeling plates, you can choose between label holders for stick-on or snap-on mounting.

Selection and ordering data

Color	Marking	Symbol No.	DT	Article No.	Price per PU	PU (UNIT, SET, M)	PS*	PG
Labeling plates 12.5 mm x 27 mm								
For self-inscription								
	Black/White (label/lettering)	None	--	A	3SU1900-0AC16-0AA0	100	10 units	41J
Inscription in German								
	Black/White (label/lettering)	Ein	--	B	3SU1900-0AC16-0AB0	100	10 units	41J
		Aus	--	B	3SU1900-0AC16-0AC0	100	10 units	41J
		Auf	--	B	3SU1900-0AC16-0AD0	100	10 units	41J
		Ab	--	B	3SU1900-0AC16-0AE0	100	10 units	41J
		Vor	--	B	3SU1900-0AC16-0AF0	100	10 units	41J
		Zurück	--	B	3SU1900-0AC16-0AG0	100	10 units	41J
		Rechts	--	B	3SU1900-0AC16-0AH0	100	10 units	41J
		Links	--	B	3SU1900-0AC16-0AJ0	100	10 units	41J
		Halt	--	B	3SU1900-0AC16-0AK0	100	10 units	41J
		Zu	--	B	3SU1900-0AC16-0AL0	100	10 units	41J
		Betrieb	--	B	3SU1900-0AC16-0AP0	100	10 units	41J
		Störung	--	B	3SU1900-0AC16-0AQ0	100	10 units	41J
		Hand O Auto	--	B	3SU1900-0AC16-0DB0	100	10 units	41J
		Hand O Auto	--	B	3SU1900-0AC16-0DD0	100	10 units	41J
Inscription in English								
	Black/White (label/lettering)	On	--	B	3SU1900-0AC16-0DJ0	100	10 units	41J
		Off	--	B	3SU1900-0AC16-0DK0	100	10 units	41J
		Up	--	B	3SU1900-0AC16-0DL0	100	10 units	41J
		Down	--	B	3SU1900-0AC16-0DM0	100	10 units	41J
		Forward	--	B	3SU1900-0AC16-0DN0	100	10 units	41J
		Reverse	--	B	3SU1900-0AC16-0DP0	100	10 units	41J
		Right	--	B	3SU1900-0AC16-0DQ0	100	10 units	41J
		Left	--	B	3SU1900-0AC16-0DR0	100	10 units	41J
		Stop	--	B	3SU1900-0AC16-0DS0	100	10 units	41J
		Start	--	B	3SU1900-0AC16-0DT0	100	10 units	41J
		Reset	--	B	3SU1900-0AC16-0DU0	100	10 units	41J
		Test	--	B	3SU1900-0AC16-0DV0	100	10 units	41J
		Open	--	B	3SU1900-0AC16-0DW0	100	10 units	41J
		Close	--	B	3SU1900-0AC16-0DX0	100	10 units	41J
		Jog	--	B	3SU1900-0AC16-0DE0	100	10 units	41J
		Running	--	B	3SU1900-0AC16-0EB0	100	10 units	41J
		Fault	--	B	3SU1900-0AC16-0EC0	100	10 units	41J
		Run	--	B	3SU1900-0AC16-0ED0	100	10 units	41J
		Stop Start	--	B	3SU1900-0AC16-0DC0	100	10 units	41J
		Off On	--	B	3SU1900-0AC16-0DH0	100	10 units	41J
		Power off	--	B	3SU1900-0AC16-0DF0	100	10 units	41J
		Power on	--	B	3SU1900-0AC16-0DG0	100	10 units	41J
		Man O Auto	--	B	3SU1900-0AC16-0DY0	100	10 units	41J
		Man Auto	--	B	3SU1900-0AC16-0EA0	100	10 units	41J

SIRIUS ACT Pushbuttons and Indicator Lights

Accessories

Labels

Labeling plates

Color	Marking	Symbol No.	DT	Article No.	Price per PU	PU (UNIT, SET, M)	PS*	PG
-------	---------	------------	----	-------------	--------------	-------------------	-----	----

Labeling plates 12.5 mm x 27 mm

Inscription in French




3SU1900-0AC16-0GA0

Black/White (label/lettering)	Marche	--	B	3SU1900-0AC16-0GA0		100	10 units	41J
	Arrêt	--	B	3SU1900-0AC16-0GB0		100	10 units	41J
	Montée	--	B	3SU1900-0AC16-0GC0		100	10 units	41J
	Descente	--	B	3SU1900-0AC16-0GD0		100	10 units	41J
	Avant	--	B	3SU1900-0AC16-0GE0		100	10 units	41J
	Retour	--	B	3SU1900-0AC16-0GF0		100	10 units	41J
	Droite	--	B	3SU1900-0AC16-0GG0		100	10 units	41J
	Gauche	--	B	3SU1900-0AC16-0GH0		100	10 units	41J
	Ouvert	--	B	3SU1900-0AC16-0GJ0		100	10 units	41J
	Fermé	--	B	3SU1900-0AC16-0GK0		100	10 units	41J
	Rapide	--	B	3SU1900-0AC16-0GL0		100	10 units	41J
	En Service	--	B	3SU1900-0AC16-0GM0		100	10 units	41J
	Default	--	B	3SU1900-0AC16-0GN0		100	10 units	41J
	Reglage	--	B	3SU1900-0AC16-0GP0		100	10 units	41J
	Arrêt d'urgence	--	B	3SU1900-0AC16-0GQ0		100	10 units	41J
	Hors Service	--	B	3SU1900-0AC16-0GR0		100	10 units	41J
	Sous tension	--	B	3SU1900-0AC16-0GS0		100	10 units	41J
	Manu Auto	--	B	3SU1900-0AC16-0GT0		100	10 units	41J
	Marche Arrêt	--	B	3SU1900-0AC16-0GU0		100	10 units	41J
	Rearmement	--	B	3SU1900-0AC16-0GV0		100	10 units	41J

With symbol



3SU1900-0AC16-0QG0



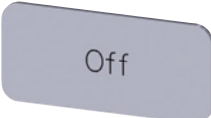

Black/White (label/lettering)	O	--	B	3SU1900-0AC16-0QA0		100	10 units	41J
	I	--	B	3SU1900-0AC16-0QB0		100	10 units	41J
	O I	--	B	3SU1900-0AC16-0QG0		100	10 units	41J
	1 2	--	B	3SU1900-0AC16-0QJ0		100	10 units	41J
	 ARROW DIRECTION UP	--	B	3SU1900-0AC16-0QS0		100	10 units	41J

SIRIUS ACT Pushbuttons and Indicator Lights

Accessories

Labels





Labeling plates

Color	Marking	Symbol No.	DT	Article No.	Price per PU	PU (UNIT, SET, M)	PS*	PG	
Labeling plates 12.5 mm x 27 mm									
For self-inscription									
	Silver/Black (label/lettering)	None	A	3SU1900-0AC81-0AA0		100	10 units	41J	
Inscription in German									
	Silver/Black (label/lettering)	Ein	--	B	3SU1900-0AC81-0AB0	100	10 units	41J	
		Aus	--	B	3SU1900-0AC81-0AC0	100	10 units	41J	
		Auf	--	B	3SU1900-0AC81-0AD0	100	10 units	41J	
		Ab	--	B	3SU1900-0AC81-0AE0	100	10 units	41J	
		Vor	--	B	3SU1900-0AC81-0AF0	100	10 units	41J	
		Zurück	--	B	3SU1900-0AC81-0AG0	100	10 units	41J	
		Rechts	--	B	3SU1900-0AC81-0AH0	100	10 units	41J	
		Links	--	B	3SU1900-0AC81-0AJ0	100	10 units	41J	
		Halt	--	B	3SU1900-0AC81-0AK0	100	10 units	41J	
		Zu	--	B	3SU1900-0AC81-0AL0	100	10 units	41J	
		Schnell	--	B	3SU1900-0AC81-0AM0	100	10 units	41J	
		Langsam	--	B	3SU1900-0AC81-0AN0	100	10 units	41J	
		Betrieb	--	B	3SU1900-0AC81-0AP0	100	10 units	41J	
		Störung	--	B	3SU1900-0AC81-0AQ0	100	10 units	41J	
		Einrichten	--	B	3SU1900-0AC81-0AR0	100	10 units	41J	
		Hand Auto	--	B	3SU1900-0AC81-0DB0	100	10 units	41J	
		Stop Start	--	B	3SU1900-0AC81-0DC0	100	10 units	41J	
	Hand O Auto	--	B	3SU1900-0AC81-0DD0	100	10 units	41J		
Inscription in English									
	Silver/Black (label/lettering)	On	--	B	3SU1900-0AC81-0DJ0	100	10 units	41J	
		Off	--	B	3SU1900-0AC81-0DK0	100	10 units	41J	
		Up	--	B	3SU1900-0AC81-0DL0	100	10 units	41J	
		Down	--	B	3SU1900-0AC81-0DM0	100	10 units	41J	
		Stop	--	B	3SU1900-0AC81-0DS0	100	10 units	41J	
		Start	--	B	3SU1900-0AC81-0DT0	100	10 units	41J	
		Reset	--	B	3SU1900-0AC81-0DU0	100	10 units	41J	
		Test	--	B	3SU1900-0AC81-0DV0	100	10 units	41J	
		Open	--	B	3SU1900-0AC81-0DW0	100	10 units	41J	
		Close	--	B	3SU1900-0AC81-0DX0	100	10 units	41J	
		Man O Auto	--	B	3SU1900-0AC81-0DY0	100	10 units	41J	
		Man Auto	--	B	3SU1900-0AC81-0EA0	100	10 units	41J	
		Running	--	B	3SU1900-0AC81-0EB0	100	10 units	41J	
		Fault	--	B	3SU1900-0AC81-0EC0	100	10 units	41J	
		Fast	--	B	3SU1900-0AC81-0EE0	100	10 units	41J	
		Slow	--	B	3SU1900-0AC81-0EF0	100	10 units	41J	
	With symbol								
	Silver/Black (label/lettering)	O	5008 IEC	B	3SU1900-0AC81-0QA0	100	10 units	41J	
		I	5007 IEC	B	3SU1900-0AC81-0QB0	100	10 units	41J	
		II	--	B	3SU1900-0AC81-0QC0	100	10 units	41J	
		III	--	B	3SU1900-0AC81-0QD0	100	10 units	41J	
		O I	--	B	3SU1900-0AC81-0QG0	100	10 units	41J	
		I O II	--	B	3SU1900-0AC81-0QK0	100	10 units	41J	
		1 O 2	--	B	3SU1900-0AC81-0QL0	100	10 units	41J	
		→	ARROW DIRECTION TO RIGHT	5022 IEC	B	3SU1900-0AC81-0QR0	100	10 units	41J
		↗	ARROW DIRECTION UP	--	B	3SU1900-0AC81-0QS0	100	10 units	41J

SIRIUS ACT Pushbuttons and Indicator Lights

Accessories
Labels

Labeling plates




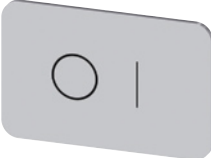
Color	Marking	Symbol No.	DT	Article No.	Price per PU	PU (UNIT, SET, M)	PS*	PG
Labeling plates 17.5 mm x 27 mm								
For self-inscription								
	Black/White (label/lettering)	None	--	A	3SU1900-0AD16-0AA0	100	10 units	41J
Inscription in German								
	Black/White (label/lettering)	Ein	--	B	3SU1900-0AD16-0AB0	100	10 units	41J
		Aus	--	B	3SU1900-0AD16-0AC0	100	10 units	41J
		Auf	--	B	3SU1900-0AD16-0AD0	100	10 units	41J
		Ab	--	B	3SU1900-0AD16-0AE0	100	10 units	41J
		Vor	--	B	3SU1900-0AD16-0AF0	100	10 units	41J
		Zurück	--	B	3SU1900-0AD16-0AG0	100	10 units	41J
		Halt	--	B	3SU1900-0AD16-0AK0	100	10 units	41J
		Zu	--	B	3SU1900-0AD16-0AL0	100	10 units	41J
		Betrieb	--	B	3SU1900-0AD16-0AP0	100	10 units	41J
		Störung	--	B	3SU1900-0AD16-0AQ0	100	10 units	41J
		Hand Auto	--	B	3SU1900-0AD16-0DB0	100	10 units	41J
Inscription in English								
	Black/White (label/lettering)	Stop Start	--	B	3SU1900-0AD16-0DC0	100	10 units	41J
		On	--	B	3SU1900-0AD16-0DJ0	100	10 units	41J
		Off	--	B	3SU1900-0AD16-0DK0	100	10 units	41J
		Up	--	B	3SU1900-0AD16-0DL0	100	10 units	41J
		Down	--	B	3SU1900-0AD16-0DM0	100	10 units	41J
		Forward	--	B	3SU1900-0AD16-0DN0	100	10 units	41J
		Reverse	--	B	3SU1900-0AD16-0DP0	100	10 units	41J
		Right	--	B	3SU1900-0AD16-0DQ0	100	10 units	41J
		Stop	--	B	3SU1900-0AD16-0DS0	100	10 units	41J
		Start	--	B	3SU1900-0AD16-0DT0	100	10 units	41J
		Open	--	B	3SU1900-0AD16-0DW0	100	10 units	41J
		Close	--	B	3SU1900-0AD16-0DX0	100	10 units	41J
		Man Auto	--	B	3SU1900-0AD16-0EA0	100	10 units	41J
		Running	--	B	3SU1900-0AD16-0EB0	100	10 units	41J
		Fault	--	B	3SU1900-0AD16-0EC0	100	10 units	41J
Inscription in French								
	Black/White (label/lettering)	Marche	--	B	3SU1900-0AD16-0GA0	100	10 units	41J
		Arrêt	--	B	3SU1900-0AD16-0GB0	100	10 units	41J
		Droite	--	B	3SU1900-0AD16-0GG0	100	10 units	41J
		Gauche	--	B	3SU1900-0AD16-0GH0	100	10 units	41J
		En Service	--	B	3SU1900-0AD16-0GM0	100	10 units	41J
		Default	--	B	3SU1900-0AD16-0GN0	100	10 units	41J
		Sous tension	--	B	3SU1900-0AD16-0GS0	100	10 units	41J
		Manu Auto	--	B	3SU1900-0AD16-0GT0	100	10 units	41J
		Marche Arrêt	--	B	3SU1900-0AD16-0GU0	100	10 units	41J
		Rearmement	--	B	3SU1900-0AD16-0GV0	100	10 units	41J
With symbol								
	Black/White (label/lettering)	O	5008 IEC	B	3SU1900-0AD16-0QA0	100	10 units	41J
		I	5007 IEC	B	3SU1900-0AD16-0QB0	100	10 units	41J
		O I	--	B	3SU1900-0AD16-0QG0	100	10 units	41J
		→	5022 IEC	B	3SU1900-0AD16-0QR0	100	10 units	41J
		↗	--	B	3SU1900-0AD16-0QS0	100	10 units	41J
		ARROW DIRECTION TO RIGHT	--	B	3SU1900-0AD16-0QR0	100	10 units	41J
		ARROW DIRECTION UP	--	B	3SU1900-0AD16-0QS0	100	10 units	41J

SIRIUS ACT Pushbuttons and Indicator Lights

Accessories

Labels

Labeling plates







Color	Marking	Symbol No.	DT	Article No.	Price per PU	PU (UNIT, SET, M)	PS*	PG
Labeling plates 17.5 mm x 27 mm								
For self-inscription								
	Silver/Black (label/lettering)	None	--	A	3SU1900-0AD81-0AA0		100	10 units 41J
3SU1900-0AD81-0AA0								
Inscription in German								
	Silver/Black (label/lettering)	Ein	--	B	3SU1900-0AD81-0AB0		100	10 units 41J
		Aus	--	B	3SU1900-0AD81-0AC0		100	10 units 41J
		Auf	--	B	3SU1900-0AD81-0AD0		100	10 units 41J
		Ab	--	B	3SU1900-0AD81-0AE0		100	10 units 41J
		Vor	--	B	3SU1900-0AD81-0AF0		100	10 units 41J
		Zurück	--	B	3SU1900-0AD81-0AG0		100	10 units 41J
		Rechts	--	B	3SU1900-0AD81-0AH0		100	10 units 41J
		Halt	--	B	3SU1900-0AD81-0AK0		100	10 units 41J
		Zu	--	B	3SU1900-0AD81-0AL0		100	10 units 41J
		Betrieb	--	B	3SU1900-0AD81-0AP0		100	10 units 41J
		Störung	--	B	3SU1900-0AD81-0AQ0		100	10 units 41J
		Hand Auto	--	B	3SU1900-0AD81-0DB0		100	10 units 41J
		Hand O Auto	--	B	3SU1900-0AD81-0DD0		100	10 units 41J
3SU1900-0AD81-0AP0								
Inscription in English								
	Silver/Black (label/lettering)	On	--	B	3SU1900-0AD81-0DJ0		100	10 units 41J
		Off	--	B	3SU1900-0AD81-0DK0		100	10 units 41J
		Stop	--	B	3SU1900-0AD81-0DS0		100	10 units 41J
		Start	--	B	3SU1900-0AD81-0DT0		100	10 units 41J
		Reset	--	B	3SU1900-0AD81-0DU0		100	10 units 41J
		Man O Auto	--	B	3SU1900-0AD81-0DY0		100	10 units 41J
		Fault	--	B	3SU1900-0AD81-0EC0		100	10 units 41J
3SU1900-0AD81-0EC0								
With symbol								
	Silver/Black (label/lettering)	O	5008 IEC	B	3SU1900-0AD81-0QA0		100	10 units 41J
		I	5007 IEC	B	3SU1900-0AD81-0QB0		100	10 units 41J
		O I	--	B	3SU1900-0AD81-0QG0		100	10 units 41J
		I O II	--	B	3SU1900-0AD81-0QK0		100	10 units 41J
		I O 2	--	B	3SU1900-0AD81-0QL0		100	10 units 41J
		→ ARROW DIRECTION TO RIGHT	5022 IEC	B	3SU1900-0AD81-0QR0		100	10 units 41J
		↖ ARROW DIRECTION UP	--	B	3SU1900-0AD81-0QS0		100	10 units 41J
3SU1900-0AD81-0QG0								

SIRIUS ACT Pushbuttons and Indicator Lights

Accessories

Labels

Labeling plates

Color	Marking	Symbol No.	DT	Article No.	Price per PU	PU (UNIT, SET, M)	PS*	PG
Labeling plates 27 mm x 27 mm								
For self-inscription								
	Black/White (label/lettering)	None	--	A	3SU1900-0AE16-0AA0	100	10 units	41J
	Silver/Black (label/lettering)		--	A	3SU1900-0AE81-0AA0	100	10 units	41J
Inscription in German								
	Black/White (label/lettering)	Ein	--	B	3SU1900-0AE16-0AB0	100	10 units	41J
		Aus	--	B	3SU1900-0AE16-0AC0	100	10 units	41J
		Auf	--	B	3SU1900-0AE16-0AD0	100	10 units	41J
		Ab	--	B	3SU1900-0AE16-0AE0	100	10 units	41J
		Vor	--	B	3SU1900-0AE16-0AF0	100	10 units	41J
		Zurück	--	B	3SU1900-0AE16-0AG0	100	10 units	41J
		Rechts	--	B	3SU1900-0AE16-0AH0	100	10 units	41J
		Links	--	B	3SU1900-0AE16-0AJ0	100	10 units	41J
		Halt	--	B	3SU1900-0AE16-0AK0	100	10 units	41J
		Zu	--	B	3SU1900-0AE16-0AL0	100	10 units	41J
		Betrieb	--	B	3SU1900-0AE16-0AP0	100	10 units	41J
	Störung	--	B	3SU1900-0AE16-0AQ0	100	10 units	41J	
	Hand Auto	--	B	3SU1900-0AE16-0DB0	100	10 units	41J	
Inscription in English								
	Black/White (label/lettering)	On	--	B	3SU1900-0AE16-0DJ0	100	10 units	41J
		Off	--	B	3SU1900-0AE16-0DK0	100	10 units	41J
		Up	--	B	3SU1900-0AE16-0DL0	100	10 units	41J
		Down	--	B	3SU1900-0AE16-0DM0	100	10 units	41J
		Forward	--	B	3SU1900-0AE16-0DN0	100	10 units	41J
		Reverse	--	B	3SU1900-0AE16-0DP0	100	10 units	41J
		Stop	--	B	3SU1900-0AE16-0DS0	100	10 units	41J
		Start	--	B	3SU1900-0AE16-0DT0	100	10 units	41J
		EMERGENCY STOP	--	B	3SU1900-0AE16-0DA0	100	10 units	41J
		Stop Start	--	B	3SU1900-0AE16-0DC0	100	10 units	41J
Inscription in French								
	Black/White (label/lettering)	Marche	--	B	3SU1900-0AE16-0GA0	100	10 units	41J
		Arrêt	--	B	3SU1900-0AE16-0GB0	100	10 units	41J
		Montée	--	B	3SU1900-0AE16-0GC0	100	10 units	41J
		Descente	--	B	3SU1900-0AE16-0GD0	100	10 units	41J
		En Service	--	B	3SU1900-0AE16-0GM0	100	10 units	41J
		Défaut	--	B	3SU1900-0AE16-0GN0	100	10 units	41J
		Sous tension	--	B	3SU1900-0AE16-0GS0	100	10 units	41J
		Manu Auto	--	B	3SU1900-0AE16-0GT0	100	10 units	41J
		Marche Arrêt	--	B	3SU1900-0AE16-0GU0	100	10 units	41J
	With symbol							
	Black/White (label/lettering)	O I	--	B	3SU1900-0AE16-0QG0	100	10 units	41J
		→ ARROW DIRECTION TO RIGHT	5022 IEC	B	3SU1900-0AE16-0QR0	100	10 units	41J

Options

Customized inscriptions

The labels can be inscribed with text and symbols not listed in the ordering data.

The following letter heights are used as standard for text inscriptions:

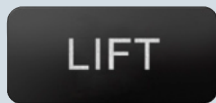
- Label size 12.5 mm × 27 mm: 3 lines with letter height 4 mm (1-line), 3.5 mm (2-line) or 2.5 mm (3-line)
- Label size 17.5 mm × 27 mm: 3 lines with letter height 4 mm (1- to 2-line) or 3 mm (3-line)
- Label size 27 mm × 27 mm: 5 lines with letter height 4 mm (1- to 5-line)

Up to 11 characters per line are possible. The typeface used is Arial. Other letter heights and typefaces are possible, but must be specified when ordering.

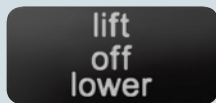
Examples for customized inscription



Two-line inscription in upper/lower case lettering (Q0Y)



Single-line inscription in upper case lettering (Q1Y)



Three-line inscription in lower case letters (Q2Y)



Symbol number 5011 according to IEC 60417 (Q3Y)



Any symbol according to order form supplement (Q9Y)

Ordering notes

Append the following order codes to the Article No.:

- Text line(s) in upper/lower case, upper case always for beginning of line (e.g. "Lift / Off"): **Q0Y**
- Text line(s) in upper case (e.g. "LIFT"): **Q1Y**
- Text line(s) in lower case (e.g. "lift / off / lower"): **Q2Y**
- Text line(s) in upper/lower case, all words begin with upper case letters (e.g. "On Off"): **Q5Y**
- Symbol with number according to ISO 7000 or IEC 60417: **Q3Y**
- Any inscription or symbol according to order form supplement: **Q9Y**

When ordering, specify the required inscription in plain text in addition to the article number and order code. In the case of special inscriptions with words in languages other than German, give the exact spelling and specify the language.

In the case of multi-line inscriptions, the text must be assigned to the respective line, e.g. "Z1 = Lift, Z2 = Lower".

For long words you can also specify the end-of-line division; see [ordering example 1](#)

Symbols can also be ordered with numbers according to ISO 7000 or IEC 60417; see [ordering examples 2 and 3](#)

For special symbols (order code Q9Y), a CAD drawing in BMP, GIF, JPEG, PDF, PNG or TIFF format must be submitted. For special inscriptions (order code Q9Y): document in DOC or XLS format.

The SIRIUS ACT Configurator must be used to select special inscriptions and symbols (order code Q9Y). In this case a "CIN" (Configuration Identification Number) is generated for placement of future orders. It is then possible to place an order directly using the CIN and the SIRIUS ACT Configurator (Mall shopping cart) or via the standard order channels.

Standard ordering channels:

- Configurator: www.siemens.com/sirius-act/configurator
- Electronic Catalog CA 01 on DVD
- Industry Mall: www.siemens.com/industrymall

Ordering example 1

A label with 2 lines of text is required:

3SU1900-0AC16-0AZ0

Q1Y

Z1 = LIFT

Z2 = LOWER

Ordering example 2

A label inscribed with symbol No. 5011 according to IEC 60417 is required:

3SU1900-0AC16-0AZ0

Q3Y

Z = 5011 IEC

Ordering example 3

A label inscribed with symbol No. 1118 according to ISO 7000 is required:

3SU1900-0AC16-0AZ0

Q3Y

Z = 1118 ISO

SIRIUS ACT Pushbuttons and Indicator Lights

Accessories

Labels

Labeling plates for enclosures

Overview

The labeling plates in size 22 mm x 22 mm can be attached to enclosures with cutouts for labels. There are versions in black with white print or silver-colored with black print.

Inscription

The inscription is in upper/lower case, all words begin with upper case letters. Graphic symbols, including those not listed in the catalog, are according to ISO 7000 or IEC 60417.

For customized inscription, see "Options" on page 13/109.

Selection and ordering data

Color	Marking	Symbol No.	DT	Article No.	Price per PU	PU (UNIT, SET, M)	PS*	PG
Labeling plates 22 mm x 22 mm								
For self-inscription								
Black/White (label/lettering)	None	--	A	3SU1900-0AF16-0AA0		100	10 units	41J
Inscription in German								
Black/White (label/lettering)	Ein	--	B	3SU1900-0AF16-0AB0		1	10 units	41J
	Aus	--	B	3SU1900-0AF16-0AC0		1	10 units	41J
	Auf	--	B	3SU1900-0AF16-0AD0		1	10 units	41J
	Ab	--	B	3SU1900-0AF16-0AE0		1	10 units	41J
	Vor	--	B	3SU1900-0AF16-0AF0		1	10 units	41J
	Zurück	--	B	3SU1900-0AF16-0AG0		1	10 units	41J
	Rechts	--	B	3SU1900-0AF16-0AH0		1	10 units	41J
	Links	--	B	3SU1900-0AF16-0AJ0		1	10 units	41J
	Halt	--	B	3SU1900-0AF16-0AK0		1	10 units	41J
	Zu	--	B	3SU1900-0AF16-0AL0		1	10 units	41J
	Schnell	--	B	3SU1900-0AF16-0AM0		1	10 units	41J
	Langsam	--	B	3SU1900-0AF16-0AN0		1	10 units	41J
	Betrieb	--	B	3SU1900-0AF16-0AP0		1	10 units	41J
	Störung	--	B	3SU1900-0AF16-0AQ0		1	10 units	41J
	Einrichten	--	B	3SU1900-0AF16-0AR0		1	10 units	41J
	NOT-AUS	--	B	3SU1900-0AF16-0AS0		1	10 units	41J
Inscription in English								
Black/White (label/lettering)	On	--	B	3SU1900-0AF16-0DJ0		1	10 units	41J
	Off	--	B	3SU1900-0AF16-0DK0		1	10 units	41J
	Up	--	B	3SU1900-0AF16-0DL0		1	10 units	41J
	Down	--	B	3SU1900-0AF16-0DM0		1	10 units	41J
	Forward	--	B	3SU1900-0AF16-0DN0		1	10 units	41J
	Right	--	B	3SU1900-0AF16-0DQ0		1	10 units	41J
	Left	--	B	3SU1900-0AF16-0DR0		1	10 units	41J
	Stop	--	B	3SU1900-0AF16-0DS0		1	10 units	41J
	Start	--	B	3SU1900-0AF16-0DT0		1	10 units	41J
	Reset	--	B	3SU1900-0AF16-0DU0		1	10 units	41J
	Test	--	B	3SU1900-0AF16-0DV0		1	10 units	41J
	Open	--	B	3SU1900-0AF16-0DW0		1	10 units	41J
	Close	--	B	3SU1900-0AF16-0DX0		1	10 units	41J
	Running	--	B	3SU1900-0AF16-0EB0		1	10 units	41J
	Fault	--	B	3SU1900-0AF16-0EC0		1	10 units	41J
	Fast	--	B	3SU1900-0AF16-0EE0		1	10 units	41J
	Slow	--	B	3SU1900-0AF16-0EF0		1	10 units	41J
	EMERGENCY STOP	--	B	3SU1900-0AF16-0DA0		1	10 units	41J

SIRIUS ACT Pushbuttons and Indicator Lights

Accessories

Labels

Labeling plates for enclosures

Color	Marking	Symbol No.	DT	Article No.	Price per PU	PU (UNIT, SET, M)	PS*	PG
-------	---------	------------	----	-------------	--------------	-------------------	-----	----

Labeling plates 22 mm x 22 mm

Inscription in French



3SU1900-0AF16-0GA0



3SU1900-0AF16-0GB0

Black/White (label/lettering)	Marche	--	B	3SU1900-0AF16-0GA0		1	10 units	41J
	Arrêt	--	B	3SU1900-0AF16-0GB0		1	10 units	41J
	Montée	--	B	3SU1900-0AF16-0GC0		1	10 units	41J
	Descente	--	B	3SU1900-0AF16-0GD0		1	10 units	41J
	Retour	--	B	3SU1900-0AF16-0GF0		1	10 units	41J
	Droite	--	B	3SU1900-0AF16-0GG0		1	10 units	41J
	Gauche	--	B	3SU1900-0AF16-0GH0		1	10 units	41J
	Ouvert	--	B	3SU1900-0AF16-0GJ0		1	10 units	41J
	Fermé	--	B	3SU1900-0AF16-0GK0		1	10 units	41J
	Rapide	--	B	3SU1900-0AF16-0GL0		1	10 units	41J
	En Service	--	B	3SU1900-0AF16-0GM0		1	10 units	41J
	Défaut	--	B	3SU1900-0AF16-0GN0		1	10 units	41J
	Sous tension	--	B	3SU1900-0AF16-0GS0		1	10 units	41J
	Manu Auto	--	B	3SU1900-0AF16-0GT0		1	10 units	41J
	Marche Arrêt	--	B	3SU1900-0AF16-0GU0		1	10 units	41J
	Rearmement	--	B	3SU1900-0AF16-0GV0		1	10 units	41J
	Lent	--	B	3SU1900-0AF16-0GW0		1	10 units	41J
	D'Urgent	--	B	3SU1900-0AF16-0GX0		1	10 units	41J

With symbol (ON/OFF)



3SU1900-0AF16-0QQ0

Black/White (label/lettering)	O	5008 IEC	B	3SU1900-0AF16-0QA0		1	10 units	41J
	I	5007 IEC	B	3SU1900-0AF16-0QB0		1	10 units	41J
	II	--	B	3SU1900-0AF16-0QC0		1	10 units	41J
	III	--	B	3SU1900-0AF16-0QD0		1	10 units	41J
	O I	--	B	3SU1900-0AF16-0QG0		1	10 units	41J
	I O II	--	B	3SU1900-0AF16-0QK0		1	10 units	41J
	I O (one below the other)	--	B	3SU1900-0AF16-0QP0		1	10 units	41J
	II O I (one below the other)	--	B	3SU1900-0AF16-0QQ0		1	10 units	41J

With symbol (graphic)



3SU1900-0AF16-0RW0







Black/White (label/lettering)	→	ARROW DIRECTION TO RIGHT	5022 IEC	B	3SU1900-0AF16-0QR0		1	10 units	41J
		PUMP	0134 ISO	B	3SU1900-0AF16-0RD0		1	10 units	41J
		FAN	--	B	3SU1900-0AF16-0RV0		1	10 units	41J
		COOLING	--	B	3SU1900-0AF16-0RW0		1	10 units	41J
		ILLUMINATION	--	B	3SU1900-0AF16-0RX0		1	10 units	41J
		MOTOR	--	B	3SU1900-0AF16-0RY0		1	10 units	41J

SIRIUS ACT Pushbuttons and Indicator Lights

Accessories

Labels

Labeling plates for enclosures

Color	Marking	Symbol No.	DT	Article No.	Price per PU	PU (UNIT, SET, M)	PS*	PG	
Labeling plates 22 mm x 22 mm									
For self-inscription									
	Silver/Black (label/lettering)	None	--	A	3SU1900-0AF81-0AA0	100	10 units	41J	
3SU1900-0AF81-0AA0									
Inscription in German									
	Silver/Black (label/lettering)	Ein	--	B	3SU1900-0AF81-0AB0	1	10 units	41J	
		Aus	--	B	3SU1900-0AF81-0AC0	1	10 units	41J	
		Auf	--	B	3SU1900-0AF81-0AD0	1	10 units	41J	
		Ab	--	B	3SU1900-0AF81-0AE0	1	10 units	41J	
		Vor	--	B	3SU1900-0AF81-0AF0	1	10 units	41J	
		Zurück	--	B	3SU1900-0AF81-0AG0	1	10 units	41J	
		Rechts	--	B	3SU1900-0AF81-0AH0	1	10 units	41J	
		Links	--	B	3SU1900-0AF81-0AJ0	1	10 units	41J	
		Halt	--	B	3SU1900-0AF81-0AK0	1	10 units	41J	
		Zu	--	B	3SU1900-0AF81-0AL0	1	10 units	41J	
		Schnell	--	B	3SU1900-0AF81-0AM0	1	10 units	41J	
		Langsam	--	B	3SU1900-0AF81-0AN0	1	10 units	41J	
		Betrieb	--	B	3SU1900-0AF81-0AP0	1	10 units	41J	
		Störung	--	B	3SU1900-0AF81-0AQ0	1	10 units	41J	
		Einrichten	--	B	3SU1900-0AF81-0AR0	1	10 units	41J	
		NOT-AUS	--	B	3SU1900-0AF81-0AS0	1	10 units	41J	
		NOT-HALT	--	B	3SU1900-0AF81-0AT0	1	10 units	41J	
		Hand O Auto	--	B	3SU1900-0AF81-0DD0	1	10 units	41J	
3SU1900-0AF81-0AB0									
									
3SU1900-0AF81-0DD0									
Inscription in English									
	Silver/Black (label/lettering)	Stop	--	B	3SU1900-0AF81-0DS0	1	10 units	41J	
		Start	--	B	3SU1900-0AF81-0DT0	1	10 units	41J	
		Reset	--	B	3SU1900-0AF81-0DU0	1	10 units	41J	
		Test	--	B	3SU1900-0AF81-0DV0	1	10 units	41J	
		Open	--	B	3SU1900-0AF81-0DW0	1	10 units	41J	
3SU1900-0AF81-0DU0									
With symbol (ON/OFF)									
	Silver/Black (label/lettering)	O	5008 IEC	B	3SU1900-0AF81-0QA0	1	10 units	41J	
		I	5007 IEC	B	3SU1900-0AF81-0QB0	1	10 units	41J	
		II	--	B	3SU1900-0AF81-0QC0	1	10 units	41J	
		III	--	B	3SU1900-0AF81-0QD0	1	10 units	41J	
		O I	--	B	3SU1900-0AF81-0QG0	1	10 units	41J	
		I O II	--	B	3SU1900-0AF81-0QK0	1	10 units	41J	
		I O	--	B	3SU1900-0AF81-0QP0	1	10 units	41J	
		(one below the other)							
		II O I	--	B	3SU1900-0AF81-0QQ0	1	10 units	41J	
		(one below the other)							
3SU1900-0AF81-QK0									
With symbol (graphic)									
	Silver/Black (label/lettering)	→	ARROW DIRECTION TO RIGHT	5022 IEC	B	3SU1900-0AF81-0QR0	1	10 units	41J
3SU1900-0AF81-0QR0									

Options

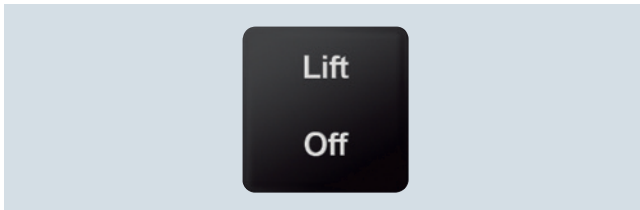
Customized inscriptions

The labels can be inscribed with texts and symbols not listed in the ordering data.

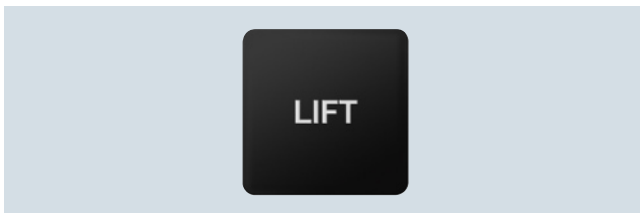
A letter height of 4 mm is used for text inscriptions (1 to 3 lines).

Up to 11 characters per line are possible. The typeface used is Arial. Other letter heights and typefaces are possible, but must be specified when ordering.

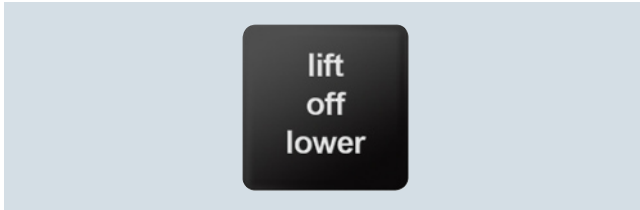
Examples for customized inscription




Two-line inscription in upper/lower case lettering (Q0Y)




Single-line inscription in upper case lettering (Q1Y)



3SB39 backing plate for enclosures, customized inscription (Q2Y)



Symbol number 5011 according to IEC 60417 (Q3Y)



Any symbol according to order form supplement (Q9Y)

Ordering notes

Append the following order codes to the Article No.:

- Text line(s) in upper/lower case, upper case always for beginning of line (e.g. "Lift / Off"): **Q0Y**
- Text line(s) in upper case (e.g. "LIFT"): **Q1Y**
- Text line(s) in lower case (e.g. "lift / off / lower"): **Q2Y**
- Text line(s) in upper/lower case, all words begin with upper case letters (e.g. "On Off"): **Q5Y**
- Symbol with number according to ISO 7000 or IEC 60417: **Q3Y**
- Any inscription or symbol according to order form supplement: **Q9Y**

When ordering, specify the required inscription in plain text in addition to the article number and order code. In the case of special inscriptions with words in languages other than German, give the exact spelling and specify the language.

In the case of multi-line inscriptions, the text must be assigned to the respective line, e.g. "Z1 = Lift, Z2 =Lower". For long words you can also specify the end-of-line division (see ordering example 1).

Symbols can also be ordered with numbers according to ISO 7000 or IEC 60417 (see ordering examples 2 and 3).

For special symbols (order code Q9Y), a CAD drawing in DXF format can be submitted.

The SIRIUS ACT Configurator must be used to select special inscriptions and symbols (order code Q9Y). In this case a "CIN" (Configuration Identification Number) is generated for placement of future orders. It is then possible to place an order directly using the CIN and the SIRIUS ACT Configurator (Mall shopping cart) or via the standard order channels.

Standard ordering channels:

- Configurator: www.siemens.com/sirius-act/configurator
- Electronic Catalog CA 01 on DVD
- Industry Mall: www.siemens.com/industrymall

Ordering example 1

A label with 2 lines of text is required:

3SU1900-0AF16-0AZ0
Q1Y
Z1 = LIFT
Z2 = LOWER

Ordering example 2

A label inscribed with symbol No. 5011 according to IEC 60417 is required:

3SU1900-0AF16-0AZ0
Q3Y
Z = 5011 IEC

Ordering example 3

A label inscribed with symbol No. 1118 according to ISO 7000 is required:

3SU1900-0AF16-0AZ0
Q3Y
Z = 1118 ISO

SIRIUS ACT Pushbuttons and Indicator Lights

Accessories

Labels

Labels for laser printers

Overview

Label inscriptions



Using the *Label Designer* software, which can be downloaded from the Internet, and the labeling plates for laser inscription you can create your own customized labels with a standard laser printer. The self-adhesive or snap-on labels can be stuck or snapped onto the corresponding label holders. Round labels are provided for inserting in illuminated pushbuttons and switches.

The labels are suitable for inscription with one to three lines of text or symbols.








For applications with more exacting requirements we recommend factory-printed labeling plates and insert labels (laser-printed or engraved depending on the type).

For the *Label Designer* software see: www.siemens.com/sirius-label-designer

Selection and ordering data

	Fastening method	Height mm	Width mm	DT	Article No.	Price per PU	PU (UNIT, SET, M)	PS*	PG
Labels for printing - insert labels									
	Insert	--	--	B	3SU1900-0BH60-0AA0		100	480 units	41J
3SU1900-0BH60-0AA0									
Labels for printing - labeling plates									
	Self-adhesive	12.5	27.5	A	3SU1900-0BJ61-0AA0		100	480 units	41J
		17.5	27	A	3SU1900-0BK61-0AA0		100	720 units	41J
		27	27	A	3SU1900-0BL61-0AA0		100	480 units	41J
		22	22	A	3SU1900-0BM61-0AA0		100	700 units	41J
3SU1900-0BJ61-0AA0									

Selection and ordering data









	Color	Fastening method	Outer diameter mm	Marking	DT	Article No.	Price per PU	PU (UNIT, SET, M)	PS*	PG	
EMERGENCY STOP backing plates											
	Yellow/Black (label/lettering)	None	45	None	A	3SU1900-0BA31-0AA0		1	10 units	41J	
				None	A	3SU1900-0BB31-0AA0					
				NOT-AUS	B	3SU1900-0BB31-0AS0					
				NOT-HALT	B	3SU1900-0BB31-0AT0					
3SU1900-0BB31-0AT0											
EMERGENCY STOP backing plates											
	Yellow/Black (label/lettering)	Self-adhesive	75	None	A	3SU1900-0BC31-0AA0		1	10 units	41J	
				NOT-AUS	B	3SU1900-0BC31-0AS0					
				NOT-HALT	A	3SU1900-0BC31-0AT0					
				EMERGENCY STOP	A	3SU1900-0BC31-0DA0					
				Arrêt d'urgence	B	3SU1900-0BC31-0GQ0					
				EMERGENZA	B	3SU1900-0BC31-0JA0					
				NODSTOP	B	3SU1900-0BC31-0LA0					
				((EMERGENCY STOP in Chinese))	B	3SU1900-0BC31-0MA0					
				NOT-HALT, EMERGENCY STOP, EMERGENZA, EMERGENCIA (de, en, it, sp)	A	3SU1900-0BC31-0NB0					
				3SU1900-0BC31-0AT0							
											
											3SU1900-0BC31-0NB0
Labeling plates for potentiometers											
	Black/White (label/lettering)	None	40	--	A	3SU1900-0BG16-0AA0		1	10 units	41J	
				SYMBOL: 0 ... 9	B	3SU1900-0BG16-0RT0					
				SYMBOL: Power up	B	3SU1900-0BG16-0RU0					
3SU1900-0BG16-0RU0											
Labeling plates for enclosures with EMERGENCY STOP											
	Yellow/Black (label/lettering)	Self-adhesive	38	150	None	A	3SU1900-0BE31-0AA0		1	10 units	41J
					NOT-AUS	B	3SU1900-0BE31-0AS0				
3SU1900-0BE31-0AS0											
Labeling plates for enclosures with EMERGENCY STOP with recess											
	Yellow/Black (label/lettering)	Self-adhesive	38	150	None	B	3SU1900-0BF31-0AA0		1	10 units	41J
3SU1900-0BF31-0AA0											
Unit labeling plates											
	White/Black (label/lettering)	Insert	9.5	10.5	None	B	3SU1900-0AY61-0AA0		100	10 units	41J
3SU1900-0BY61-0AA0											

SIRIUS ACT Pushbuttons and Indicator Lights

Accessories

Protection/access protection

Selection and ordering data

Product version	Material	Color	DT	Article No.	Price per PU	PU (UNIT, SET, M)	PS*	PG	
Protective caps									
	Sealable caps	Plastic	Black Clear	B	3SU1900-0DA10-0AA0 3SU1900-0DA70-0AA0		1	1 unit	41J
				B			1	1 unit	41J
3SU1900-0DA10-0AA0									
	Sealable caps for pushbuttons	Plastic	Black Clear	B	3SU1900-0EL10-0AA0 3SU1900-0EL70-0AA0		1	1 unit	41J
				B			1	1 unit	41J
3SU1900-0EL70-0AA0									
	Silicone protective caps for pushbuttons, flat	Plastic	Clear	A	3SU1900-0DB70-0AA0		1	1 unit	41J
3SU1900-0DB70-0AA0									
	Silicone-free protective caps for pushbuttons, flat	Plastic	Clear	A	3SU1900-0ED70-0AA0		1	1 unit	41J
3SU1900-0ED70-0AA0									
	Silicone protective caps for pushbuttons, raised	Plastic	Clear	A	3SU1900-0DC70-0AA0		1	1 unit	41J
3SU1900-0DC70-0AA0									
	Silicone-free protective caps for pushbuttons, raised	Plastic	Clear	A	3SU1900-0EE70-0AA0		1	1 unit	41J
3SU1900-0EE70-0AA0									
	Silicone protective caps for selectors, short	Plastic	Clear	B	3SU1900-0DD70-0AA0		1	1 unit	41J
3SU1900-0DD70-0AA0									
	Silicone-free protective caps for selectors, short	Plastic	Clear	B	3SU1900-0EF70-0AA0		1	1 unit	41J
3SU1900-0EF70-0AA0									
	Silicone protective caps for mushroom pushbuttons 40 mm	Plastic	Clear	B	3SU1900-0DE70-0AA0		1	1 unit	41J
3SU1900-0DE70-0AA0									
	Silicone-free protective caps for mushroom pushbuttons 40 mm	Plastic	Clear	B	3SU1900-0EG70-0AA0		1	1 unit	41J
3SU1900-0EG70-0AA0									
	Silicone protective caps for EMERGENCY STOP	Plastic	Clear	B	3SU1900-0DF70-0AA0		1	1 unit	41J
3SU1900-0DF70-0AA0									
	Silicone-free protective caps for EMERGENCY STOP	Plastic	Clear	B	3SU1900-0EH70-0AA0		1	1 unit	41J
3SU1900-0EH70-0AA0									

SIRIUS ACT Pushbuttons and Indicator Lights Accessories

Protection/access protection

Product version	Material	Color	DT	Article No.	Price per PU	PU (UNIT, SET, M)	PS*	PG	
Protective caps									
	Silicone protective caps for twin pushbuttons, flat	Plastic	Clear	A	3SU1900-0DG70-0AA0		1	1 unit	41J
	Silicone protective caps for twin pushbuttons, raised	Plastic	Clear	B	3SU1900-0DH70-0AA0		1	1 unit	41J
	Silicone-free protective caps for twin pushbuttons, raised	Plastic	Clear	B	3SU1900-0EK70-0AA0		1	1 unit	41J
	Dust caps for key-operated switches	Plastic	Black	B	3SU1900-0EB10-0AA0		1	1 unit	41J
Protective collars									
	Sun collars	Plastic	Black	B	3SU1900-0DJ10-0AA0		1	1 unit	41J
	360° protective collars for pushbuttons and selectors, short	Plastic	Black	B	3SU1900-0DW10-0AA0		1	1 unit	41J

SIRIUS ACT Pushbuttons and Indicator Lights








Accessories

Protection/access protection

Product version	Material	Color	DT	Article No.	Price per PU	PU (UNIT, SET, M)	PS*	PG
Protective collars								
	360° protective collars for pushbuttons, visibility from the side	Metal	Silver	B	3SU1950-ODK80-0AA0		1	1 unit 41J
3SU1950-ODK80-0AA0								
	360° protective collars for mushroom pushbuttons 40 mm, visibility from the side	Metal	Silver	B	3SU1950-ODL80-0AA0		1	1 unit 41J
3SU1950-ODL80-0AA0								
	Protective collars for EMERGENCY STOP	Plastic	Yellow Silver	A B	3SU1900-ODY30-0AA0 3SU1900-ODY80-0AA0		1 1	1 unit 41J 1 unit 41J
3SU1900-ODY30-0AA0								
	Protective collars for padlocks	Metal	Yellow Silver	B B	3SU1950-ODX30-0AA0 3SU1950-ODX80-0AA0		1 1	1 unit 41J 1 unit 41J
3SU1950-ODX30-0AA0								
	360° protective collars for EMERGENCY STOP, SEMI-industry	Plastic	Yellow	B	3SU1900-0EA30-0AA0		1	1 unit 41J
	Protection for sensor switch	Plastic	Black	B	3SU1900-0EC10-0AA0		1	1 unit 41J
3SU1900-0EC10-0AA0								

SIRIUS ACT Pushbuttons and Indicator Lights Accessories

Protection/access protection



Product version	Material	Color	DT	Article No.	Price per PU	PU (UNIT, SET, M)	PS*	PG
Locking devices								
	Locking devices for pushbuttons Metal flat, for raised front ring and raised, castellated front ring	Metal	Silver	B	3SU1950-0DM80-0AA0		1	1 unit 41J
	Locking devices for pushbuttons, raised Metal raised	Metal	Silver	B	3SU1950-0DN80-0AA0		1	1 unit 41J
	Locking devices for mushroom pushbuttons D30, D40 Metal	Metal	Silver	B	3SU1950-0DP80-0AA0		1	1 unit 41J
3SU1950-0DM80-0AA0								
	Locking devices for selectors short/long actuator, in the left position	Metal	Silver	B	3SU1950-0DQ80-0AA0		1	1 unit 41J
3SU1950-0DQ80-0AA0								
	Locking devices for selectors short/long actuator, in the center position	Metal	Silver	B	3SU1950-0DR80-0AA0		1	1 unit 41J
3SU1950-0DR80-0AA0								
	Locking devices for selectors short/long actuator, in the right position	Metal	Silver	B	3SU1950-0DS80-0AA0		1	1 unit 41J
3SU1950-0DS80-0AA0								
	Locking devices for selectors short/long actuator, window from center to right, blocked on left	Metal	Silver	B	3SU1950-0DT80-0AA0		1	1 unit 41J
3SU1950-0DT80-0AA0								
	Locking devices for selectors short/long actuator, window from center to left, blocked on right	Metal	Silver	B	3SU1950-0DU80-0AA0		1	1 unit 41J
3SU1950-0DU80-0AA0								
	Covers for locking devices Metal	Metal	Silver	B	3SU1950-0DV80-0AA0		1	1 unit 41J
3SU1950-0DV80-0AA0								

SIRIUS ACT Pushbuttons and Indicator Lights



Accessories



Actuators

Selection and ordering data

	Material	Color	DT	Article No.	Price per PU	PU (UNIT, SET, M)	PS*	PG
Sealing plugs¹⁾								
	Plastic	Black	A	3SU1900-0FA10-0AA0		1	1 unit	41J
3SU1900-0FA10-0AA0								
	Metal, matte	Sand gray	A	3SU1930-0FA80-0AA0		1	1 unit	41J
	Metal, shiny	Silver	A	3SU1950-0FA80-0AA0		1	1 unit	41J
3SU1950-0FA80-0AA0								








¹⁾ The sealing plug is mounted with a holder.
Modules might already be mounted on the holder.

	Material	Color	DT	Article No.	Price per PU	PU (UNIT, SET, M)	PS*	PG
Buttons, flat								
For pushbuttons								
	Plastic	Black	B	3SU1900-0FT10-0AA0		100	10 units	41J
		Red	B	3SU1900-0FT20-0AA0		100	10 units	41J
		Yellow	B	3SU1900-0FT30-0AA0		100	10 units	41J
		Green	A	3SU1900-0FT40-0AA0		100	10 units	41J
		Blue	B	3SU1900-0FT50-0AA0		100	10 units	41J
		White	B	3SU1900-0FT60-0AA0		100	10 units	41J
3SU1900-0FT20-0AA0								
For illuminated pushbuttons								
	Plastic	Amber	B	3SU1901-0FT00-0AA0		100	10 units	41J
		Red	B	3SU1901-0FT20-0AA0		100	10 units	41J
		Yellow	B	3SU1901-0FT30-0AA0		100	10 units	41J
		Green	B	3SU1901-0FT40-0AA0		100	10 units	41J
		Blue	B	3SU1901-0FT50-0AA0		100	10 units	41J
		White	A	3SU1901-0FT60-0AA0		100	10 units	41J
		Clear	A	3SU1901-0FT70-0AA0		100	10 units	41J
3SU1901-0FT30-0AA0								

	Material	Color	DT	Article No.	Price per PU	PU (UNIT, SET, M)	PS*	PG
Buttons, raised								
For pushbuttons								
	Plastic	Black	B	3SU1900-0FS10-0AA0		1	10 units	41J
		Red	B	3SU1900-0FS20-0AA0		1	10 units	41J
		Yellow	B	3SU1900-0FS30-0AA0		1	10 units	41J
		Green	B	3SU1900-0FS40-0AA0		1	10 units	41J
3SU1900-0FS30-0AA0								
For illuminated pushbuttons								
	Plastic	Red	B	3SU1901-0FS20-0AA0		1	10 units	41J
		Yellow	B	3SU1901-0FS30-0AA0		1	10 units	41J
		Green	B	3SU1901-0FS40-0AA0		1	10 units	41J
		Blue	B	3SU1901-0FS50-0AA0		1	10 units	41J
		Clear	B	3SU1901-0FS70-0AA0		1	10 units	41J
3SU1901-0FS40-0AA0								

SIRIUS ACT Pushbuttons and Indicator Lights Accessories

Actuators

	Material	Key number	RFID coding version	Color	DT	Article No.	Price per PU	PU (UNIT, SET, M)	PS*	PG
Ronis keys										
	Metal	SB30	--	Silver	A	3SU1950-0FB80-0AA0		1	1 unit	41J
		455			B	3SU1950-0FC80-0AA0		1	1 unit	41J
3SSU1950-0FB80-0AA0										
BKS keys										
	Metal	S1	--	Silver	B	3SU1950-0FD80-0AA0		1	1 unit	41J
3SSU1950-0FD80-0AA0										
OMR keys										
	Metal	73038	--	Blue	B	3SU1950-0FJ50-0AA0		1	1 unit	41J
		73037		Red	B	3SU1950-0FK20-0AA0		1	1 unit	41J
		73034		Black	B	3SU1950-0FL10-0AA0		1	1 unit	41J
		73033		Yellow	B	3SU1950-0FM30-0AA0		1	1 unit	41J
3SSU1950-0FJ50-0AA0										
CES keys										
	Metal	LSG1	--	Silver	B	3SU1950-0FN80-0AA0		1	1 unit	41J
		SSG10			A	3SU1950-0FP80-0AA0		1	1 unit	41J
		VL5			B	3SU1950-0FQ80-0AA0		1	1 unit	41J
3SSU1950-0FP80-0AA0										
IKON keys										
	Metal	360012K1	--	Silver	B	3SU1950-0FR80-0AA0		1	1 unit	41J
3SU1950-0FR80-0AA0										
ID keys ID group individual										
	Plastic	--	Individually coded, programmable several times	White	X	3SU1900-0FU60-0AA0		1	1 unit	41J
3SU1900-0FU60-0AA0										
ID keys										
	Plastic	--	ID group 1	Green	X	3SU1900-0FV40-0AA0		1	1 unit	41J
			ID group 2	Yellow	X	3SU1900-0FW30-0AA0		1	1 unit	41J
			ID group 3	Red	X	3SU1900-0FX20-0AA0		1	1 unit	41J
			ID group 4	Blue	X	3SU1900-0FY50-0AA0		1	1 unit	41J
3SU1900-0FV40-0AA0										

SIRIUS ACT Pushbuttons and Indicator Lights

Accessories

Enclosures

Selection and ordering data

Product version	Material	Color	DT	Article No.	Price per PU	PU (UNIT, SET, M)	PS*	PG	
Cable glands									
 3SU1900-0HG10-0AA0	Metric M20 cable glands for enclosures	Plastic	Black	A	3SU1900-0HG10-0AA0		1	1 unit	41J
	Metric M25 cable glands for enclosures			B	3SU1900-0HH10-0AA0		1	1 unit	41J
For explosion protection (ATEX) Ex category II 2D Ex tb IIIC T120 °C Db									
 3SU1900-0HG10-0AA1	Metric M20 cable glands for enclosures	Plastic	Black	B	3SU1900-0HG10-0AA1		1	1 unit	41J
	Metric M25 cable glands for enclosures			B	3SU1900-0HH10-0AA1		1	1 unit	41J
Connection pieces									
For plastic enclosures									
 3SU1900-0HJ10-0AA0	M20/M20 connection pieces for connecting 2 enclosures	Plastic	Black	B	3SU1900-0HJ10-0AA0		1	1 unit	41J
	M20/M25 connection pieces for connecting 2 enclosures			B	3SU1900-0HK10-0AA0		1	1 unit	41J
	M25/M25 connection pieces for connecting 2 enclosures			B	3SU1900-0HL10-0AA0		1	1 unit	41J
For metal enclosures									
 3SU1950-0HJ10-0AA0	M20/M20 connection pieces for connecting 2 enclosures	Metal	Silver	B	3SU1950-0HJ10-0AA0		1	1 unit	41J
	M20/M25 connection pieces for connecting 2 enclosures			B	3SU1950-0HK10-0AA0		1	1 unit	41J
	M25/M25 connection pieces for connecting 2 enclosures			B	3SU1950-0HL10-0AA0		1	1 unit	41J

SIRIUS ACT Pushbuttons and Indicator Lights Accessories

Enclosures








Product version	Material	Color	DT	Insulation piercing method 	Article No.	Price per PU	PU (UNIT, SET, M)	PS*	PG
Adapters for AS-i shaped cables									
	Insulation piercing method	Plastic	Black	B	3SU1900-0HX10-0AA0		1	1 unit	41J
	M20						1	1 unit	41J
Adapters for AS-i tab connection									
For plastic enclosures									
	M12 sockets, 4-pole	Plastic	Black	B	3SU1930-0HA10-0AA0		1	1 unit	41J
	M20						1	1 unit	41J
	M25				3SU1930-0HB10-0AA0				
	M12 connectors, 4-pole			B	3SU1930-0HC10-0AA0		1	1 unit	41J
	M20						1	1 unit	41J
	M25				3SU1930-0HD10-0AA0				
	M12 sockets, 5-pole	Plastic	Black	B	3SU1930-0HP10-0AA0		1	1 unit	41J
	M20						1	1 unit	41J
	M25				3SU1930-0HQ10-0AA0				
	M12 connectors, 5-pole			B	3SU1930-0HR10-0AA0		1	1 unit	41J
	M20						1	1 unit	41J
	M25				3SU1930-0HS10-0AA0				
M12 sockets, 8-pole	Plastic	Black	B	3SU1930-0HT10-0AA0		1	1 unit	41J	
M20						1	1 unit	41J	
M25				3SU1930-0HU10-0AA0					
M12 connectors, 8-pole			B	3SU1930-0HV10-0AA0		1	1 unit	41J	
M20						1	1 unit	41J	
M25				3SU1930-0HW10-0AA0					
For metal enclosures									
	M12 sockets, 4-pole	Metal	Black	B	3SU1950-0HA10-0AA0		1	1 unit	41J
	M20						1	1 unit	41J
	M25				3SU1950-0HB10-0AA0				
	M12 connectors, 4-pole			B	3SU1950-0HC10-0AA0		1	1 unit	41J
	M20						1	1 unit	41J
	M25				3SU1950-0HD10-0AA0				
	M12 sockets, 5-pole	Metal	Black	B	3SU1950-0HP10-0AA0		1	1 unit	41J
	M20						1	1 unit	41J
	M25				3SU1950-0HQ10-0AA0				
	M12 connectors, 5-pole			B	3SU1950-0HR10-0AA0		1	1 unit	41J
	M20						1	1 unit	41J
	M25				3SU1950-0HS10-0AA0				
M12 sockets, 8-pole	Metal	Black	B	3SU1950-0HT10-0AA0		1	1 unit	41J	
M20						1	1 unit	41J	
M25				3SU1950-0HU10-0AA0					
M12 connectors, 8-pole			B	3SU1950-0HV10-0AA0		1	1 unit	41J	
M20						1	1 unit	41J	
M25				3SU1950-0HW10-0AA0					
Enclosure cover monitoring									
	Enclosure cover monitoring	Plastic	Black	B	3SU1900-0HM10-0AA0		1	1 unit	41J
	(module with extension plunger)								

SIRIUS ACT Pushbuttons and Indicator Lights

Accessories


Miscellaneous accessories

Selection and ordering data

Product version	Material	Color	DT	Article No.	Price per PU	PU (UNIT, SET, M)	PS*	PG
Accessories								
 3SU1900-0KA10-0AA0	PCB carriers	Plastic	Black	A	3SU1900-0KA10-0AA0		1 10 units	41J
 3SU1900-0KC10-0AA0	Pressure plates for selectors and locks	Plastic	White	A	3SU1900-0KC10-0AA0		1 10 units	41J
	Connection kits, standard slave	Plastic	Black	B	3SU1900-0KD10-0AA0		1 1 unit	41J
	ASi-F-slave	Plastic	Black	B	3SU1900-0KE10-0AA0		1 1 unit	41J
 3SU1900-0KF10-0AA0	Drilling template for 30 x 40 grid, horizontal	Plastic	Black	B	3SU1900-0KF10-0AA0		1 1 unit	41J
 3SU1900-0KG10-0AA0	Extension plungers For compensation of the distance between the pushbutton and the unlatching button of an overload relay	Plastic	Black	A	3SU1900-0KG10-0AA0		1 1 unit	41J
 3SU1950-0KJ80-0AA0	Adapters for actuators and indicators with front ring for flat mounting	Metal	Silver	A	3SU1950-0KJ80-0AA0		1 1 unit	41J
	Adapters for mounting hole 30,5 mm For mounting 22,5 mm pushbuttons and indicator lights	Metal	Silver	A	3SU1950-0KB10-0AA0		1 1 unit	41J
 3SU1950-0KK80-0AA0	Grounding studs	Metal	Silver	B	3SU1950-0KK80-0AA0		100 50 units	41J
 3SU1900-0KL10-0AA0	Connectors for sensor switches	Metal	Black	B	3SU1900-0KL10-0AA0		100 50 units	41J

* You can order this quantity or a multiple thereof.
Illustrations are approximate

Appendix



16/2	Siemens Industry Training
16/3	Ordering notes
16/6	Standards and approvals
16/13	Quality management
	Online services
16/14	Information and ordering in the Internet and on DVD
16/15	Information and Download Center, Social media, Mobile media
16/16	Subject index
16/17	Article number index
16/19	Conditions of sale and delivery

Appendix

Siemens Industry Training

Faster and more applicable know-how: Hands-on training from the manufacturer

Siemens Industry Training provides you with comprehensive support in solving your tasks.

Training by the market leader in the industry enables you to make independent decisions with confidence. Especially where the optimum and efficient use of products and plants are concerned. You can eliminate deficiencies in existing plants, and exclude expensive faulty planning right from the beginning.



First-class know-how directly pays for itself: In shorter startup times, high-quality end products, faster troubleshooting and reduced downtimes. In other words, increased profits and lower costs.

Achieve more with Siemens Industry Training

- Shorter times for startup, maintenance and servicing
- Optimized production operations
- Reliable configuration and startup
- Minimization of plant downtimes
- Flexible plant adaptation to market requirements
- Compliance with quality standards in production
- Increased employee satisfaction and motivation
- Shorter familiarization times following changes in technology and staff

Contact

Visit our site on the Internet at:

www.siemens.com/sitrain

or let us advise you personally.

Siemens Industry Training Customer Support Germany:

Phone: +49 911 895-7575

Fax: +49 911 895-7576

E-Mail: info@sitrain.com

Highlights Siemens Industry Training

Top trainers

Our trainers are skilled teachers with direct practical experience. Course developers have close contact with product development, and directly pass on their knowledge to the trainers.

Practical experience

The practical experience of our trainers enables them to teach theory effectively. But since theory can be pretty drab, we attach great importance to practical exercises which can comprise up to half of the course time. You can therefore immediately implement your new knowledge in practice. We train you on state-of-the-art methodically/didactically designed training equipment. This training approach will give you all the confidence you need.

Wide variety

With a total of about 300 local attendance courses, we train the complete range of Siemens Industry products as well as interaction of the products in systems.

Tailor-made training

We are only a short distance away. You can find us at more than 50 locations in Germany, and in 62 countries worldwide. You wish to have individual training instead of one of our 300 courses? Our solution: We will provide a program tailored exactly to your personal requirements. Training can be carried out in our Training Centers or at your company.

The right mixture: Blended learning

"Blended learning" is a combination of various training media and sequences. For example, a local attendance course in a Training Center can be optimally supplemented by a teach-yourself program as preparation or follow-up. Additional effect: Reduced traveling costs and periods of absence.



Things you should know about Catalog News IC 10 N

Catalog News IC 10 N contains all selection and order-relevant data.

Delivery time class (DT)

▶ Preferred type	Preferred types are available immediately from stock, i.e. are dispatched within 24 hours.
A 1 or 2 working days	Normal quantities of the products are usually delivered within the specified time following receipt of your order at our branch.
B 3 to 5 working days	
C 6 to 15 working days	
D 16 to 30 working days	In exceptional cases, the actual delivery time may differ from that specified.
X On request	

The delivery times apply up to the ramp at Siemens AG (products ready for dispatch). The transport times depend on the destination and type of shipping. The standard transport time for Germany is 1 day.

The delivery times specified here represent the situation in October 2013. They are continuously optimized. For more up-to-the-minute information, please visit our site at www.siemens.com/sirius/mall.

Price units (PU)

The price unit defines the number of units, sets or meters to which the specified price applies.

Packaging sizes (PS)

The packaging size defines the number, e.g. of units, sets or meters, for outer packaging. Only the quantity defined by the packaging size or a multiple thereof can be ordered.

For multi-unit packing and reusable packaging, see [Catalog IC 10, page 16/12](#).

Price groups (PG)

Each product is assigned to a price group.

Example

3SU1100-0AB30-1FA0

DT: 3 or 5 working days
PG: 41J
Order quantity 1 unit or a multiple thereof

3SU1400-1AA10-1BA0

DT: Preferred type
PG: 41J
Order quantity 1 unit or a multiple thereof

3SU1900-0AB71-0AB0

DT: 3 or 5 working days
PG: 41J
Order quantity 10 units or a multiple thereof

DT	Article No.	Price per PU	PU (UNIT, SET, M)	PS*	PG
B	3SU1100-0AB30-1FA0		1	1 unit	41J
▶	3SU1400-1AA10-1BA0		1	1 unit	41J
B	3SU1900-0AB71-0AB0		100	10 units	41J

Dimensions

All dimensions in mm.

Appendix

Ordering notes

Symbols

In Catalog News IC 10 N you will find the symbols and their explanations listed alongside.

They are used in conjunction with an orange background to mark and highlight special selection criteria.

Connections

Insulation piercing method



Spring-type terminals



Socket terminals



Screw terminals



Push-in terminals



Logistics

General

With regard to delivery service, communications and environmental protection, our logistics service ensures "quality from the moment of ordering right through to delivery". By designing our infrastructure according to customer requirements and implementing electronic order processing, we have successfully optimized our logistics processes.

Our delivery processes are designed such that, as a rule, a confirmed deadline is not generally exceeded. In fact, wherever possible, we aim to deliver up to 3 working days ahead of schedule to optimize the overall delivery situation (e.g. in anticipation of holidays and peak order periods).

We are proud of our personal consulting service, on-time deliveries and 1-day transport within Germany.

To achieve this, we supply the preferred types marked with ► ex warehouse.

We regard the DIN ISO 9001 certification and consistent quality checks as an integral part of our services.

Electronic order processing is fast, cost-efficient and error-free. Please contact us if you want to benefit from these advantages.

Packaging, packing units

The packaging in which our equipment is dispatched provides protection against dust and mechanical damage during transport, thus ensuring that you receive our products in a perfect state.

We select our packaging for maximum environmental compatibility and reusability (e.g. crumpled paper for protection during transport in packages up to 32 kg) and, in particular, with a view to reducing waste.

With our multi-unit packaging and reusable packaging, we offer you specific types of packaging that are both kind to the environment and tailored to your requirements:

Your advantages at a glance:

- Lower order costs
- Cost savings through uniform-type packaging and Low/no disposal costs
- Reduced time and cost thanks to short unpacking times
- "Just-in-time" delivery directly to the production line helps reduce stock: cost savings through reduction of storage area. Cost savings through reduction of storage area
- Fast assembly thanks to supply in sets
- Standard Euro boxes – corresponding to the Euro pallet modular system – suitable for most conveyor systems
- Active contribution to environmental protection

Unless stated otherwise in the "Selection and ordering data" of this catalog, our products are supplied individually packed.

For small parts/accessories, we offer you economical packaging units as standard packs containing more than one item, e.g. 5, 10, 50 or 100 units. It is essential that whole number multiples of these quantities be ordered to ensure satisfactory quality of the products and problem-free order processing.

The products are delivered in a neutral carton. The label includes warning notices, the CE mark and product description information in English and German.

In addition to the Article No. (MLFB) and the packed number of items in the packaging, the Instr. Article No. is also specified for the operating instructions. It can be obtained from your local Siemens representative (you will find a list of your local Siemens contacts at www.siemens.com/automation/partner).

The device Article No. of most devices can also be acquired through the EAN barcode to simplify ordering and storage logistics.

The related master data are available from your local Siemens representative.

Appendix

Standards and approvals

Approvals, test certificates, characteristic curves

An overview of the certificates available for Industrial Control products along with more technical documentation can be consulted daily on the Internet at:

www.siemens.com/sirius/approvals

The screenshot shows the Siemens Industrial Controls website interface. The left sidebar contains a navigation tree with categories like Drive Technology, Automation Technology, and Industrial Controls. The main content area displays a list of certificates with columns for Title and Date. The filter settings are set to 'Certificates'.

Title	Date
Certificates General Product Approval, Manufacturer declaration, Manufacturer Manufacturers Declaration, 3141 for products: 3RR24 more>>	2012-12-03 ID: 68584361
Certificates General Product Approval, Manufacturer declaration, Manufacturer Manufacturers Declaration, 3142 for products: 3RR24 more>>	2012-12-03 ID: 68584371
Certificates Test Certificates, Special Test Certificate, Manufacturer Test Certificate, 2988 for products: 3RV2 more>>	2012-11-30 ID: 44011423
Certificates General Product Approval, UL, UL Certificate of Compliance, 20120926-E148698 for products: BVD53424344 more>>	2012-11-30 ID: 9733476
Certificates General Product Approval, CCC, CGC 2009010305329583 for products: 3RK31 more>>	2012-11-28 ID: 41428771
Certificates Declaration of Conformity, Manufacturer Low Voltage, EMC-Directive, 2492 for products: 3RS10, 3RS11, 3RS20, 3RS21 more>>	2012-11-28 ID: 8022127
Certificates Declaration of Conformity, Manufacturer 2851 for products: 3RV108, 3RV138, 3RV19 more>>	2012-11-28 ID: 28043676
Certificates Declaration of Conformity, Manufacturer 2852 for products: 3RV107, 3RV137, 3RV19 more>>	2012-11-28 ID: 28044029
Certificates Declaration of Conformity, EC-Declaration of Conformity,	2012-11-28

Product support: Approvals/certificates

The screenshot shows the Siemens Industrial Controls website interface with the filter settings set to 'Characteristics'. The main content area displays a list of characteristic curves with columns for Title and Date.

Title	Date
Characteristics Tripping Characteristics, A5E02567349A [983 KB] I _t -characteristic 0.7 - 1.00 A for products: 3RA8120-OAB30; 3RA8120-OAE30; 3RA8120-OAP30; more>>	2012-04-23 ID: 36738044
Characteristics Tripping Characteristics, NEP560097002000DS02 [934 KB] , english Overload tripping class 20E 0.1 - 0.4 A for products: 3RA8120-OAB30; 3RA8120-OAE30; 3RA8120-OAP30; more>>	2008-05-06 ID: 26215949
Characteristics Tripping Characteristics, NEP_560096502000DS02 [938 KB] , english Overload tripping Sirius class 10E 0.1 - 0.4 A for products: 3RA8120-OAB30; 3RA8120-OAE30; 3RA8120-OAP30; more>>	2008-05-06 ID: 26216113
Characteristics Tripping Characteristics, NEP5600971000DS01 [933 KB] , english Overload tripping class 20E 0.32 - 1.25 A for products: 3RA8120-OAB30; 3RA8120-OBE30; 3RA8120-OBP30; more>>	2008-05-06 ID: 26215960
Characteristics Tripping Characteristics, NEP560096802000DS02 [930 KB] , english Overload tripping Sirius class 10E 0.32 - 1.25 A for products: 3RA8120-OAB30; 3RA8120-OBE30; 3RA8120-OBP30; more>>	2008-05-06 ID: 26216775
Characteristics Tripping Characteristics, NEP56009702000DS02 [881 KB] , english Overload tripping Sirius class 10 E 1 - 4 A for products: 3RA8120-OCB30; 3RA8120-OCE30; 3RA8120-OCPC30; more>>	2008-05-06 ID: 26216776
Characteristics Tripping Characteristics, NEP5600972000DS01 [963 KB] , english Overload tripping class 20E 1 - 4 A for products: 3RA8120-OCB30; 3RA8120-OCE30; 3RA8120-OCPC30; more>>	2008-09-17 ID: 26217289
Characteristics Tripping Characteristics, NEP5600973000DS01 [877 KB] , english	2008-05-06

Product support: Characteristics

Safety characteristics

In the following standards, the so-called B10 values for calculating the safety integrity or safety integrity level (SIL) in functional safety at a high or continuous demand rate are required also for electromechanical switchgear:

- IEC 62061 "Safety of machines – Functional safety of safety-related electrical, electronic and programmable electronic control systems",
- ISO 13849-1 "Safety of machines – Safety-related components of controls – Part 1: General principles".

Failure rates of electromechanical components are required for calculating the safety integrity or safety integrity level (SIL) in functional safety:

- in the manufacturing industry at a high demand rate
- in the process industry at a low demand rate

Further requirements are laid down in IEC 61511-1 "Functional safety – Safety instrumented systems for the process industry sector – Part 1: Framework, definitions, system, hardware and software requirements".

The German versions of the above standards are:

- EN 62061 (VDE 0113-50), 2005 + AMD 1:2013, which since 31.12.2005 has been harmonized as EN 62061 under the Machinery Directive
- EN ISO 13849-1:2008
- EN 61511-1 (VDE 810-1)

The TÜV-tested Safety Evaluation Tool assists in calculating the safety function as verification for the machine documentation. It is available on the Internet at www.siemens.com/safety-evaluation-tool.

At www.siemens.com/safety-integrated you will also find examples of functions with calculations according to the current standards.

Definitions

$\lambda(t) dt$ is the probability that a unit which has not failed by a certain time t will fail in the following interval ($t; t + dt$).

Failure rates have the dimension 1/time unit, e.g. 1/h.

Failure rates for components are often specified in FIT (failures in time unit): 1 FIT equals $10^{-9}/h$.

From the failure rate it is possible to derive a (mathematical) distribution function of the failure probability:

$F(t) = 1 - \exp(-\lambda t)$, with λ as constant failure rate

- The mean value of this exponential distribution is also referred to as:
 - Mean Time To Failure (MTTF) in the case of irreparable components; 63.2 % of components fail by the MTTF.
 - Mean Operating Time Between Failures (MTBF) in the case of repairable components.

- $MTTF = 1/\lambda$
(MTTF is a statistical mean value but no guarantee for endurance)

Electromechanical components are often irreparable components. In general, the failure rate of monitored units changes with age.

Standards and approvals

The B10 value for devices subject to wear is expressed in number of operating cycles:

- it is the number of operating cycles after which 10 % of the test specimens fail in the course of an endurance test (or: the number of operating cycles after which 10 % of the devices have failed).

For low demand rates (mainly in the process industry), the failure rate and not the B10 value is used to determine the failure probability.

Standard B10 values at a high demand rate

With the help of the B10 value and a simplified formula (see section 6.7.8.2.1 of EN 62061), the user can then calculate the total failure rate of an electromechanical component:

$$\lambda = 0.1 \times C/B10$$

with C = operating cycles per hour. C is specified by the user.

The failure rate is made up of safe (λ_S) and dangerous (λ_D) failures:

$$\lambda = \lambda_S + \lambda_D$$

or

$$\lambda_D = [\text{share of dangerous failures in \%}] \times \lambda$$

$$\lambda_S = [\text{share of safe failures in \%}] \times \lambda$$

The failure rate of the dangerous failures λ_D of the components used is needed for further calculations.

Listed in the following table are the standard B10 values and the share of dangerous failures for SIRIUS product groups at a high demand rate.

Standard B10 values (at a high demand rate)		
SIRIUS ACT product group (electromechanical components)	Standard B10 value ¹⁾ (operating cycles)	Share of dangerous failures
3SU1 EMERGENCY-STOP mushroom pushbuttons (with positive-opening contacts)	100 000	20 %
3SU1 pushbuttons (non-latching, with positive-opening contacts)	10 000 000	20 %

¹⁾ Only applies under the conditions specified in the technical specifications.

The B10_d value used in EN ISO 13849-1:2008 is determined as follows:

$$B10_d = \frac{B10}{\text{Share of dangerous failures}}$$

Calculation example

A protective door is monitored by a position switch with a separate actuator.

The protective door is opened 4 times an hour.

The overall failure rate of the position switch is:

$$\lambda = 0.1 \cdot C/B10 \text{ [failures/h]}$$

$$\lambda = 0.1 \cdot 4/1000000 = 4 \cdot 10^{-7} \text{ [failures/h]}$$

The dangerous failure rate is calculated with:

$$\lambda_D = 20 \% \text{ of } \lambda = 0.2 \cdot 4 \cdot 10^{-7} \text{ [failures/h]}$$

$$\lambda_D = 8 \cdot 10^{-8} \text{ [failures/h]}$$

Standard failure rates (at a low demand rate)

On the basis of the failure rates, it is possible to calculate the average probability of failure on demand (PFD_{avg}) of a PLT protective device.

A so-called low demand rate is assumed, meaning the rate of demand on the safety-related system amounts to no more than once a year and is not greater than double the frequency of the repeat test.

A repeat test once a year is recommended for electromechanical components in order to reveal passive faults.

For special applications it is possible, in agreement with the inspecting institution (e.g. a technical inspectorate, government agency or the like) to extend the test intervals by using suitable solutions (e.g. a multi-channel version etc.).

Listed in the following table are the standard failure rates and the share of dangerous failures for SIRIUS product groups at a low demand rate.

Standard failure rates at a low demand rate		
SIRIUS ACT product group (electromechanical components)	Standard failure rates (in FIT) ¹⁾	Share of dangerous failures
3SU1 EMERGENCY-STOP mushroom pushbuttons (with positive-opening contacts)	100	20 %
3SU1 pushbuttons (non-latching, with positive-opening contacts)	100	20 %

¹⁾ The failure rates specified in the table were limited to 100 FIT.

Appendix

Standards and approvals

Standards

IEC	EN	Title
60947-1 60947-2 60947-3	60947-1 60947-2 60947-3	Low-voltage switchgear and controlgear: General rules <ul style="list-style-type: none"> • Circuit-breakers • Switches, disconnectors, switch-disconnectors and fuse-combination units
60947-4-1 60947-4-2 60947-4-3	60947-4-1 60947-4-2 60947-4-3	<ul style="list-style-type: none"> • Contactors and motor starters - Electromechanical contactors and motor starters • Contactors and motor-starters - AC semiconductor motor controllers and starter • Contactors and motor-starters - AC semiconductor controllers and contactors for non-motor loads
60947-5-1 60947-5-2 60947-5-3	60947-5-1 60947-5-2 60947-5-3	<ul style="list-style-type: none"> • Control circuit devices and switching elements - Electromechanical control circuit devices • Control circuit devices and switching elements - Proximity switches • Control circuit devices and switching elements - Requirements for proximity devices with defined behaviour under fault conditions (PDDb)
60947-5-5 60947-5-6 60947-5-7 60947-5-8 60947-5-9	60947-5-5 60947-5-6 60947-5-7 60947-5-8 60947-5-9	<ul style="list-style-type: none"> • Control circuit devices and switching elements - Electrical emergency stop device with mechanical latching function • Control circuit devices and switching elements - DC interface for proximity sensors and switching amplifiers (NAMUR) • Control circuit devices and switching elements - Requirements for proximity devices with analogue output • Control circuit devices and switching elements - Three-position enabling switches • Control circuit devices and switching elements - Flow rate switches
60947-6-1 60947-6-2	60947-6-1 60947-6-2	<ul style="list-style-type: none"> • Multiple function equipment - Transfer switching equipment • Multiple function equipment - Control and protective switching devices (or equipment) (CPS)
60947-7-1 60947-7-2 60947-7-3 60947-7-4	60947-7-1 60947-7-2 60947-7-3 --	<ul style="list-style-type: none"> • Ancillary equipment - Terminal blocks for copper conductors • Ancillary equipment - Protective conductor terminal blocks for copper conductors • Ancillary equipment - Safety requirements for fuse terminal blocks • Ancillary equipment - PCB terminal blocks for copper conductors
60947-8	60947-8	<ul style="list-style-type: none"> • Control units for built-in thermal protection (PTC) for rotating electrical machines
62026-2	50295	<ul style="list-style-type: none"> • Actuator sensor interface (AS-i)
60269-1 60269-4	60269-1 60269-4	Low-voltage fuses: General requirements Low-voltage fuses: Supplementary requirements for fuse-links for the protection of semiconductor devices
60050-441	--	International Electrotechnical Vocabulary. Switchgear, controlgear and fuses
61439-1 61439-2 61439-3	61439-1 61439-2 61439-3	Low-voltage switchgear and controlgear assemblies: General rules Low-voltage switchgear and controlgear assemblies: Power switchgear and controlgear assemblies Low-voltage switchgear and controlgear assemblies: Distribution boards intended to be operated by ordinary persons (DBO)
61439-4	61439-4	Low-voltage switchgear and controlgear assemblies: Particular requirements for assemblies for construction sites (ACS)
61439-5 61439-6 --	61439-5 61439-6 50274	Low-voltage switchgear and controlgear assemblies: Assemblies for power distribution in public networks Low-voltage switchgear assemblies - Part 6: Busbar trunking systems (busways) Low-voltage switchgear and controlgear assemblies - Protection against electric shock - Protection against unintentional direct contact with hazardous live parts
61140	61140	Protection against electric shock - Common aspects for installation and equipment
60664-1	60664-1	Insulation coordination for electrical equipment in low-voltage systems: Principles, requirements and tests
60204-1 --	60204-1 50178	Safety of machinery – Electrical equipment of machines: General requirements Electronic equipment for use in power installations
60079-14 60079-2	60079-14 60079-2	Electrical apparatus for explosive gas atmospheres: Electrical installations in hazardous areas (other than mines) Electrical apparatus for explosive gas atmospheres: Pressurized Enclosures "p"
61810-1 61812-1	61810-1 61812-1	Electromechanical elementary relays: General requirements Time relays for industrial and residential use: Requirements and tests
60999-1	60999-1	Connecting devices - Electrical copper conductors - Safety requirements for screw-type and screwless-type clamping units: General requirements and particular requirements for clamping units for conductors from 0,2 mm ² up to 35 mm ² (included)
60999-2	60999-2	Connecting devices - Electrical copper conductors - Safety requirements for screw-type and screwless-type clamping units: Particular requirements for clamping units for conductors above 35 mm ² up to 300 mm ² (included)
61000-4-1	61000-4-1	Electromagnetic compatibility (EMC): Testing and measuring techniques - Overview of IEC 61000-4 series
61000-6-2 61000-6-3	61000-6-2 61000-6-3	Electromagnetic compatibility (EMC); Generic standards - Immunity for industrial environments Electromagnetic compatibility (EMC): Generic standards - Emission standard for residential, commercial and light-industrial environments
61000-6-4	61000-6-4	Electromagnetic compatibility (EMC): Generic standards - Emission standard for industrial environments
61869-1	61869-1	Instrument transformers: General requirements
61869-2	61869-2	Instrument transformers: Additional requirements for current transformers

UL	CSA C22.2	ASME	JIS	Title
508	--	--	--	Industrial control equipment
60947-1	No. 60947-1	--	--	Low-voltage switchgear and controlgear - Part 1: General rules
60947-4-1A	No. 60947-4-1	--	--	Low-voltage switchgear and controlgear - Part 4-1: Contactor and motor starters - Electromechanical contactors and motor starters
60947-4-2	No. 60947-4-2	--	--	Low-voltage switchgear and controlgear - Part 4-2: Contactors and motor-starters - AC semiconductor motor controllers and starters
60947-5-1	No. 60947-5-1	--	--	Low-voltage switchgear and controlgear - Part 5-1: Control circuit devices and switching elements - Electromechanical control circuit devices
489	No. 5	--	--	Molded case circuit breakers, molded case switches, and circuit breaker enclosures
1012	--	--	--	Power units other than CLASS 2
1059	--	--	--	Terminal blocks
486A-486B	--	--	--	Wire connectors
486E	--	--	--	Equipment wiring terminals for use with aluminum and/or copper conductors
50	--	--	--	Enclosures for electrical equipment. Non-environmental considerations
50E	--	--	--	Enclosures for electrical equipment - Environmental considerations
--	No. 14	--	--	Industrial control equipment
--	No. 107-1	--	--	General use power supplies
--	--	A17.5 / B 44.1	--	Elevator and escalator electrical equipment
--	--	--	C 8201-4-1	Low-voltage switchgear and controlgear; Contactors and motor-starters

Approval requirements valid in different countries

Siemens low-voltage switchgear and controlgear are designed, manufactured and tested according to the relevant German standards (DIN and VDE), IEC publications and European standards (EN) as well as CSA and UL standards. The standards assigned to the single devices are stated in the relevant parts of this catalog.

As far as is economically viable, the requirements of the various standards valid in other countries are also taken into account in the design of the equipment.





In some countries an approval is required for certain low-voltage switchgear and controlgear components, (see table below). Depending on the market requirements, these components have been submitted for approval to the authorized testing institutes.

In some cases, CSA for Canada and UL for the USA only approve special switchgear versions. Such special versions are listed separately from the standard versions in the individual parts of this catalog.

For this equipment, partial limitations of the maximum permissible voltages, currents and ratings can be imposed, or special approval and, in some cases, special identification is required.

For use on board ship, the specifications of the marine classification societies must be observed (see table below). In some cases, they require type tests of the components to be approved.

Testing bodies, approval identification and approval requirements

Country	Canada ¹⁾	USA ¹⁾	China	Russia / Belarus / Kazakhstan
Government-appointed or private, officially recognized testing bodies	CSA UL (USA)	UL	CQC	Official national regulation / TR
Mark of conformity				
Approval requirement	+	+	+	+
Remarks	UL and CSA are authorized to grant approval certificates in accordance with Canadian and North American regulations. Please note: These approvals are not recognized in many cases and must be covered by additional approvals issued by the national testing agency.		CCC	Customs union

For more information about the approval marks, see page 16/12.

¹⁾ For guide numbers and file numbers for approvals, please visit www.siemens.com/automation/support and select "Product Support".

Marine classification societies

Country	Germany	United Kingdom	France	Norway	CIS	Italy	Poland	USA
Name	Germanischer Lloyd	Lloyds Register of Shipping	Bureau Veritas	Det Norske Veritas	Russian Maritime Register of Shipping	Registro Italiano Navale	Polski Rejestr Statków	American Bureau of Shipping
Codes	GL ¹⁾	LRS	BV	DNV ¹⁾	RMRS	RINA	PRS	ABS

¹⁾ DNV and GL have merged and call themselves the DNV/GL Group.

Appendix

Standards and approvals

CE marking

Manufacturers of products which fall within the subject area to which EC directives apply must identify their products, operating instructions or packaging with a CE mark of conformity.

By attaching the CE marking, the manufacturer confirms that the product conforms to the relevant basic requirements of all directives applicable to the product. The mark of conformity is a mandatory requirement for putting products into circulation throughout the EC.

All the products in this catalog are in conformance with the relevant specific EC directives and bear the CE mark of conformity **CE**.

- Low-voltage directive
- EMC directive
- Machinery directive
- Ex protection directive

ALPHA/LOVAG

Siemens AG sits in the ALPHA committee of "ALPHA im VDE".

The responsibility of manufacturers and the high quality of products are promoted by "ALPHA im VDE" by means of supportive procedural guidelines for testing equipment according to the currently valid standards.

Providing specific conditions are fulfilled, "ALPHA im VDE" can also issue officially recognized product certificates if required. As a member of LOVAG, "ALPHA im VDE" is also working towards obtaining international recognition for declarations of conformity and certificates.

LOVAG (Low-Voltage Agreement Group) is a body comprising international specialists from certification bodies and industry who are working together to create a standardized European certificate.

List of LOVAG members

SGS BELGIUM NV	Belgium
Division SGS CEBEC	
ALPHA in VDE	Germany
ASEFA	France
ACAE	Italy
IMQ S.p.A	
Intertek Semko AB	Sweden
APLUSS + CTC	Spain



Accident prevention

Test certificates and approvals from IFA (institute for occupational safety and health of the German social accident insurance), SUVA (Swiss institute for accident prevention), BG ETEM (German trade association for energy, textiles, electrical goods and media products) and VDE are available for some devices in safety control systems. For details, [see the respective product descriptions](#).

Ex protection certificates for SIRIUS controls

Motor protection devices that protect a motor installed in a potentially explosive atmosphere against overloading must comply with certain special requirements. These requirements are laid down in the following standards:

- EN 60079-0
- EN 60079-1
- EN 60079-7
- EN 60079-14
- EN 60079-17
- EN 60947-1
- EN 60947-4-1
- EN 60947-5-1
- EN 60947-8

Certification

July 1, 2003 saw the dawning of a new era in the field of explosion protection. Since this date, only those devices and protection systems that have been certified for operation in potentially explosive atmospheres according to directive 94/9/EC can be brought into circulation within the European Union.

Only those motor protection devices that have been constructed according to the above-mentioned standards and which have a declaration of conformity from the manufacturer based on a prototype test certificate may be brought into circulation within the member states of the EC.

The quality management system of the manufacturer is also subjected to certain requirements and a "QM certificate" must be obtained for the manufacturer from a recognized authority.

Certification of the QM system

A certificate of approval for quality assurance production has been issued by DEKRA EXAM GmbH¹⁾ with the number BVS 11 ATEX ZQS/E111 of DEKRA EXAM GmbH¹⁾ according to Directive 94/9/EC.

This certificate is valid for equipment groups I and II and categories M2 and 2: Safety and control devices for electrical equipment.

Certificates

For the 3RV, 3RU, 3RB, 3UF, 3RN and 3RW motor protection devices, the corresponding declarations of conformity and prototype test certificates for Category 2D, 2G, and in some cases M2, are available and can be supplied on request.

Declarations of conformity and prototype test certificates are available at www.siemens.com/sirius/support for viewing and downloading.

You can find more information about industrial controls for applications in explosion-protected areas at www.siemens.com/sirius/atex.



Selection box



Description of certificate with view and download option

Identifying markings

All equipment must be marked in according to the ATEX guideline. The ATEX identification code contains the equipment group, the approved environment, the number of the certification authority and other technical data that was determined from the type test.

¹⁾ DEKRA EXAM GmbH
The certification authority of the "DEKRA EXAM GmbH" numbered as authority number 0158 according to Article 9 of Directive 94/9/EC of the European Parliament and Council dated March 23, 1994, certifies that Siemens Amberg and Cham maintains a quality system for production that satisfies Appendix IV of this Directive.

Certificate of the AS-International Association for AS-Interface products

AS-Interface products are tested and certified by the AS-International Association. The products have been tested in an accredited test laboratory according to testing guidelines.

Appendix

Standards and approvals

Special standards for the USA and Canada

In the USA and Canada, for machine tools and processing machines in particular, supply lines are laid using rubber insulated cable enclosed in heavy-duty steel piping similar to that used for gas or water pipe systems.







The tubing system must be completely watertight and electrically conductive (especially sleeving and elbows). Since the tubing system can also be grounded, the cable entries of enclosed units equipped with heavy-gauge or metric threads must be fitted with metal adapters between these threads and the tube thread. The necessary adapters are specified for the switchgear as accessories; they should be ordered separately unless otherwise specified.




Low-voltage switchgear and controlgear for auxiliary circuits (e.g. contactor relays, commanding and signaling devices and auxiliary switches/auxiliary contacts in general) are generally only approved by CSA and UL for "**Heavy Duty**" or "**Standard Duty**" and are identified either with these specifications in addition to the maximum permissible voltage or by using an abbreviation.

The abbreviations are harmonized with IEC 60947-5-1 Appendix 1 Table A.1 and correspond to the stated utilization categories.

For various switching devices detailed in the catalog, a note has been included to the effect that, above a certain voltage, the auxiliary switches/auxiliary contacts can only be used if they have the same polarity. This means that the input terminals can only be connected to the same pole of the actuating voltage, e.g. "600 V AC above 300 V AC same polarity".

Different features of UL approvals (for USA and Canada)

Recognized Component	Listed Product
Devices are identified on the rating plate using the "UL recognition mark": USA:   Canada:  	Devices are identified using the "UL listing mark" on the rating plate e.g. USA:  LISTED XXX Canada:  LISTED XXX IND. CONT. EQ. IND. CONT. EQ. (XXX stands for: UL Code Classification Number)
Devices are approved as modules for "factory wiring", i.e.: as devices for installation in control systems, which are selected, installed, wired and tested entirely by trained personnel in factories, workshops or elsewhere, according to the operating conditions .	Devices are approved for "field wiring", i.e.: <ul style="list-style-type: none"> As devices for installation in control systems, which are completely wired by trained personnel in factories, workshops or elsewhere. As single devices for sale in retail outlets in the USA/Canada.

If devices are  or  approved as "listed products", they are also approved as  or  "recognized components".

For more information about UL and CSA, [see page 16/9](#).

Special standards for Russia, Australia and China

EAC approval for Russia/Belarus/Kazakhstan



EAC mark (new)



GOST mark (old)

Since 15.02.2013 Russia, Kazakhstan and Belarus have been united in the EAC customs union. An EAC approval as replacement for the GOST mark is required for all products that are to be sold in Russia.

All devices delivered to the customs union must have these customs certifications.

The provisional transition period in which the GOST mark will remain valid ends on 15.03.2015.

C-Tick licensing for Australia



RCM mark (new)



C-Tick mark (old)

The RCM mark is required for marketing Siemens components in Australia. Electronic devices must provide proof of EMC clearance in Australia, similar to the CE mark of conformity laid down by the EMC directive applicable in the EC and bear the "C-Tick" mark. These requirements have been in force since October 1st, 1999.

The RCM mark was introduced on 01.03.2013. The transition period in which the old C-Tick mark will remain valid is three years.

Quality management

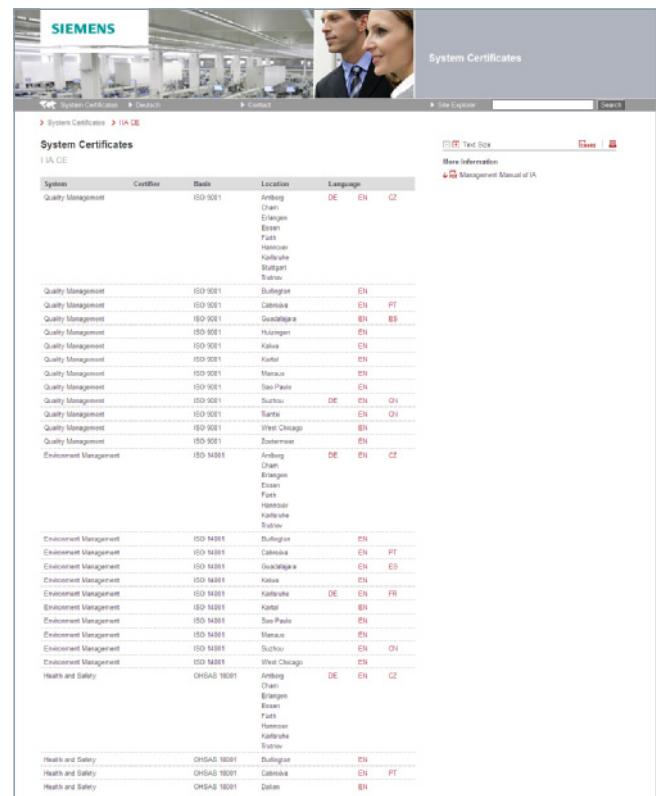
The quality management system of our "Control Products" Business Unit of the "Digital Factory" Division complies with the international standard EN ISO 9001.

The products and systems described in this catalog are developed, manufactured and sold under application of a certified quality management system according to ISO 9001. The certificates are recognized in all IQ Net countries.

Certificates

For information about available certifications of the quality management system for Industrial Controls products, please visit website address:

www.siemens.com/system-certificates/cp



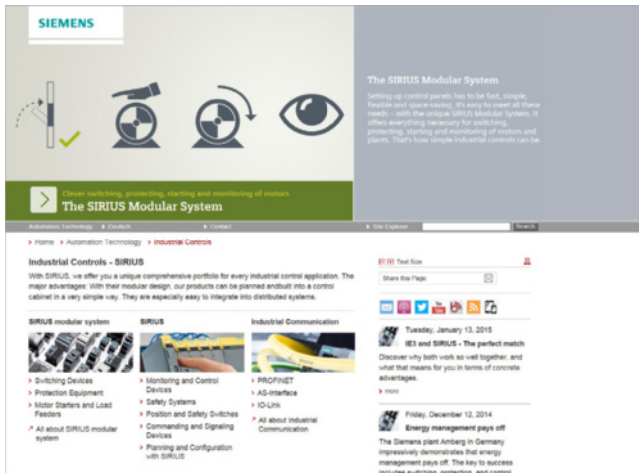
The screenshot shows the 'System Certificates' page on the Siemens website. It features a navigation bar with 'System Certificates', 'Contact', and 'Site Explorer'. Below the navigation, there is a search bar and a 'More Information' link. The main content is a table listing various certifications across different systems, locations, and languages.

System	Certify	Blank	Location	Language
Quality Management	ISO 9001	Amberg Oran Erlangen Essen Furtth Helmholtz Karlruhe Stuttgart Tulou	DE EN CZ	
Quality Management	ISO 9001	Sublingon	EN	
Quality Management	ISO 9001	Cablnka	EN PT	
Quality Management	ISO 9001	Quadrupla	EN ES	
Quality Management	ISO 9001	Huorger	EN	
Quality Management	ISO 9001	Kalva	EN	
Quality Management	ISO 9001	Karbi	EN	
Quality Management	ISO 9001	Marsu	EN	
Quality Management	ISO 9001	Sao Paulo	EN	
Quality Management	ISO 9001	Surtou	DE EN QV	
Quality Management	ISO 9001	Tarta	EN QV	
Quality Management	ISO 9001	Wret Chicago	EN	
Quality Management	ISO 9001	Zestemee	EN	
Environment Management	ISO 14001	Amberg Oran Erlangen Essen Furtth Helmholtz Karlruhe Tulou	DE EN CZ	
Environment Management	ISO 14001	Sublingon	EN	
Environment Management	ISO 14001	Cablnka	EN PT	
Environment Management	ISO 14001	Quadrupla	EN ES	
Environment Management	ISO 14001	Kalva	EN	
Environment Management	ISO 14001	Karlruhe	DE EN FR	
Environment Management	ISO 14001	Karbi	EN	
Environment Management	ISO 14001	Sao Paulo	EN	
Environment Management	ISO 14001	Marsu	EN	
Environment Management	ISO 14001	Surtou	EN QV	
Environment Management	ISO 14001	Wret Chicago	EN	
Health and Safety	OHSAS 18001	Amberg Oran Erlangen Essen Furtth Helmholtz Karlruhe Tulou	DE EN CZ	
Health and Safety	OHSAS 18001	Sublingon	EN	
Health and Safety	OHSAS 18001	Cablnka	EN PT	
Health and Safety	OHSAS 18001	Dalan	EN	

Appendix Online Services

Information and ordering in the Internet and on DVD

Industrial controls



We regard product support as just as important as the products and systems themselves.

Visit our site on the Internet for a comprehensive range of material on SIRIUS Industrial Controls, such as

- Overview of the entire product portfolio
- Always up to date with newsletters, podcasts, blogs and twitter
- Access to interesting videos on the YouTube channel
- Access to contact persons in more than 190 countries
- Operating instructions and manuals for direct download

and much, much more – all conveniently and easily accessible at:

www.siemens.com/sirius

Product Selection Using the Interactive Catalog CA 01 of Industry



Detailed information together with convenient interactive functions:

The interactive catalog CA 01 covers more than 80 000 products and thus provides a full summary of the Siemens Industry Automation and Drive Technologies product base.

Here you will find everything that you need to solve tasks in the fields of automation, switchgear, installation and drives.

All information is linked into a user interface which is easy to work with and intuitive.

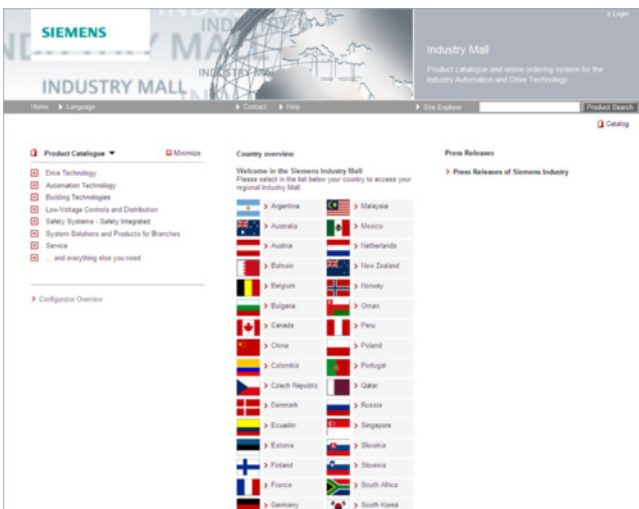
After selecting the product of your choice you can order at the press of a button, by fax or by online link.

Information on the interactive catalog CA 01 can be found in the Internet under

www.siemens.com/automation/ca01

or on DVD.

Easy Shopping with the Industry Mall



The Industry Mall is the electronic ordering platform of Siemens AG on the Internet. Here you have online access to a huge range of products presented in an informative and attractive way.

Data transfer via EDIFACT allows the whole procedure from selection through ordering to tracking and tracing of the order to be carried out. Availability checks, customer-specific discounts and preparation of quotes are also possible.

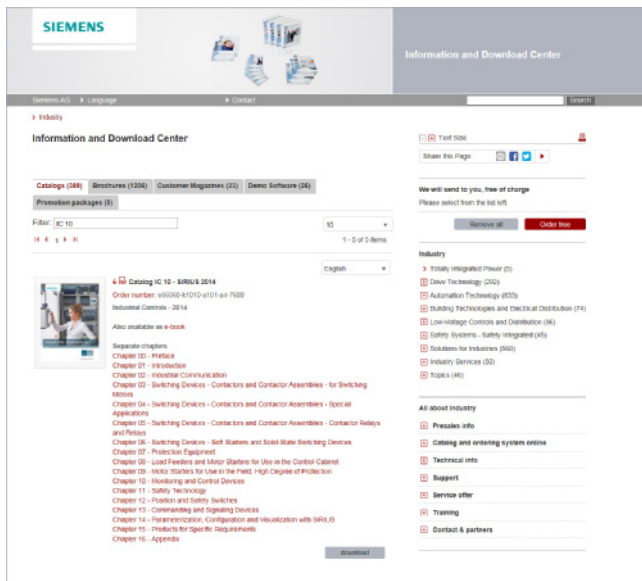
Numerous additional functions are available to support you.

For example, powerful search functions make it easy to select the required products. Configurators enable you to configure complex product and system components quickly and easily. CAx data types are also provided here.

Please visit the Industry Mall on the Internet under:

www.siemens.com/industrymall

Downloading Catalogs



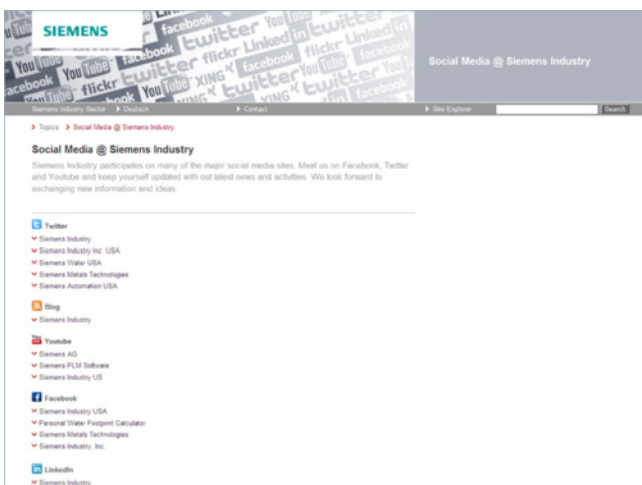
In addition to numerous other useful documents, you can also find the catalogs listed on the back inside cover of this catalog in the Information and Download Center. Without having to register, you can download these catalogs in PDF format or increasingly as digital page-turning e-books.

The filter dialog box above the first catalog displayed makes it possible to carry out targeted searches. If you enter "MD 3" for example, you will find both the MD 30.1 and MD 31.1 catalogs. If you enter "ST 70" both the ST 70 catalog and the associated news or add-ons are displayed.

Visit us on the web at:

www.siemens.com/industry/infocenter

Social Media



Connect with Siemens through social media: visit our social networking sites for a wealth of useful information, demos on products and services, the opportunity to provide feedback, to exchange information and ideas with customers and other Siemens employees, and much, much more. Stay in the know and follow us on the ever-expanding global network of social media.

Connect with Siemens Industry at our central access point:

www.siemens.com/industry/socialmedia

Or via our product pages at:

www.siemens.com/automation

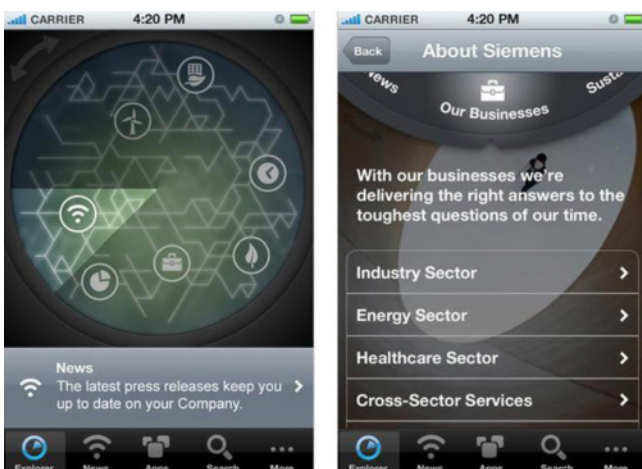
or

www.siemens.com/drives

To find out more about Siemens' current social media activities visit us at:

www.siemens.com/socialmedia

Mobile Media



Discover the world of Siemens.

We are also constantly expanding our offering of cross-platform apps for smartphones and tablets. You will find the current Siemens apps at the app store (iOS) or at Google Play (Android).

The Siemens app, for example, tells you all about the history, latest developments and future plans of the company – with informative pictures, fascinating reports and the most recent press releases.

Appendix

Subject index

- A**
- Accessories
- Actuators 13/116
 - Enclosures 13/118
 - Insert labels 13/95
 - Label holders for labeling plates 13/98
 - Labeling plates 13/99
 - Labeling plates for enclosures 13/106
 - Labels for laser printers 13/110
 - Miscellaneous accessories 13/120
 - Other labels 13/111
 - Protection/access protection 13/112
- Actuating and signaling elements
- Coordinate switches 13/34, 13/70
 - EMERGENCY STOP mushroom pushbuttons .. 13/27, 13/46, 13/64
 - ID key-operated switches 13/33, 13/52
 - Indicator lights 13/53, 13/70, 13/73
 - Key-operated switches 13/31, 13/50, 13/68, 13/73
 - Mushroom pushbuttons .. 13/26, 13/45, 13/63
 - Pushbuttons 13/23, 13/42, 13/60, 13/71
 - Selector switches .13/29, 13/48, 13/66, 13/72
 - Twin pushbuttons 13/25, 13/44, 13/62
- Actuators and indicators
- Laser inscriptions 13/75
 - Special locks 13/74
- C**
- Compact units
- Indicator lights 13/58
 - Pushbuttons with extended stroke 13/22, 13/59
 - Sensor switches 13/22
- Complete units
- Coordinate switches 13/20
 - EMERGENCY STOP mushroom pushbuttons .. 13/18, 13/37, 13/56
 - Indicator lights 13/21, 13/40
 - Key-operated switches ... 13/19, 13/39, 13/57
 - Mushroom pushbuttons .. 13/18, 13/37, 13/56
 - Pushbuttons 13/16, 13/35, 13/54
 - Pushbuttons with extended stroke 13/41
 - Selector switches 13/19, 13/38, 13/57
- Coordinate switches
- 22 mm, metal, shiny 13/70
 - 22 mm, plastic, black 13/20, 13/34
- E**
- EMERGENCY STOP mushroom pushbuttons
- 22 mm, metal, shiny 13/56, 13/64
 - 22 mm, plastic with metal front ring, matte 13/37, 13/46
 - 22 mm, plastic, black 13/18, 13/27
- Enclosures 13/84
- For pushbuttons and indicator lights 13/3, 13/8
 - Modules for enclosures 13/91
 - Pushbuttons and indicator lights in the enclosure for AS-Interface 13/89
 - Two-hand operation consoles 13/94
- H**
- Holders
- with module 13/77
 - without module 13/76
- I**
- ID key-operated switches
- 22 mm, plastic with metal front ring, matte 13/52
 - 22 mm, plastic, black 13/33
- Indicator lights
- 22 mm, metal, shiny 13/58, 13/70
 - 22 mm, plastic with metal front ring, matte 13/40, 13/53
 - 22 mm, plastic, black 13/21
 - 30 mm, metal, matte 13/73
- K**
- Key-operated switches
- 22 mm, metal, shiny 13/57, 13/68
 - 22 mm, plastic with metal front ring, matte 13/39, 13/50
 - 22 mm, plastic, black 13/31
 - 30 mm, metal, matte 13/73
- M**
- Modules for Actuators and Indicators
- AS-Interface modules 13/82
 - Contact modules 13/78
 - Electronic modules for ID key-operated switches 13/83
 - LED modules 13/80
- Mushroom pushbuttons
- 22 mm, metal, shiny 13/56, 13/63
 - 22 mm, plastic with metal front ring, matte 13/37, 13/45
 - 22 mm, plastic, black 13/18, 13/26
- P**
- Pushbuttons 13/16
- 22 mm, metal, shiny 13/54, 13/60
 - 22 mm, plastic with metal front ring, matte 13/35, 13/42
 - 22 mm, plastic, black 13/16, 13/23
 - 30 mm, metal, matte 13/71
- Pushbuttons with extended stroke
- 22 mm, metal, shiny 13/59
 - 22 mm, plastic with metal front ring, matte 13/41
 - 22 mm, plastic, black 13/22
 - Accessories 13/22
- S**
- Selector switches
- 22 mm, metal, shiny 13/57, 13/66
 - 22 mm, plastic with metal front ring, matte 13/38, 13/48
 - 22 mm, plastic, black 13/19, 13/29
 - 30 mm, metal, matte 13/72
- Sensor switches
- 22 mm, plastic, black 13/22
- SITOP power supplies 13/7
- T**
- Twin pushbuttons
- 22 mm, metal, shiny 13/62
 - 22 mm, plastic with metal front ring, matte 13/44
 - 22 mm, plastic, black 13/25

Article number index

Article No.	Page
3SU10	
3SU1000-0	13/23
3SU1000-1	13/26 ... 28, 13/45 ... 47
3SU1000-3	13/25
3SU1000-4	13/31 ... 33
3SU1000-5	13/31 ... 33
3SU1001-0	13/24
3SU1001-1	13/26 ... 27, 13/46
3SU1001-3	13/25
3SU1001-6	13/34, 13/53
3SU1002	13/29 ... 30
3SU1030-0	13/42
3SU1030-1	13/45
3SU1030-3	13/44
3SU1030-4	13/50 ... 52
3SU1030-5	13/50 ... 52
3SU1031	13/43 ... 45
3SU1032	13/48 ... 49
3SU1050-0	13/60
3SU1050-1	13/63 ... 65
3SU1050-3	13/62
3SU1050-4	13/68 ... 70
3SU1050-5	13/68 ... 70
3SU1051-0	13/61
3SU1051-1	13/63 ... 65
3SU1051-3	13/62
3SU1051-6	13/70
3SU1052	13/66 ... 67
3SU1060	13/71, 13/73
3SU1061	13/71, 13/73
3SU1062	13/72

Article No.	Page
3SU11	
3SU1100-0	13/16 ... 17
3SU1100-1	13/18, 13/37
3SU1100-2	13/19
3SU1100-4	13/20
3SU1102-0	13/16 ... 17
3SU1102-6	13/21, 13/40
3SU1103-0	13/16 ... 17
3SU1103-2	13/19
3SU1103-6	13/21, 13/40
3SU1106-0	13/17
3SU1106-6	13/21, 13/40
3SU1130-0	13/35 ... 36
3SU1130-1	13/37
3SU1130-2	13/38
3SU1130-4	13/39
3SU1132	13/35 ... 36
3SU1133	13/35
3SU1136	13/36
3SU1150-0	13/54 ... 55
3SU1150-1	13/56
3SU1150-2	13/57
3SU1150-4	13/57
3SU1152-0	13/54 ... 55
3SU1152-6	13/58
3SU1153-0	13/54 ... 55
3SU1153-6	13/58
3SU1156-0	13/54 ... 55
3SU1156-6	13/58
3SU12	
3SU120	13/22, 13/41
3SU123	13/41
3SU125	13/59

Appendix

Article number index

Article No.	Page
3SU14	
3SU1400-1A	13/78 ... 79
3SU1400-1E	13/82
3SU1400-1G	13/83
3SU1400-2A	13/91
3SU1400-2E	13/93
3SU1400-2H	13/93
3SU1401-1B	13/80 ... 81
3SU1401-1E	13/82
3SU1401-2	13/91 ... 92
3SU1401-3	13/81
3SU15	
3SU1500-0	13/76
3SU1500-1	13/77
3SU1501	13/77
3SU1550-0	13/76
3SU1550-1	13/77
3SU18	
3SU1801-0AA	13/85
3SU1801-0AB	13/87
3SU1801-0AC	13/87
3SU1801-0AD	13/87
3SU1801-0AE	13/87
3SU1801-0N	13/86, 13/90
3SU1801-1	13/85
3SU1802-0AA	13/85
3SU1802-0AB	13/87, 13/90
3SU1802-0AC	13/87, 13/90
3SU1802-0N	13/86
3SU1803-0AA	13/85
3SU1803-0AB	13/87, 13/90
3SU1803-0AC	13/87
3SU1803-0AD	13/87
3SU1803-3	13/94
3SU1804	13/85
3SU1806	13/85
3SU1851-0AA	13/85
3SU1851-0AB	13/88
3SU1851-0AC	13/88
3SU1851-0AD	13/88
3SU1851-0AE	13/88
3SU1851-0N	13/88
3SU1851-1	13/85
3SU1852-0AA	13/85
3SU1852-0AB	13/88
3SU1852-0AC	13/88
3SU1853-0AA	13/85
3SU1853-0AB	13/88
3SU1853-0AD	13/88
3SU1853-3	13/94
3SU1854	13/85
3SU1856	13/85

Article No.	Page
3SU19	
3SU1900-0AB	13/95 ... 96
3SU1900-0AC	13/99 ... 101
3SU1900-0AD	13/102 ... 103
3SU1900-0AE	13/104
3SU1900-0AF	13/106 ... 108
3SU1900-0AG	13/98
3SU1900-0AH	13/98
3SU1900-0AJ	13/98
3SU1900-0AK	13/98
3SU1900-0AL	13/98
3SU1900-0AM	13/98
3SU1900-0AN	13/98
3SU1900-0AP	13/98
3SU1900-0AQ	13/98
3SU1900-0AR	13/98
3SU1900-0AS	13/98
3SU1900-0AT	13/98
3SU1900-0AX	13/98
3SU1900-0AY	13/111
3SU1900-0B	13/110 ... 111
3SU1900-0D	13/112 ... 114
3SU1900-0E	13/112 ... 114
3SU1900-0F	13/116 ... 117
3SU1900-0H	13/118 ... 119
3SU1900-0K	13/22, 13/41, 13/59, 13/120
3SU1901	13/116
3SU193	13/116, 13/119
3SU195	13/94, 13/114 ... 120

1. General Provisions

By using this catalog you can acquire hardware and software products described therein from Siemens AG subject to the following Terms and Conditions of Sale and Delivery (hereinafter referred to as "T&C"). Please note that the scope, the quality and the conditions for supplies and services, including software products, by any Siemens entity having a registered office outside Germany, shall be subject exclusively to the General Terms and Conditions of the respective Siemens entity. The following T&C apply exclusively for orders placed with Siemens Aktiengesellschaft, Germany.

1.1 For customers with a seat or registered office in Germany

For customers with a seat or registered office in Germany, the following applies subordinate to the T&C:

- the "General Terms of Payment"¹⁾ and,
- for software products, the "General License Conditions for Software Products for Automation and Drives for Customers with a Seat or Registered Office in Germany"¹⁾ and,
- for other supplies and services, the "General Conditions for the Supply of Products and Services of the Electrical and Electronics Industry"¹⁾.

1.2 For customers with a seat or registered office outside Germany

For customers with a seat or registered office outside Germany, the following applies subordinate to the T&C:

- the "General Terms of Payment"¹⁾ and,
- for software products, the "General License Conditions for Software Products for Automation and Drives for Customers with a Seat or Registered Office outside of Germany"¹⁾ and
- for other supplies and/or services, the "General Conditions for Supplies of Siemens Industry for Customers with a Seat or Registered Office outside of Germany"¹⁾.

2. Prices

The prices are in € (Euro) ex point of delivery, exclusive of packaging.

The sales tax (value added tax) is not included in the prices. It shall be charged separately at the respective rate according to the applicable statutory legal regulations.

Prices are subject to change without prior notice. We will charge the prices valid at the time of delivery.

To compensate for variations in the price of raw materials (e.g. silver, copper, aluminum, lead, gold, dysprosium and neodym), surcharges are calculated on a daily basis using the so-called metal factor for products containing these raw materials. A surcharge for the respective raw material is calculated as a supplement to the price of a product if the basic official price of the raw material in question is exceeded.

The metal factor of a product indicates the basic official price (for those raw materials concerned) as of which the surcharges on the price of the product are applied, and with what method of calculation.

An exact explanation of the metal factor can be downloaded at: www.siemens.com/automation/salesmaterial-as/catalog/en/terms_of_trade_en.pdf

To calculate the surcharge (except in the cases of dysprosium and neodym), the official price from the day prior to that on which the order was received or the release order was effected is used.

To calculate the surcharge applicable to dysprosium and neodym ("rare earths"), the corresponding three-month basic average price in the quarter prior to that in which the order was received or the release order was effected is used with a one-month buffer (details on the calculation can be found in the explanation of the metal factor).

3. Additional Terms and Conditions

The dimensions are in mm. In Germany, according to the German law on units in measuring technology, data in inches apply only to devices for export.

Illustrations are not binding.

Insofar as there are no remarks on the individual pages of this catalog - especially with regard to data, dimensions and weights given - these are subject to change without prior notice.

4. Export regulations

We shall not be obligated to fulfill any agreement if such fulfillment is prevented by any impediments arising out of national or international foreign trade or customs requirements or any embargoes and/or other sanctions.

Export of goods listed in this catalog may be subject to licensing requirements. We will indicate in the delivery details whether licenses are required under German, European and US export lists. Goods labeled with "AL" not equal to "N" are subject to European or German export authorization when being exported out of the EU. Goods labeled with "ECCN" not equal to "N" are subject to US re-export authorization.

The export indications can be viewed in advance in the description of the respective goods on the Industry Mall, our online catalog system. Only the export labels "AL" and "ECCN" indicated on order confirmations, delivery notes and invoices are authoritative.

Even without a label, or with label "AL:N" or "ECCN:N", authorization may be required i .a. due to the final disposition and intended use of goods.

If you transfer goods (hardware and/or software and/or technology as well as corresponding documentation, regardless of the mode of provision) delivered by us or works and services (including all kinds of technical support) performed by us to a third party worldwide, you must comply with all applicable national and international (re-)export control regulations.

If required for the purpose of conducting export control checks, you (upon request by us) shall promptly provide us with all information pertaining to the particular end customer, final disposition and intended use of goods delivered by us respectively works and services provided by us, as well as to any export control restrictions existing in this relation.

The products listed in this catalog may be subject to European/German and/or US export regulations. Any export requiring approval is therefore subject to authorization by the relevant authorities.

Errors excepted and subject to change without prior notice.

¹⁾ The text of the Terms and Conditions of Siemens AG can be downloaded at www.siemens.com/automation/salesmaterial-as/catalog/en/terms_of_trade_en.pdf

Appendix

Notes

Appendix

Notes

Appendix

Notes

Appendix

Notes

Further information can be obtained from our branch offices listed at www.siemens.com/automation/partner

System Solutions for Industry Interactive Catalog on DVD	<i>Catalog</i>		
Products for Automation and Drives, Low-Voltage Power Distribution and Electrical Installation Technology	CA 01		
Building Control			
GAMMA Building Control	ET G1		
Drive Systems			
SINAMICS G130 Drive Converter Chassis Units	D 11		
SINAMICS G150 Drive Converter Cabinet Units			
SINAMICS GM150, SINAMICS SM150 Medium-Voltage Converters	D 12		
SINAMICS PERFECT HARMONY GH180 Medium-Voltage Air-Cooled Drives Germany Edition	D 15.1		
SINAMICS G180 Converters – Compact Units, Cabinet Systems, Cabinet Units Air-Cooled and Liquid-Cooled	D 18.1		
SINAMICS S120 Chassis Format Units and Cabinet Modules	D 21.3		
SINAMICS S150 Converter Cabinet Units			
SINAMICS DCM DC Converter, Control Module	D 23.1		
SINAMICS DCM Cabinet	D 23.2		
SINAMICS Inverters for Single-Axis Drives and SIMOTICS Motors	D 31		
SINAMICS G120P and SINAMICS G120P Cabinet pump, fan, compressor converters	D 35		
Three-Phase Induction Motors SIMOTICS HV, SIMOTICS TN	D 84.1		
• Series H-compact			
• Series H-compact PLUS			
Asynchronous Motors Standardline	D 86.1		
Synchronous Motors with Permanent-Magnet Technology, HT-direct	D 86.2		
DC Motors	DA 12		
SIMOREG DC MASTER 6RA70 Digital Chassis Converters	DA 21.1		
SIMOREG K 6RA22 Analog Chassis Converters	DA 21.2		
<i>Digital: SIMOREG DC MASTER 6RM70 Digital Converter Cabinet Units</i>	DA 22		
SIMOVERT PM Modular Converter Systems	DA 45		
SIEMOSYN Motors	DA 48		
MICROMASTER 420/430/440 Inverters	DA 51.2		
MICROMASTER 411/COMBIMASTER 411	DA 51.3		
SIMODRIVE 611 universal and POSMO	DA 65.4		
<i>Note: Additional catalogs on SIMODRIVE or SINAMICS drive systems and SIMOTICS motors with SINUMERIK and SIMOTION can be found under Motion Control</i>			
<u>Low-Voltage Three-Phase-Motors</u>			
SIMOTICS Low-Voltage Motors	D 81.1		
SIMOTICS FD Flexible Duty Motors	D 81.8		
LOHER Low-Voltage Motors	D 83.1		
MOTOX Geared Motors	D 87.1		
SIMOGEAR Geared Motors	MD 50.1		
SIMOGEAR Gearboxes with adapter	MD 50.11		
<u>Mechanical Driving Machines</u>			
FLENDER Standard Couplings	MD 10.1		
FLENDER High Performance Couplings	MD 10.2		
FLENDER SIG Standard industrial gear units	MD 30.1		
FLENDER SIP Standard industrial planetary gear units	MD 31.1		
Process Instrumentation and Analytics			
Field Instruments for Process Automation	FI 01		
<i>Digital: SIPART Controllers and Software</i>	MP 31		
Products for Weighing Technology	WT 10		
<i>Digital: Process Analytical Instruments</i>	PA 01		
<i>Digital: Process Analytics, Components for the System Integration</i>	PA 11		
<i>Digital: These catalogs are only available as a PDF.</i>			
Low-Voltage Power Distribution and Electrical Installation Technology	<i>Catalog</i>		
SENTRON · SIVACON · ALPHA Protection, Switching, Measuring and Monitoring Devices, Switchboards and Distribution Systems	LV 10		
Standards-Compliant Components for Photovoltaic Plants	LV 11		
Electrical Components for the Railway Industry	LV 12		
TÜV-certified Power Monitoring System	LV 14		
3WT Air Circuit Breakers up to 4000 A	LV 35		
3VT Molded Case Circuit Breakers up to 1600 A	LV 36		
<i>Digital: SIVACON System Cubicles, System Lighting and System Air-Conditioning</i>	LV 50		
<i>Digital: ALPHA Distribution Systems</i>	LV 51		
ALPHA FIX Terminal Blocks	LV 52		
SIVACON S4 Power Distribution Boards	LV 56		
<i>Digital: SIVACON 8PS Busbar Trunking Systems</i>	LV 70		
<i>Digital: DELTA Switches and Socket Outlets</i>	ET D1		
Motion Control			
SINUMERIK & SIMODRIVE Automation Systems for Machine Tools	NC 60		
SINUMERIK & SINAMICS Equipment for Machine Tools	NC 61		
SINUMERIK 840D sl Type 1B Equipment for Machine Tools	NC 62		
SINUMERIK 808 Equipment for Machine Tools	NC 81.1		
SINUMERIK 828 Equipment for Machine Tools	NC 82		
SIMOTION, SINAMICS S120 & SIMOTICS Equipment for Production Machines	PM 21		
Drive and Control Components for Cranes	CR 1		
Power Supply			
Power supply SITOP	KT 10.1		
Safety Integrated			
Safety Technology for Factory Automation	SI 10		
SIMATIC HMI/PC-based Automation			
Human Machine Interface Systems/ PC-based Automation	ST 80/ ST PC		
SIMATIC Ident			
Industrial Identification Systems	ID 10		
SIMATIC Industrial Automation Systems			
Products for Totally Integrated Automation	ST 70		
SIMATIC PCS 7 Process Control System System components	ST PCS 7		
SIMATIC PCS 7 Process Control System Technology components	ST PCS 7 T		
Add-ons for the SIMATIC PCS 7 Process Control System	ST PCS 7 AO		
SIMATIC NET			
Industrial Communication	IK PI		
SIRIUS Industrial Controls			
SIRIUS Industrial Controls	IC 10		
Information and Download Center			
Digital versions of the catalogs are available on the Internet at: www.siemens.com/industry/infocenter			
There you'll find additional catalogs in other languages.			
Please note the section "Downloading catalogs" on page "Online services" in the appendix of this catalog.			

Security information

Siemens provides products and solutions with industrial security functions that support the secure operation of plants, solutions, machines, equipment and/or networks. They are important components in a holistic industrial security concept. With this in mind, Siemens' products and solutions undergo continuous development. Siemens recommends strongly that you regularly check for product updates.

For the secure operation of Siemens products and solutions, it is necessary to take suitable preventive action (e.g. cell protection concept) and integrate each component into a holistic, state-of-the-art industrial security concept. Third-party products that may be in use should also be considered. For more information about industrial security, visit

<http://www.siemens.com/industrialsecurity>.

To stay informed about product updates as they occur, sign up for a product-specific newsletter. For more information, visit

<http://support.automation.siemens.com>.

Get more information

Control Products:
www.siemens.com/sirius



X-ON Electronics

Largest Supplier of Electrical and Electronic Components

Click to view similar products for [Industrial Panel Mount Indicators / Switch Indicators](#) category:

Click to view products by [Siemens](#) manufacturer:

Other Similar products are found below :

[LW1A-P1-GD](#) [LW1A-P1-W](#) [01-931.3](#) [01-152.025](#) [A0142N5](#) [APD106LN-G](#) [ATN2100](#) [HW1A-L1-GD](#) [HW1A-P2-GL](#) [HW1X-BM411-R](#)
[HW2A-L1-GL](#) [HWAZ1N-OB](#) [PAMR25](#) [LSPD-120A](#) [LSPD-1Y](#) [LSPD-6A](#) [LSPD-6DA](#) [LSPD-6DW](#) [LSPD-6DY](#) [LSPD-6R](#) [LSPD-6W](#)
[AL6H-LK3-A](#) [AL6M-LK1-MG](#) [AP8M155-G](#) [APN106L-O](#) [21-931.9](#) [CPSLED24](#) [AVLN3LD-R](#) [AYLW4L-G](#) [5000211OPAQUELENS](#)
[5.49227.0071301](#) [HW2A-L1-GD](#) [HW2A-P1-GL](#) [LAY-1](#) [LB6P-1T04A](#) [LB6P-1T04G](#) [LSPD-1A](#) [LSPD-1W](#) [LSPD-6DG](#) [LSPD-6DR](#) [LSPD-](#)
[6Y](#) [51-951.5](#) [10-2312.1062](#) [10-2312.1065](#) [10-2312.1069](#) [10-2313.1069](#) [10-4613.3102B](#) [10-4613.3104B](#) [10-5309.3202](#) [10-6412.3162](#)