

### More information

Industry Mall, see [www.siemens.com/product?8WD4](http://www.siemens.com/product?8WD4)  
Manual, see <https://support.industry.siemens.com/cs/ww/en/view/109758131>

Two product series are available:

- 8WD42
  - Thermoplast enclosure, diameter 50 mm
  - Degree of protection IP54
  - Up to four elements can be mounted between the connection element and the cover
- 8WD44
  - Thermoplast enclosure, diameter 70 mm
  - Advanced design and significantly improved illumination
  - Fast and flexible connection using spring-loaded terminals
  - Integrated degree of protection IP65
  - Up to five elements can be mounted between the connection element and the cover



Signaling columns, mounting examples

The illustrated examples are from the left:

- 8WD42: Cover (without No.), four light elements ②, connection element ④, pipe ⑧, foot ⑨
- 8WD44: Acoustic element with cover ①, two light elements ②, connection element ⑤, foot with pipe ⑩
- 8WD44: Cover (without No.), four light elements ②, AS-Interface adapter element ③, connection element ④, bracket for wall mounting ⑥
- 8WD44: Cover (without No.), three light elements ②, AS-Interface adapter element ③, connection element ⑤, foot with pipe ⑩

### Note:

The cover is supplied with the connection element.

### Benefits

- Choice of various light and acoustic elements with different functions:  
Continuous light, blinklight, flashlight and rotating light; buzzer and siren
- Light elements with particularly long-lasting LEDs
- Variety of colors: red, yellow, green, white or blue
- Optimized illumination through improved prism technology with the 8WD44
- Acoustic elements can be adjusted in tone and volume
- Extremely resistant to shock and vibrations
- Easy connection and quick lamp change with secure bayonet mechanism
- Communication capability through connection to AS-Interface
- Communication capability through connection to IO-Link for 8WD44 only

### Application

8WD4 signaling columns are used in machines or in automatic processes for monitoring complex procedures or as visual or acoustic warning devices in emergency situations, e.g. for displaying individual assembly stages.

### Communication capability

#### Connection to AS-Interface

The 8WD4 signaling columns can be directly connected to the AS-Interface bus system through an adapter element that can be integrated in the column. Wiring outlay is reduced as the result. The two-wire bus cable is fixed to the terminals in the connection element. Up to four signaling elements can be mounted on it using an adapter element.

A/B technology enables the connection of up to 62 slaves on one AS-Interface system.

#### IODD (IO Device Description)

The IO Device Description (IODD) has been defined to provide a full, transparent description of system characteristics as far as the IO-Link device. The IODD contains information on communication characteristics, device parameters, identification, process and diagnostics data.

The IODD is available under IO-Link Device Definition, see <https://support.industry.siemens.com/cs/ww/en/view/109761427>.

### Connection

The signaling elements are wired up using terminals in the connection element, screw terminals on the 8WD42 and screw or spring-loaded terminals on the 8WD44.

#### Cable outlet

The connecting cables can be guided either downwards or sideways through the cable gland using an adapter that can be screwed under the foot. This makes wiring easier if there is no access from below.

#### Connection to AS-Interface

##### 8WD42

The two-wire bus cable is fixed to the screw terminals in the connection element. The adapter element must be the first module to be mounted on the connection element. A maximum of four signaling elements can then be mounted on it.

The 8WD4228-0BB adapter element is a standard slave.

##### 8WD44

The two-wire bus cable is fixed to the screw or spring-loaded terminals in the connection element. The adapter element must be the first module to be mounted on the connection element. The signaling elements can then be mounted on it.

The 8WD4428-0BE adapter element is a standard slave.

A maximum of four signaling elements can be mounted on it.

The 8WD4428-0BD adapter element with A/B technology enables the connection of up to 62 slaves on one AS-Interface system. The addressing socket provides user-friendly parameterization of the AS-Interface elements. A maximum of three signaling elements can be mounted on it.

#### Connection to IO-Link

##### 8WD4428-0BF

The 8WD44 signaling columns are directly connected to the IO-Link system using an IO-Link adapter element that can be integrated in the column and can accommodate up to five light elements.

## Commanding and Signaling Devices

### SIRIUS 8WD4 Signaling Columns

#### General data

#### Technical specifications

Type		8WD42	8WD44
<b>General data</b>			
<b>Approvals</b>		UL, CSA	UL, CSA
<b>Light and acoustic elements</b>			
<b>Rated voltage, power consumption</b>			
Light elements with incandescent lamp		(AC values for 50/60 Hz)	(AC values for 50/60 Hz)
• Continuous lights		12 V, 24 V, 115 V, 230 V AC/DC	12 V, 24 V, 115 V, 230 V AC/DC
• Blinklights		24 V AC/DC/125 mA; 115 V AC/20 mA; 230 V AC/15 mA	24 V AC/DC/125 mA; 115 V AC/20 mA; 230 V AC/15 mA
• Flashlights		--	24 V DC/125 mA; 115 V AC/20 mA; 230 V AC/35 mA
• Max. inrush current, blinklights/flashlights		--	500 mA
Light elements with integrated LED			
• Continuous lights		24 V AC/DC/30 mA 115 V AC/25 mA; 230 V AC/35 mA	24 V AC/DC/40 mA; 115 V AC/25 mA; 230 V AC/35 mA
• Blinklights		24 V AC/DC/35 mA; 115 V AC/25 mA; 230 V AC/35 mA	24 V AC/DC/30 mA
• Rotating lights		--	24 V AC/DC/70 mA
Acoustic elements			
• Buzzer element (tone: pulsating or continuous tone)		85 dB: 24 V AC/DC/30 mA; 115 V AC/DC/35 mA; 230 V AC/35 mA	85 dB: 24 V AC/DC/25 mA; 115 V AC/25 mA; 230 V AC/25 mA
• Siren element (8 tones + amplification can be set, 102 dB)		--	24 V AC/DC/80 mA; 115 V AC/30 mA; 230 V AC/16 mA
• Siren element (95 ... 105 dB)		--	24 V DC/100 mA
<b>Power consumption</b>			
• Incandescent lamps, BA 15d bases	W	Max. 5	7
• Flashlights, flash energy	Ws	--	2
<b>Service life</b>			
• Flashlights		--	4 × 10 <sup>6</sup> flashes
<b>AS-Interface adapter elements</b>			
<b>IO code/ID code</b>		8/F	8/E
<b>Power supply</b>			
• Operational voltage	V	Through bus cable 18.5 ... 31.6	Through bus cable 18.5 ... 31.6
• Power consumption $I_{max}$	mA	50	100
<b>Protective measures</b>			
• Watchdog		✓	✓
• Short-circuit/overload protection		External back-up fuse M 1.6 A	✓
• Reverse polarity protection		✓	✓
• Induction protection		N/A	✓
<b>Outputs</b>		4 relay outputs	3 electronic outputs
• Load voltage		External auxiliary voltage	Through bus cable or external auxiliary voltage, selectable
	V	0 ... 30 DC	
	V	0 ... 230 AC	
• Current carrying capacity $\Sigma I_{max}$			
- With external auxiliary voltage	A	1.5	0.3
- Without external auxiliary voltage	A	--	0.2
<b>Operating temperature</b>	°C	-20 ... +50	-20 ... +50
<b>Enclosures</b>			
<b>Enclosure material</b>		Thermoplast (polyamide), impact-resistant, black	Thermoplast (polyamide), impact-resistant, black
<b>Light elements</b>		Thermoplast (polycarbonate)	Thermoplast (polycarbonate)
<b>Mounting</b>			
• Horizontal (base mounting, foot with 25 mm diameter pipe)		✓	✓
• Horizontal (single-hole mounting)		✓	--
• Vertical with bracket		✓	✓
<b>Degree of protection</b>			
• Light elements		IP54	IP65 (seal premounted with every module)
• Acoustic elements, AS-i adapter elements		IP54	IP65
<b>Operating temperature</b>	°C	-20 ... +50	-20 ... +50
<b>Connection</b>			
• Conductor cross-sections	mm <sup>2</sup>	M3 screw terminal Max. 2.5	Spring-loaded terminals/M3 screw terminals Max. 2.5
• Tightening torque	Nm	Max. 0.4	--/ Max. 0.4

## Commanding and Signaling Devices

### SIRIUS 8WD4 Signaling Columns



8WD42 signaling columns, 50 mm diameter

#### Overview

Features:

- Thermoplast enclosure, diameter 50 mm
- Degree of protection IP54
- Up to four elements can be mounted between the connection element and the cover

#### Selection and ordering data

Version	Rated voltage	Color	SD	Article No.	Price per PU	PU (UNIT, SET, M)	PS*	PG				
	V		d									
<b>Acoustic elements<sup>1)</sup></b>												
	<b>Buzzer elements</b> , 85 dB, tone frequency approx. 2 300 Hz, pulsating or continuous tone, adjustable by means of a wire jumper	24 AC/DC	Black	2	<b>8WD4220-0FA</b>		1	1 unit	41J			
		115 AC/DC	Black	2	<b>8WD4240-0FA</b>		1	1 unit	41J			
		230 AC	Black	2	<b>8WD4250-0FA</b>		1	1 unit	41J			
8WD4220-0FA												
<b>Light elements for incandescent lamps/LEDs, BA 15d bases<sup>2)</sup></b>												
	<b>Continuous light elements</b>	24 ... 230 AC/DC	Red	2	<b>8WD4200-1AB</b>		1	1 unit	41J			
			Green	2	<b>8WD4200-1AC</b>		1	1 unit	41J			
			Yellow	2	<b>8WD4200-1AD</b>		1	1 unit	41J			
			Clear	2	<b>8WD4200-1AE</b>		1	1 unit	41J			
			Blue	2	<b>8WD4200-1AF</b>		1	1 unit	41J			
8WD4200-1AD												
<b>Light elements with integrated LED</b>												
	<b>Continuous light elements</b>	24 AC/DC	Red	2	<b>8WD4220-5AB</b>		1	1 unit	41J			
			Green	2	<b>8WD4220-5AC</b>		1	1 unit	41J			
			Yellow	2	<b>8WD4220-5AD</b>		1	1 unit	41J			
			Clear	2	<b>8WD4220-5AE</b>		1	1 unit	41J			
			Blue	2	<b>8WD4220-5AF</b>		1	1 unit	41J			
		115 AC	Red	2	<b>8WD4240-5AB</b>		1	1 unit	41J			
			Green	2	<b>8WD4240-5AC</b>		1	1 unit	41J			
			Yellow	2	<b>8WD4240-5AD</b>		1	1 unit	41J			
			Clear	2	<b>8WD4240-5AE</b>		1	1 unit	41J			
			Blue	2	<b>8WD4240-5AF</b>		1	1 unit	41J			
230 AC	Red	2	<b>8WD4250-5AB</b>		1	1 unit	41J					
	Green	2	<b>8WD4250-5AC</b>		1	1 unit	41J					
	Yellow	2	<b>8WD4250-5AD</b>		1	1 unit	41J					
	Clear	2	<b>8WD4250-5AE</b>		1	1 unit	41J					
	Blue	2	<b>8WD4250-5AF</b>		1	1 unit	41J					
8WD4220-5AB												
	<b>Blinklight elements</b>	24 AC/DC	Red	2	<b>8WD4220-5BB</b>		1	1 unit	41J			
			Green	2	<b>8WD4220-5BC</b>		1	1 unit	41J			
			Yellow	2	<b>8WD4220-5BD</b>		1	1 unit	41J			
			Clear	2	<b>8WD4220-5BE</b>		1	1 unit	41J			
			Blue	2	<b>8WD4220-5BF</b>		1	1 unit	41J			
		115 AC	Red	2	<b>8WD4240-5BB</b>		1	1 unit	41J			
			Green	2	<b>8WD4240-5BC</b>		1	1 unit	41J			
			Yellow	2	<b>8WD4240-5BD</b>		1	1 unit	41J			
			Clear	2	<b>8WD4240-5BE</b>		1	1 unit	41J			
			Blue	2	<b>8WD4240-5BF</b>		1	1 unit	41J			
		230 AC	Red	2	<b>8WD4250-5BB</b>		1	1 unit	41J			
			Green	2	<b>8WD4250-5BC</b>		1	1 unit	41J			
			Yellow	2	<b>8WD4250-5BD</b>		1	1 unit	41J			
			Clear	2	<b>8WD4250-5BE</b>		1	1 unit	41J			
			Blue	2	<b>8WD4250-5BF</b>		1	1 unit	41J			
8WD4220-5BD												
	<b>Blinklight elements</b>	24 AC/DC	Red	2	<b>8WD4220-5BB</b>		1	1 unit	41J			
			Green	2	<b>8WD4220-5BC</b>		1	1 unit	41J			
			Yellow	2	<b>8WD4220-5BD</b>		1	1 unit	41J			
			Clear	2	<b>8WD4220-5BE</b>		1	1 unit	41J			
			Blue	2	<b>8WD4220-5BF</b>		1	1 unit	41J			
		115 AC	Red	2	<b>8WD4240-5BB</b>		1	1 unit	41J			
			Green	2	<b>8WD4240-5BC</b>		1	1 unit	41J			
			Yellow	2	<b>8WD4240-5BD</b>		1	1 unit	41J			
			Clear	2	<b>8WD4240-5BE</b>		1	1 unit	41J			
			Blue	2	<b>8WD4240-5BF</b>		1	1 unit	41J			
		230 AC	Red	2	<b>8WD4250-5BB</b>		1	1 unit	41J			
			Green	2	<b>8WD4250-5BC</b>		1	1 unit	41J			
			Yellow	2	<b>8WD4250-5BD</b>		1	1 unit	41J			
			Clear	2	<b>8WD4250-5BE</b>		1	1 unit	41J			
			Blue	2	<b>8WD4250-5BF</b>		1	1 unit	41J			
8WD4240-5BE												
	<b>Flashlight elements</b>	24 AC/DC	Red	2	<b>8WD4220-0CB</b>		1	1 unit	41J			
			Green	2	<b>8WD4220-0CC</b>		1	1 unit	41J			
			Yellow	2	<b>8WD4220-0CD</b>		1	1 unit	41J			
			Clear	2	<b>8WD4220-0CE</b>		1	1 unit	41J			
			Blue	2	<b>8WD4220-0CF</b>		1	1 unit	41J			
			8WD4250-5BF									
			<b>Adapter elements for AS-Interface</b>									
				<b>AS-Interface adapter elements</b> With external auxiliary voltage	For 4 signaling elements 24 V DC	Black	2	<b>8WD4228-0BB</b>		1	1 unit	41J
			8WD4228-0BB									

<sup>1)</sup> One acoustic element can be mounted per signaling column.  
The cover is included in the scope of supply of the acoustic elements and fixed in place.

<sup>2)</sup> The lamp is not included in the scope of supply. Please order separately.

## Commanding and Signaling Devices

### SIRIUS 8WD4 Signaling Columns

#### 8WD42 signaling columns, 50 mm diameter

Version	Rated voltage	Color	SD	Article No.	Price per PU	PU (UNIT, SET, M)	PS*	PG
	V		d					
<b>Connection elements</b>								
	<b>Connection elements with cover</b> For mounting on pipes, floors and brackets Essential part for assembling the signaling columns		Black	2	<b>8WD4208-0AA</b>		1	1 unit 41J
8WD4208-0AA								
<b>Mounting</b>								
	<b>Feet, single</b>	Plastic, for mounting on pipes		2	<b>8WD4308-0DB</b>		1	1 unit 41J
8WD4308-0DB		Metal, for pipe lengths > 400 mm		2	<b>8WD4308-0DC</b>		1	1 unit 41J
		Plastic, for floor mounting (without pipe)		2	<b>8WD4208-0DE</b>		1	1 unit 41J
	<b>Adjustable-angle feet</b> For positioning in 7.5° increments <sup>1)</sup>	Plastic, for mounting on pipes, incl. rubber seal		2	<b>8WD4408-0DF</b>		1	1 unit 41J
8WD4408-0DF								
	<b>Pipes, single</b>	Length 100 mm		2	<b>8WD4208-0EF</b>		1	1 unit 41J
8WD4208-0EF		Length 150 mm		2	<b>8WD4308-0EE</b>		1	1 unit 41J
		Length 250 mm		2	<b>8WD4308-0EA</b>		1	1 unit 41J
		Length 400 mm		2	<b>8WD4308-0EB</b>		1	1 unit 41J
		Length 1 000 mm		2	<b>8WD4308-0ED</b>		1	1 unit 41J
	<b>Sockets for feet</b>	Side cable outlet		2	<b>8WD4308-0DD</b>		1	1 unit 41J
8WD4308-0DD		Side cable outlet, with magnetic fixing <sup>2)</sup>		2	<b>8WD4308-0DE</b>		1	1 unit 41J
8WD4308-0DE								
	<b>Brackets for mounting with foot</b>	--		2	<b>8WD4408-0CC</b>		1	1 unit 41J
8WD4408-0CC								
	<b>Brackets for wall mounting (plastic)</b>	Mounting without feet or pipe		2	<b>8WD4208-0CD</b>		1	1 unit 41J
8WD4208-0CD								
	<b>Adapters for single-hole mounting</b>	Mounting without feet and pipe, with M18 thread and fixing nut		2	<b>8WD4208-0EH</b>		1	1 unit 41J
8WD4208-0EH								
<b>Lamps</b>								
	<b>Incandescent lamps, 5 W</b>	24 AC/DC	Clear	2	<b>8WD4328-1XX</b>		1	10 units 41J
8WD4328-1XX	BA 15d base	115 AC	Clear	2	<b>8WD4348-1XX</b>		1	10 units 41J
		230 AC	Clear	2	<b>8WD4358-1XX</b>		1	10 units 41J
	<b>LEDs</b>	24 AC/DC	Red	2	<b>8WD4428-6XB</b>		1	1 unit 41J
8WD4428-6XB	BA 15d base		Green	2	<b>8WD4428-6XC</b>		1	1 unit 41J
			Yellow	2	<b>8WD4428-6XD</b>		1	1 unit 41J
			Clear	2	<b>8WD4428-6XE</b>		1	1 unit 41J
			Blue	2	<b>8WD4428-6XF</b>		1	1 unit 41J
		115 AC	Red	2	<b>8WD4448-6XB</b>		1	1 unit 41J
			Green	2	<b>8WD4448-6XC</b>		1	1 unit 41J
			Yellow	2	<b>8WD4448-6XD</b>		1	1 unit 41J
			Clear	2	<b>8WD4448-6XE</b>		1	1 unit 41J
			Blue	2	<b>8WD4448-6XF</b>		1	1 unit 41J
		230 AC	Red	2	<b>8WD4458-6XB</b>		1	1 unit 41J
			Green	2	<b>8WD4458-6XC</b>		1	1 unit 41J
			Yellow	2	<b>8WD4458-6XD</b>		1	1 unit 41J
			Clear	2	<b>8WD4458-6XE</b>		1	1 unit 41J
			Blue	2	<b>8WD4458-6XF</b>		1	1 unit 41J

For labeling panels, see 8WD44 signaling columns, page 13/183.

<sup>1)</sup> Markings for 30°, 45°, 60° and 90°.

<sup>2)</sup> For horizontal mounting, only 1 element is recommended.

\* You can order this quantity or a multiple thereof.  
Illustrations are approximate

## Commanding and Signaling Devices

### SIRIUS 8WD4 Signaling Columns







8WD44 signaling columns, 70 mm diameter

#### Overview

Features:

- Thermoplast enclosure, diameter 70 mm
- Advanced design and significantly improved illumination
- Fast and flexible connection using spring-loaded terminals
- Integrated degree of protection IP65
- Up to five elements can be mounted

#### Selection and ordering data

Version	Rated voltage	Color	SD	Article No.	Price per PU	PU (UNIT, SET, M)	PS*	PG
	V		d					
<b>Acoustic elements<sup>1)</sup></b>								
 8WD4440-0FA0	Buzzer elements, 85 dB, pulsating or continuous tone, adjustable by means of a wire jumper	24 AC/DC	Black	2	8WD4420-0FA	1	1 unit	41J
		115 AC	Black	2	8WD4440-0FA	1	1 unit	41J
		230 AC	Black	2	8WD4450-0FA	1	1 unit	41J
 8WD4420-0EA	Siren elements, multi-tone, 102 dB, 8 tones and volume are adjustable	24 AC/DC	Black	2	8WD4420-0EA2	1	1 unit	41J
		115 AC	Black	2	8WD4440-0EA2	1	1 unit	41J
		230 AC	Black	2	8WD4450-0EA2	1	1 unit	41J
	Siren elements, 95 ... 105 dB, IP65, alternating continuous tone	24 DC	Black	2	8WD4420-0EA	1	1 unit	41J
<b>Light elements for incandescent lamps/LEDs, BA 15d bases<sup>2)</sup></b>								
 8WD4400-1AD	Continuous light elements	12 ... 230 AC/DC	Red	2	8WD4400-1AB	1	1 unit	41J
			Green	2	8WD4400-1AC	1	1 unit	41J
			Yellow	2	8WD4400-1AD	1	1 unit	41J
			Clear	2	8WD4400-1AE	1	1 unit	41J
			Blue	2	8WD4400-1AF	1	1 unit	41J
<b>Light elements with integrated flash lamps<sup>3)</sup></b>								
 8WD4420-0CB	Flashlight elements with integrated electronic flash	24 DC	Red	2	8WD4420-0CB	1	1 unit	41J
			Green	2	8WD4420-0CC	1	1 unit	41J
			Yellow	2	8WD4420-0CD	1	1 unit	41J
			Clear	2	8WD4420-0CE	1	1 unit	41J
			Blue	2	8WD4420-0CF	1	1 unit	41J
 8WD4440-0CC		115 AC	Red	2	8WD4440-0CB	1	1 unit	41J
			Green	20	8WD4440-0CC	1	1 unit	41J
			Yellow	2	8WD4440-0CD	1	1 unit	41J
			Clear	20	8WD4440-0CE	1	1 unit	41J
			Blue	20	8WD4440-0CF	1	1 unit	41J
 8WD4450-0CF		230 AC	Red	2	8WD4450-0CB	1	1 unit	41J
			Green	2	8WD4450-0CC	1	1 unit	41J
			Yellow	2	8WD4450-0CD	1	1 unit	41J
			Clear	2	8WD4450-0CE	1	1 unit	41J
			Blue	2	8WD4450-0CF	1	1 unit	41J




<sup>1)</sup> One acoustic element can be mounted per signaling column. The cover is included in the scope of supply of the acoustic elements and fixed in place.

<sup>2)</sup> The lamp is not included in the scope of supply. Please order separately.

<sup>3)</sup> The lamp is included in the scope of supply.

## Commanding and Signaling Devices SIRIUS 8WD4 Signaling Columns








### 8WD44 signaling columns, 70 mm diameter

Version	Rated voltage	Color	SD	Article No.	Price per PU	PU (UNIT, SET, M)	PS*	PG
	V		d					
<b>Signaling column complete units <i>NEW</i></b>								
	3-stage Top: Continuous light, blue Center: Continuous light, green, with integrated LED Bottom: Flashlight element, clear, integrated electronic flashlight Connection element for mounting on pipes, pipe, 250 mm, foot, plastic	24 DC	Blue, Green, Clear	10	<b>8WD4423-5AK05-0AF0</b>		1	1 unit 41J
8WD4423-5AK05-0AF0								
	3-stage Top: Continuous light, yellow Center: Continuous light, blue Bottom: Continuous light, green, with integrated LED Connection element for mounting on pipes, pipe, 250 mm, foot, plastic	24 AC/DC	Yellow, Blue, Green	10	<b>8WD4423-5AK05-0AE0</b>		1	1 unit 41J
8WD4423-5AK05-0AE0								
	Connection element for mounting on pipes, pipe, 250 mm, foot, plastic	--	--	10	<b>8WD4421-0GA05-0AG0</b>		1	1 unit 41J
8WD4421-0GA05-0AG0								

## Commanding and Signaling Devices

### SIRIUS 8WD4 Signaling Columns

8WD44 signaling columns, 70 mm diameter



Version	Rated voltage Version	Color	SD	Article No.	Price per PU	PU (UNIT, SET, M)	PS*	PG
	V		d					
<b>Light elements with integrated LED</b>								
 8WD4420-5AB	24 AC/DC	Red	2	<b>8WD4420-5AB</b>		1	1 unit	41J
		Green	2	<b>8WD4420-5AC</b>		1	1 unit	41J
		Yellow	2	<b>8WD4420-5AD</b>		1	1 unit	41J
		Clear	2	<b>8WD4420-5AE</b>		1	1 unit	41J
		Blue	2	<b>8WD4420-5AF</b>		1	1 unit	41J
 8WD4440-5AC	115 AC	Red	2	<b>8WD4440-5AB</b>		1	1 unit	41J
		Green	2	<b>8WD4440-5AC</b>		1	1 unit	41J
		Yellow	2	<b>8WD4440-5AD</b>		1	1 unit	41J
		Clear	2	<b>8WD4440-5AE</b>		1	1 unit	41J
		Blue	2	<b>8WD4440-5AF</b>		1	1 unit	41J
 8WD4450-5AD	230 AC	Red	2	<b>8WD4450-5AB</b>		1	1 unit	41J
		Green	2	<b>8WD4450-5AC</b>		1	1 unit	41J
		Yellow	2	<b>8WD4450-5AD</b>		1	1 unit	41J
		Clear	2	<b>8WD4450-5AE</b>		1	1 unit	41J
		Blue	2	<b>8WD4450-5AF</b>		1	1 unit	41J
 8WD4420-5BF	24 AC/DC	Red	2	<b>8WD4420-5BB</b>		1	1 unit	41J
		Green	2	<b>8WD4420-5BC</b>		1	1 unit	41J
		Yellow	2	<b>8WD4420-5BD</b>		1	1 unit	41J
		Clear	2	<b>8WD4420-5BE</b>		1	1 unit	41J
		Blue	2	<b>8WD4420-5BF</b>		1	1 unit	41J
 8WD4440-5BE	115 AC	Red	2	<b>8WD4440-5BB</b>		1	1 unit	41J
		Green	2	<b>8WD4440-5BC</b>		1	1 unit	41J
		Yellow	2	<b>8WD4440-5BD</b>		1	1 unit	41J
		Clear	2	<b>8WD4440-5BE</b>		1	1 unit	41J
		Blue	2	<b>8WD4440-5BF</b>		1	1 unit	41J
 8WD4450-5BB	230 AC	Red	2	<b>8WD4450-5BB</b>		1	1 unit	41J
		Green	2	<b>8WD4450-5BC</b>		1	1 unit	41J
		Yellow	2	<b>8WD4450-5BD</b>		1	1 unit	41J
		Clear	2	<b>8WD4450-5BE</b>		1	1 unit	41J
		Blue	2	<b>8WD4450-5BF</b>		1	1 unit	41J
 8WD4420-5DD	24 AC/DC	Red	2	<b>8WD4420-5DB</b>		1	1 unit	41J
		Green	2	<b>8WD4420-5DC</b>		1	1 unit	41J
		Yellow	2	<b>8WD4420-5DD</b>		1	1 unit	41J
		Clear	2	<b>8WD4420-5DE</b>		1	1 unit	41J
		Blue	2	<b>8WD4420-5DF</b>		1	1 unit	41J
<b>Adapter elements for AS-Interface and IO-Link</b>								
24 V DC								
 8WD4428-0BD	<b>AS-Interface adapter elements</b>							
	With/without external auxiliary voltage, switchable							
	• A/B technology	For 3 signaling elements	Black	2	<b>8WD4428-0BD</b>	1	1 unit	41J
	• Standard AS-i	For 4 signaling elements	Black	2	<b>8WD4428-0BE</b>	1	1 unit	41J
 8WD4428-0BF	<b>IO-Link adapter element</b>							
		For 5 signaling elements	Black	<b>NEW</b> 7	<b>8WD4428-0BF</b>	1	1 unit	41J




## Commanding and Signaling Devices

### SIRIUS 8WD4 Signaling Columns

#### 8WD44 signaling columns, 70 mm diameter

Version	Color	SD	Article No.	Price per PU	PU (UNIT, SET, M)	PS*	PG
<b>Connection elements<sup>1)</sup></b>							
<b>Connection elements with cover</b>		Black					
 8WD4408-0AA	Screw terminals						
	• For mounting on pipes	2	<b>8WD4408-0AA</b>		1	1 unit	41J
	• For mounting on brackets and floors	2	<b>8WD4408-0AB</b>		1	1 unit	41J
 8WD4408-0AF	Spring-loaded terminals						
	• For mounting on pipes	2	<b>8WD4408-0AD</b>		1	1 unit	41J
	• For mounting on brackets and floors	2	<b>8WD4408-0AE</b>		1	1 unit	41J
	• For mounting on pipes with M12 plug, 5-pole	7	<b>8WD4408-0AF</b>		1	1 unit	41J
	Cover (replacement)	2	<b>8WD4408-0XA</b>		1	1 unit	41J

<sup>1)</sup> The connection element with cover is an essential part for assembling the signaling columns.



Version	Color	SD	Article No.	Price per PU	PU (UNIT, SET, M)	PS*	PG
<b>Mounting</b>							
 8WD4308-0DA	<b>Feet with pipe</b>	Pipe length 100 mm	2	<b>8WD4308-0DA</b>	1	1 unit	41J
 8WD4308-0DB	<b>Feet, single</b>	Plastic, for mounting on pipes	2	<b>8WD4308-0DB</b>	1	1 unit	41J
		Metal, for pipe lengths > 400 mm	2	<b>8WD4308-0DC</b>	1	1 unit	41J
 8WD4408-0DF	<b>Adjustable-angle feet</b>	For positioning in 7.5° increments <sup>1)</sup>	2	<b>8WD4408-0DF</b>	1	1 unit	41J
 8WD4208-0EF	<b>Pipes, single</b>	Length 100 mm	2	<b>8WD4208-0EF</b>	1	1 unit	41J
		Length 150 mm	2	<b>8WD4308-0EE</b>	1	1 unit	41J
		Length 250 mm	2	<b>8WD4308-0EA</b>	1	1 unit	41J
		Length 400 mm	2	<b>8WD4308-0EB</b>	1	1 unit	41J
		Length 1 000 mm	2	<b>8WD4308-0ED</b>	1	1 unit	41J
 8WD4308-0DD	<b>Sockets for feet</b>	Side cable outlet (can also be used without feet)	2	<b>8WD4308-0DD</b>	1	1 unit	41J
 8WD4308-0DE		Side cable outlet, with magnetic fixing <sup>2)</sup>	2	<b>8WD4308-0DE</b>	1	1 unit	41J
 8WD4308-0CA	<b>Brackets for wall mounting</b> (mounting without feet and pipe)	For single-sided mounting	2	<b>8WD4308-0CA</b>	1	1 unit	41J
 8WD4308-0CB		For double-sided mounting	2	<b>8WD4308-0CB</b>	1	1 unit	41J



## Commanding and Signaling Devices



### SIRIUS 8WD4 Signaling Columns

#### 8WD44 signaling columns, 70 mm diameter


Version	SD	Article No.	Price per PU	PU (UNIT, SET, M)	PS*	PG
	d					
<b>Mounting</b>						
 8WD4408-0CC		<b>Brackets for mounting with foot</b>		2	8WD4408-0CC	1 1 unit 41J
 8WD4408-0CD		<b>Brackets for base mounting</b>	Mounting without feet or pipe	2	8WD4408-0CD	1 1 unit 41J
		<b>Adapter for mounting on pipes according to NPT</b>	Mounting on pipes, Ø 25 mm, with NPT 1/2" thread	2	8WD4308-0DF	1 1 unit 41J

1) Markings for 30°, 45°, 60° and 90°.

2) For horizontal mounting, only 1 element is recommended.

Version	Rated voltage	Color	SD	Article No.	Price per PU	PU (UNIT, SET, M)	PS*	PG
	V		d					
<b>Lamps</b>								
<b>Incandescent lamps, 5 W</b>								
 8WD4328-1XX	BA 15d base	24 AC/DC	Clear	2	8WD4328-1XX	1 10 units		41J
		115 AC	Clear	2	8WD4348-1XX	1 10 units		41J
		230 AC	Clear	2	8WD4358-1XX	1 10 units		41J
<b>LEDs</b>								
 8WD4428-6XE	BA 15d base	24 AC/DC	Red	2	8WD4428-6XB	1 1 unit		41J
			Green	2	8WD4428-6XC	1 1 unit		41J
			Yellow	2	8WD4428-6XD	1 1 unit		41J
			Clear	2	8WD4428-6XE	1 1 unit		41J
			Blue	2	8WD4428-6XF	1 1 unit		41J
	115 AC	Red	2	8WD4448-6XB	1 1 unit		41J	
		Green	2	8WD4448-6XC	1 1 unit		41J	
		Yellow	2	8WD4448-6XD	1 1 unit		41J	
		Clear	2	8WD4448-6XE	1 1 unit		41J	
		Blue	2	8WD4448-6XF	1 1 unit		41J	
	230 AC	Red	2	8WD4458-6XB	1 1 unit		41J	
		Green	2	8WD4458-6XC	1 1 unit		41J	
		Yellow	2	8WD4458-6XD	1 1 unit		41J	
		Clear	2	8WD4458-6XE	1 1 unit		41J	
		Blue	2	8WD4458-6XF	1 1 unit		41J	

#### Inscriptions for 8WD42 and 8WD44

 8WD4408-0FA		<b>Labeling panels</b>	With fixing accessories for mounting on pipe Ø 25 mm Inscription area/step 50 mm x 140 mm Suitable for standard labels, e.g. • Zweckform 3425 • Herma 4457	2	8WD4408-0FA	1 1 unit		41J
--	--	------------------------	--	---	-------------	----------	--	-----

## Commanding and Signaling Devices

### SIRIUS 8WD5 Integrated Signal Lamps

#### 8WD53 integrated signal lamps, 70 mm diameter

#### Overview



8WD53 integrated signal lamps

#### More information

Industry Mall, see [www.siemens.com/product?8WD5](http://www.siemens.com/product?8WD5)

Manual, see <https://support.industry.siemens.com/cs/ww/en/view/107194954>

#### Design

##### Features:

- Thermoplast enclosures, diameter 70 mm
- Degree of protection IP65
- Rated voltage 24 V, 115 V, 230 V AC/DC
- Ambient temperature -20 to +50 °C, incandescent lamp up to 60 °C

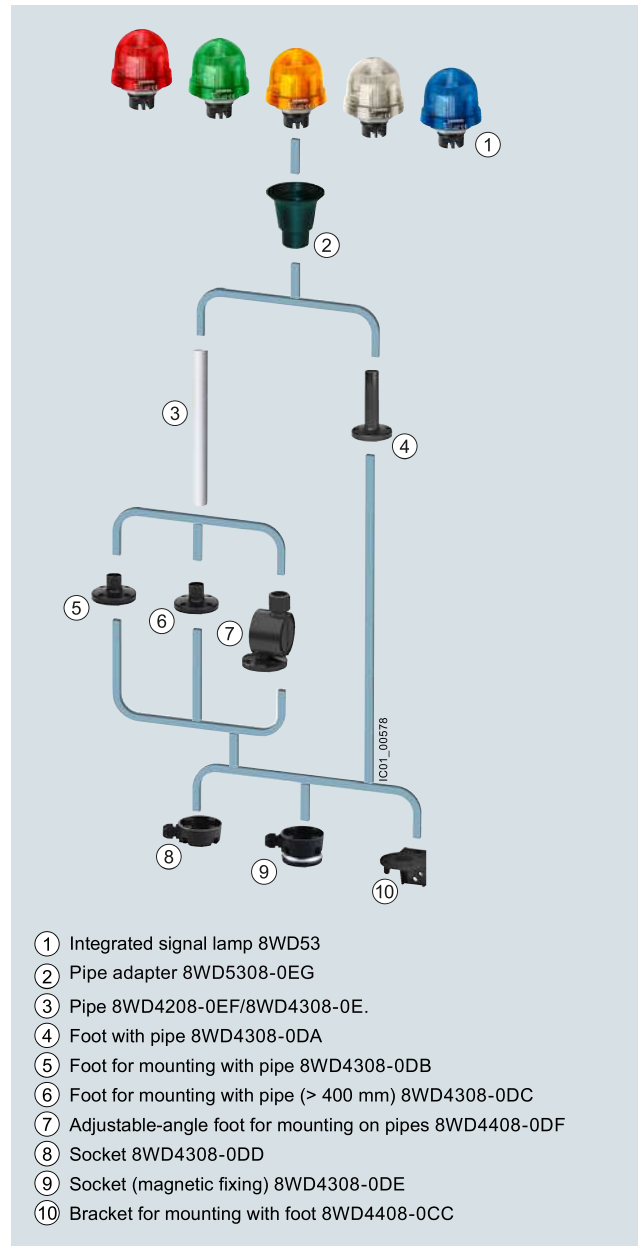
The special shape of the integrated signal lamps means that the light is emitted optimally in every direction (to the sides and upwards). Continuous lights (with incandescent lamp or LED) and single-flash lights are available in five colors. As well as the continuous-light version, a blinklight or rotating light version is also available.

The LED versions of the integrated signal lamps offer a considerably longer endurance than the incandescent lamp versions.

They all have the high degree of protection IP65 and are made of a material highly resistant to impact.

#### Mounting

8WD53 integrated signal lamps can be mounted at any point of the machine for the purpose of giving visual signals. They are mounted by means of a PG-29 screw base with nut.



- ① Integrated signal lamp 8WD53
- ② Pipe adapter 8WD5308-0EG
- ③ Pipe 8WD4208-0EF/8WD4308-0E.
- ④ Foot with pipe 8WD4308-0DA
- ⑤ Foot for mounting with pipe 8WD4308-0DB
- ⑥ Foot for mounting with pipe (> 400 mm) 8WD4308-0DC
- ⑦ Adjustable-angle foot for mounting on pipes 8WD4408-0DF
- ⑧ Socket 8WD4308-0DD
- ⑨ Socket (magnetic fixing) 8WD4308-0DE
- ⑩ Bracket for mounting with foot 8WD4408-0CC

#### Application

SIRIUS 8WD53 integrated signal lamps can be used as visual signaling devices in harsh ambient conditions and in outdoor installations.

Visual signaling devices for indicating operating conditions can be used for the following applications:

- Manufacturing plants
- Injection molding machines
- Conveyors
- Assembly systems for electronic components

## Commanding and Signaling Devices

### SIRIUS 8WD5 Integrated Signal Lamps

8WD53 integrated signal lamps, 70 mm diameter

#### Selection and ordering data

Version	Rated voltage	Color	SD	Article No.	Price per PU	PU (UNIT, SET, M)	PS*	PG
	V		d					
<b>Luminaires for incandescent lamps/LED, BA 15d base</b>								
 8WD5300-1AB	<b>Continuous lights</b> <sup>1)</sup> 12 ... 230 AC/DC	Red	2	<b>8WD5300-1AB</b>		1	1 unit	41J
		Green	2	<b>8WD5300-1AC</b>		1	1 unit	41J
		Yellow	2	<b>8WD5300-1AD</b>		1	1 unit	41J
		Clear	2	<b>8WD5300-1AE</b>		1	1 unit	41J
		Blue	2	<b>8WD5300-1AF</b>		1	1 unit	41J
<b>Luminaires with integrated flash lamp</b>								
 8WD5320-0CC	<b>Single-flash lights</b> With integrated electronic flash 24 AC/DC	Red	2	<b>8WD5320-0CB</b>		1	1 unit	41J
		Green	2	<b>8WD5320-0CC</b>		1	1 unit	41J
		Yellow	2	<b>8WD5320-0CD</b>		1	1 unit	41J
		Clear	2	<b>8WD5320-0CE</b>		1	1 unit	41J
		Blue	2	<b>8WD5320-0CF</b>		1	1 unit	41J
 8WD5350-0CD	115 AC	Red	2	<b>8WD5340-0CB</b>		1	1 unit	41J
		Green	2	<b>8WD5340-0CC</b>		1	1 unit	41J
		Yellow	2	<b>8WD5340-0CD</b>		1	1 unit	41J
		Clear	2	<b>8WD5340-0CE</b>		1	1 unit	41J
		Blue	20	<b>8WD5340-0CF</b>		1	1 unit	41J
 8WD5350-0CD	230 AC	Red	2	<b>8WD5350-0CB</b>		1	1 unit	41J
		Green	20	<b>8WD5350-0CC</b>		1	1 unit	41J
		Yellow	2	<b>8WD5350-0CD</b>		1	1 unit	41J
		Clear	2	<b>8WD5350-0CE</b>		1	1 unit	41J
		Blue	20	<b>8WD5350-0CF</b>		1	1 unit	41J
<b>Luminaires with integrated LED</b>								
 8WD5320-5AE	<b>Continuous lights</b> 24 AC/DC	Red	2	<b>8WD5320-5AB</b>		1	1 unit	41J
		Green	2	<b>8WD5320-5AC</b>		1	1 unit	41J
		Yellow	2	<b>8WD5320-5AD</b>		1	1 unit	41J
		Clear	2	<b>8WD5320-5AE</b>		1	1 unit	41J
		Blue	2	<b>8WD5320-5AF</b>		1	1 unit	41J
 8WD5320-5DF	<b>Blinklight lamps</b> 24 AC/DC	Red	2	<b>8WD5320-5BB</b>		1	1 unit	41J
		Green	2	<b>8WD5320-5BC</b>		1	1 unit	41J
		Yellow	2	<b>8WD5320-5BD</b>		1	1 unit	41J
		Clear	2	<b>8WD5320-5BE</b>		1	1 unit	41J
		Blue	2	<b>8WD5320-5BF</b>		1	1 unit	41J
 8WD5320-5DF	<b>Rotating lights</b> 24 AC/DC	Red	2	<b>8WD5320-5DB</b>		1	1 unit	41J
		Green	2	<b>8WD5320-5DC</b>		1	1 unit	41J
		Yellow	2	<b>8WD5320-5DD</b>		1	1 unit	41J
		Clear	2	<b>8WD5320-5DE</b>		1	1 unit	41J
		Blue	2	<b>8WD5320-5DF</b>		1	1 unit	41J
<b>Accessories for mounting (optional)</b>								
 8WD5308-0EG	<b>Pipe adapters</b> For mounting on pipes <sup>2)</sup>		2	<b>8WD5308-0EG</b>		1	1 unit	41J

<sup>1)</sup> Lamp not included in scope of supply, see Signaling Columns, page 13/183.

<sup>2)</sup> For pipes and feet, see Signaling Columns, page 13/182.

## Commanding and Signaling Devices

Notes

## X-ON Electronics

Largest Supplier of Electrical and Electronic Components

*Click to view similar products for [Beacon Accessories](#) category:*

*Click to view products by [Siemens](#) manufacturer:*

Other Similar products are found below :

[8WD4400-1AC](#) [LR6-M2WJNW](#) [XVBL0B4](#) [97584080](#) [XVGB3ST](#) [XVMB2RAGSSB](#) [8LT7ALBM](#) [XVGB3](#) [XVGB3SH](#) [HBJD-CZ-4-S](#)  
[XVGB4H](#) [XVGB2M](#) [XVGB4](#) [96000005](#) [96000051](#) [XVGB4S](#) [64723075](#) [64587075](#) [64733075](#) [XVGM2SW](#) [8LT7ALBB](#) [XVGB3M](#)  
[XVGB4ST](#) [84330055](#) [XVGM3ST](#) [96063009](#) [63930001](#) [XVGB2W](#) [XVGB1SMFA](#) [XVGM3SH](#) [64091000](#) [XVGM2SM](#) [XVGB4SW](#)  
[XVGB4M](#) [XVGB4SM](#) [97584004](#) [XVGM3W](#) [XVGM3S](#) [XVGM2W](#) [84310055](#) [XVGM1SA](#) [69935075](#) [XVGB4SH](#) [XVGB2](#) [XVGB2SW](#)  
[XVGM1SFA](#) [XVGB3T](#) [XVGB3SM](#) [63445055](#) [96000047](#)