

Features

- Transient protection for high-speed data lines
IEC 61000-4-2 (ESD) $\pm 30\text{kV}$ (Air)
 $\pm 30\text{kV}$ (Contact)
IEC 61000-4-4 (EFT) 40A (5/50 ns)
Cable Discharge Event (CDE)
- Package optimized for high-speed lines
- Ultra-small package (1.0mm \times 0.6mm \times 0.55mm)
- Protects one data, control or power line
- Low capacitance: 12pF (Typical)
- Low leakage current: 0.01 μA @ V_{RWM} (Typical)
- Low clamping voltage
- Each I/O pin can withstand over 1000 ESD strikes for $\pm 8\text{kV}$ contact discharge

Description

CS0801M is a low-capacitance Transient Voltage Suppressor (TVS) designed to provide electrostatic discharge (ESD) protection for data, control or power lines. With typical capacitance of 12pF only, CS0801M is designed to protect parasitic-sensitive systems against over-voltage and over-current transient events. It complies with IEC 61000-4-2 (ESD), Level 4 ($\pm 15\text{kV}$ air, $\pm 8\text{kV}$ contact discharge), IEC 61000-4-4 (electrical fast transient - EFT) (40A, 5/50 ns), very fast charged device model (CDM) ESD and cable discharge event (CDE), etc.

CS0801M uses ultra-small uDFN-2L package. Each CS0801M device can protect one data line. It offers system designers flexibility to protect single data line where space is a premium concern.

Applications

- Portable Electronics
- Desktops, Servers and Notebooks
- Cellular Phones
- MP3 Ports
- Digital Camera Ports
- Subscriber Identity Module (SIM) card

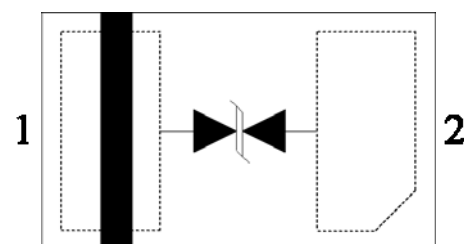
Mechanical Characteristics

- DFN1.0x0.6-2 package
- Flammability Rating: UL 94V-0
- Marking: Part number, date code
- Packaging: Tape and Reel

Circuit Diagram



Pin Configuration



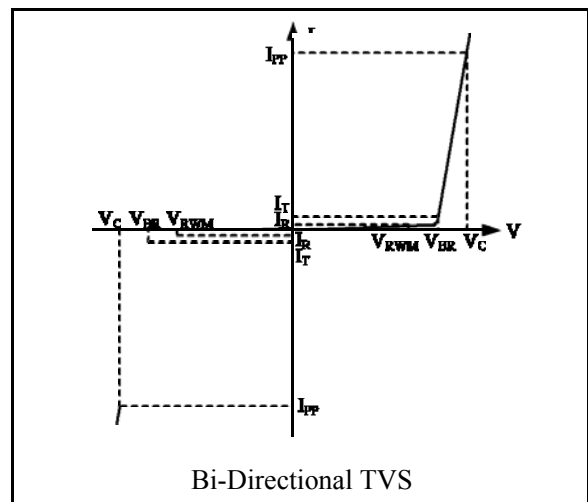
uDFN-2L
(Top View)

Absolute Maximum Rating

Symbol	Parameter	Value	Units
I_{PP}	Peak Pulse Current (8/20 μ s)	4	A
P_{PK}	Peak Pulse Power (8/20 μ s)	50	Watts
V_{ESD}	ESD per IEC 61000-4-2 (Air) ESD per IEC 61000-4-2 (Contact)	± 30 ± 30	kV
T_{OPT}	Operating Temperature	-55/+125	$^{\circ}$ C
T_{STG}	Storage Temperature	-55/+150	$^{\circ}$ C

Electrical Characteristics (T = 25 $^{\circ}$ C)

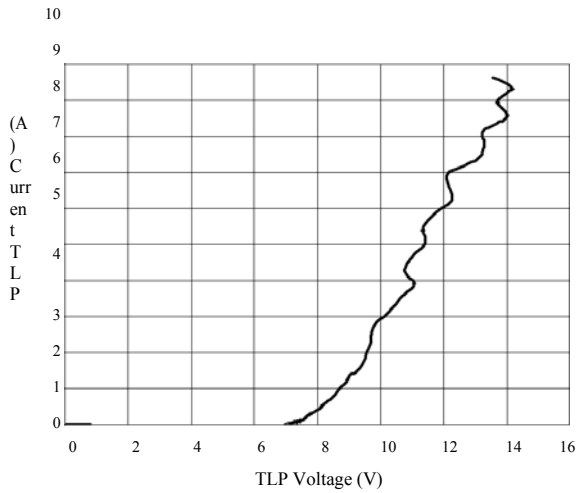
Symbol	Parameter
V_{RWM}	Nominal Reverse Working Voltage
I_R	Reverse Leakage Current @ V_{RWM}
V_{BR}	Reverse Breakdown Voltage @ I_T
I_T	Test Current for Reverse Breakdown
V_C	Clamping Voltage @ I_{PP}
I_{PP}	Maximum Peak Pulse Current
C_{ESD}	Parasitic Capacitance
V_R	Reverse Voltage
f	Small Signal Frequency



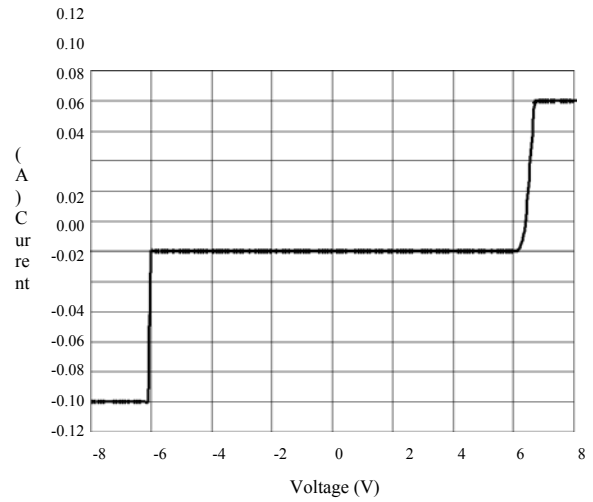
Symbol	Test Condition	Minimum	Typical	Maximum	Units
V_{RWM}				5.0	V
I_R	$V_{RWM} = 5V, T = 25^{\circ}C$ Between I/O_1 and I/O_2		0.01	1.0	μ A
V_{BR}	$I_T = 1mA$ Between I/O_1 and I/O_2	5.5	6.0		V
V_C	$I_{PP} = 1A, t_p = 8/20\mu s$ Between I/O_1 and I/O_2			10.0	V
V_C	$I_{PP} = 4A, t_p = 8/20\mu s$ Between I/O_1 and I/O_2			12.5	V
R_{DYN}	Dynamic Resistance		0.4		Ω
C_{ESD}	$V_R = 0V, f = 1MHz$ Between I/O_1 and I/O_2		12		pF



TLP Measurement of I/O_1 to I/O_2

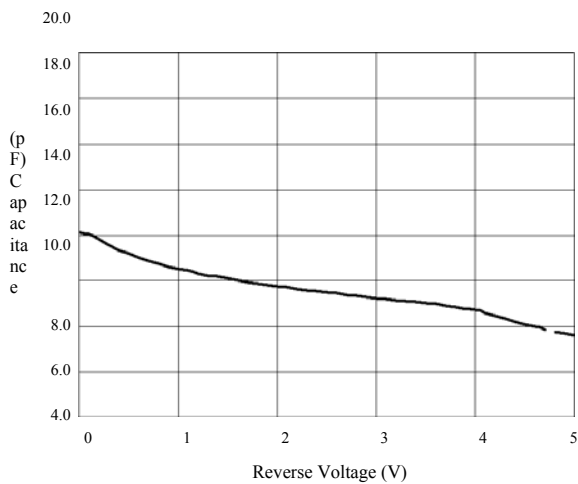


Voltage Sweeping of I/O_1 to I/O_2

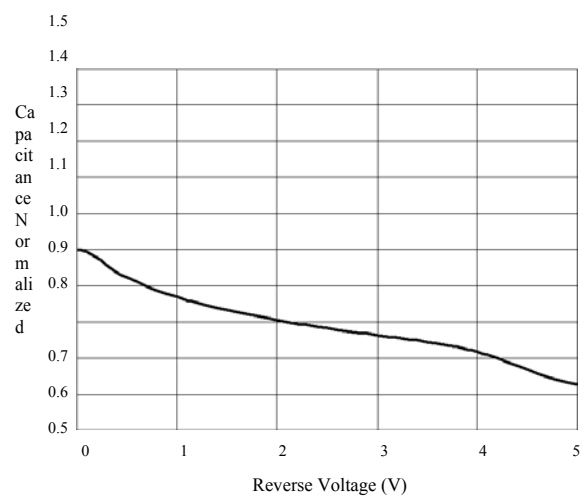


Capacitance vs. Voltage of I/O_1 to I/O_2 (f = 1MHz)

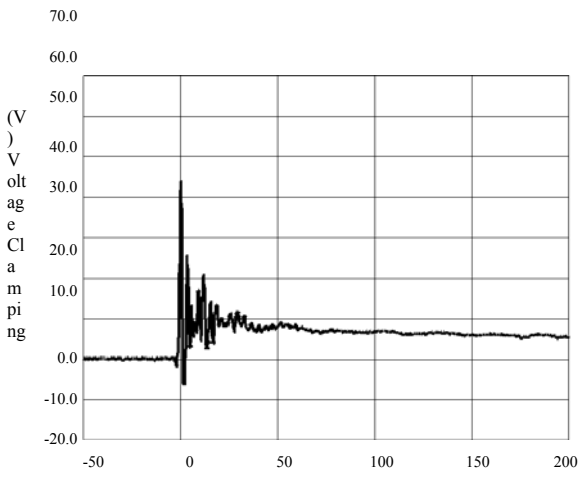
Capacitance vs. Reverse Voltage



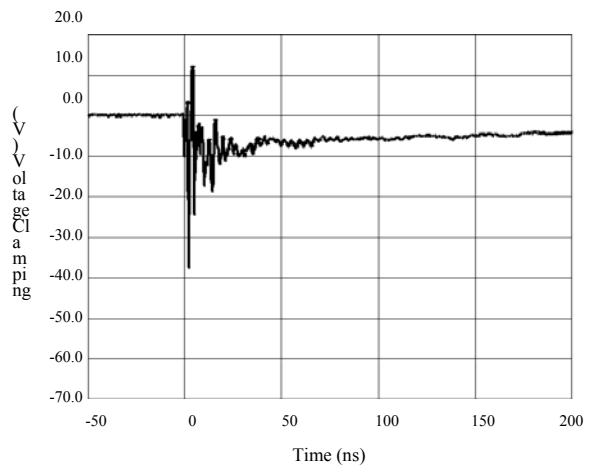
Normalized Capacitance vs. Reverse Voltage



ESD Clamping of I/O_1 to I/O_2 (+8kV Contact per IEC 61000-4-2)

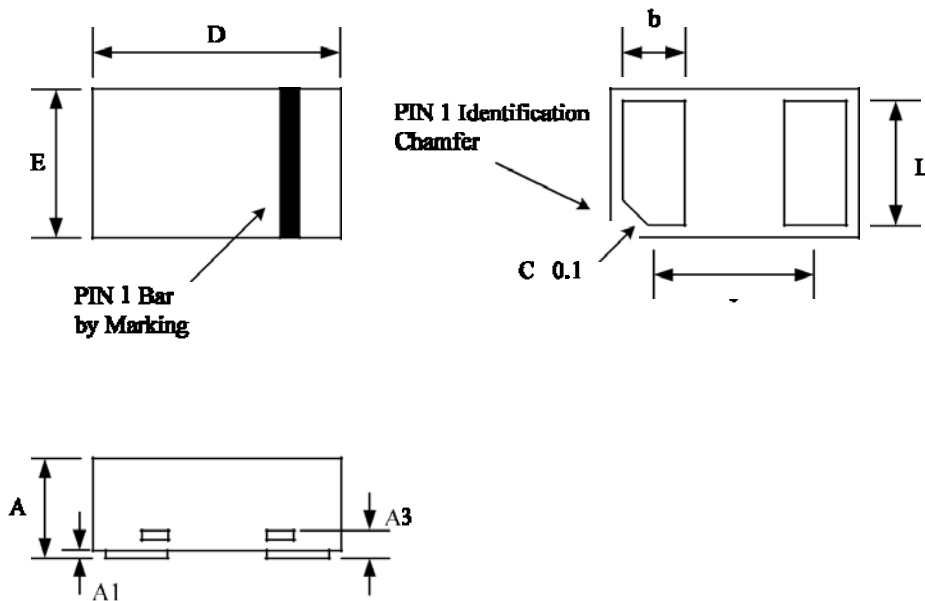


ESD Clamping of I/O_1 to I/O_2 (-8kV Contact per IEC 61000-4-2)



Package Outline

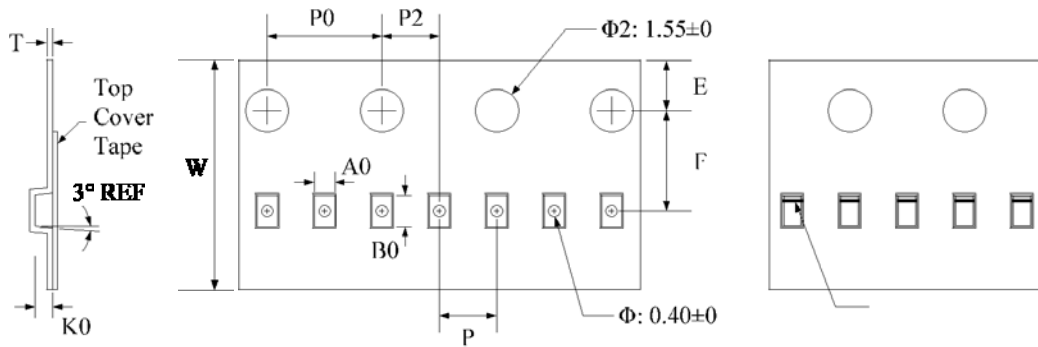
- uDFN-2L package
- 2 leads, very small package
- MSL-1



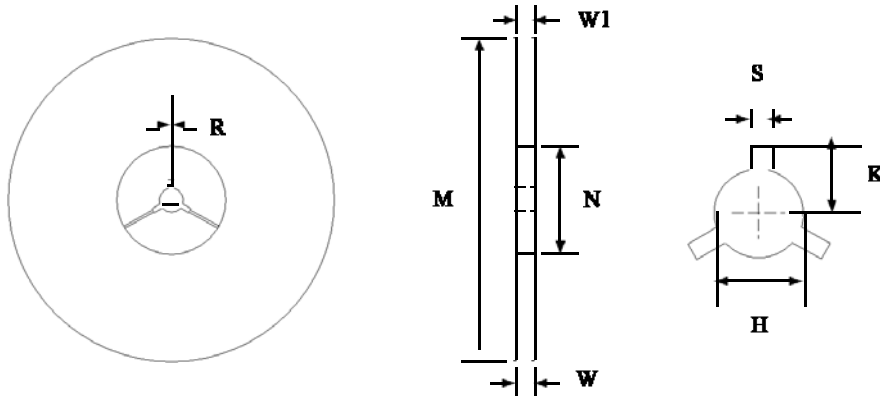
Package Dimensions (Controlling dimensions are in millimeters)

Symbol	Dimensions In Millimeters		Dimensions In Inches	
	Minimum	Maximum	Minimum	Maximum
A	0.400	0.550	0.016	0.022
A1	0.000	0.050	0.000	0.002
A3	0.125 REF		0.005 REF	
D	0.950	1.050	0.037	0.041
E	0.550	0.650	0.022	0.026
b	0.200	0.300	0.008	0.012
e	0.650 BSC		0.026 BSC	
L	0.450	0.550	0.018	0.022

Tape and Reel Specification



Symbol	W	A0	B0	K0	E	F	P	P0	P2	T
Dimensions (mm)	8.00±0.1	0.7±0.05	1.15±0.05	0.55±0.05	1.75±0.1	3.5±0.05	2.0±0.1	4.0±0.1	2.0±0.05	0.2±0.05



Symbol	Reel Size	M	N	W	W1	H	S	K	R
Dimensions (mm)	Φ178	178.0±1.0	60.0±1.0	11.5±0.5	9.0±0.5	13.0±0.5	2.0±0.1	11.0±0.2	1.0±0.05

Marking Codes



Note:

- (1) "F" is part number, fixed
- (2) "M" is date code, which is the assembly month in three years, changing as (1~9, 0, A~Z)

Ordering Information

Part Number	Working Voltage	Quantity Per Reel	Reel Size
CS0801M	5V	10,000	7 Inch

X-ON Electronics

Largest Supplier of Electrical and Electronic Components

Click to view similar products for [ESD Suppressors / TVS Diodes](#) category:

Click to view products by [Silergy](#) manufacturer:

Other Similar products are found below :

[60KS200C](#) [D18V0L1B2LP-7B](#) [D5V0F4U5P5-7](#) [DESD5V0U1BB-7](#) [NTE4902](#) [P4KE27CA](#) [P6KE11CA](#) [P6KE39CA-TP](#) [P6KE8.2A](#)
[SA110CA](#) [SA60CA](#) [SA64CA](#) [SMBJ12CATR](#) [SMBJ33CATR](#) [SMBJ8.0A](#) [ESD101-B1-02ELS E6327](#) [ESD105-B1-02EL E6327](#) [ESD112-B1-02EL E6327](#) [ESD119B1W01005E6327XTSA1](#) [ESD5V0L1B02VH6327XTSA1](#) [ESD7451N2T5G](#) [19180-510](#) [CPDT-5V0USP-HF](#)
[3.0SMCJ33CA-F](#) [3.0SMCJ36A-F](#) [HSPC16701B02TP](#) [D3V3Q1B2DLP3-7](#) [D55V0M1B2WS-7](#) [DESD5V0U1BL-7B](#) [DRTR5V0U4SL-7](#)
[SCM1293A-04SO](#) [ESD200-B1-CSP0201 E6327](#) [SM12-7](#) [SMF8.0A-TP](#) [SMLJ45CA-TP](#) [CEN955 W/DATA](#) [82350120560](#) [VESD12A1A-](#)
[HD1-GS08](#) [CPDUR5V0R-HF](#) [CPDQC5V0U-HF](#) [CPDQC5V0USP-HF](#) [CPDQC5V0-HF](#) [D1213A-01LP4-7B](#) [D1213A-02WL-7](#)
[MMAD1108/TR13](#) [5KP100A](#) [5KP15A](#) [5KP18A](#) [5KP48A](#) [5KP90A](#)