


2合1 SSR 模块—— YSM2 /24D5P22

概述/General Features

- 2合1 SSR模块
2 in 1 SSR module
- 负载电流最大为 5A
Max load current 5A
- 阻断电压 700V/Repetitive peak
OFF-state voltage 700V
- 带工作状态显示/ operating display
- 带导轨快连接安装卡扣/ rail fast mount



应用/Applications

- 工业控制设备
Industrial equipment

极限值/Absolute Maximum (单个SSR)

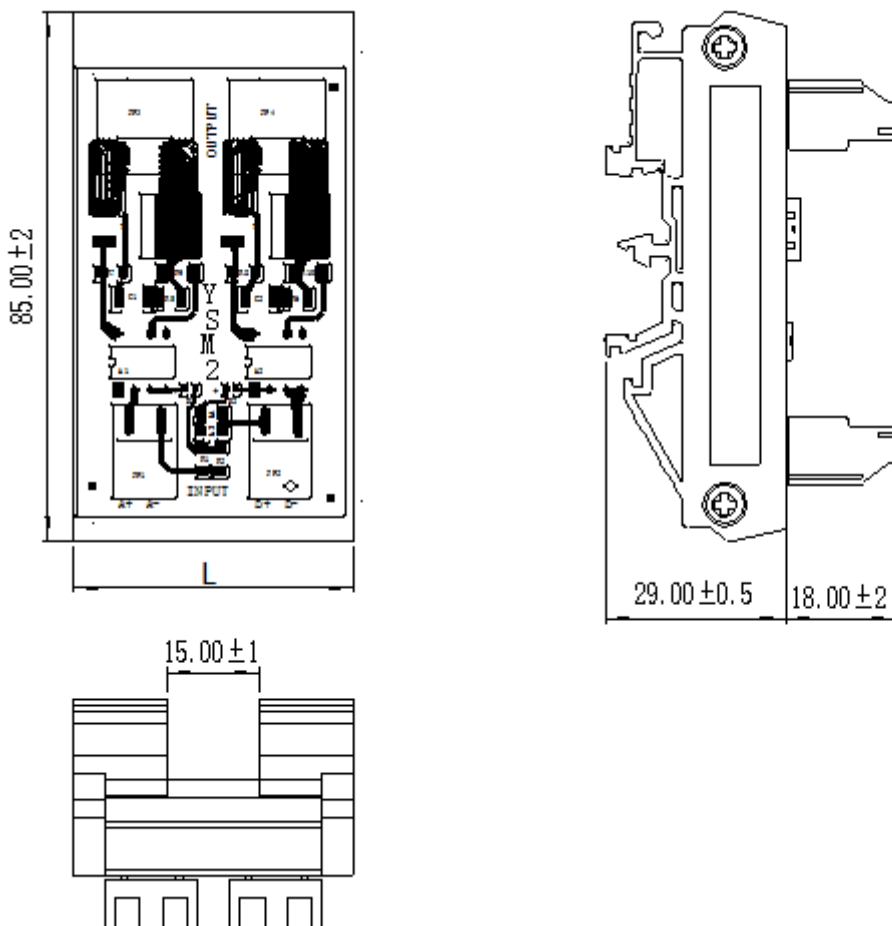
特性参数/Parameter		符号/Symbol	测试条件/Test condition	最小值/Min.	典型值/Typ.	最大值/Max.	单位/Unit
输入端/Input	反向电流/LED reverse current	I_R	$V_R=5V$			1	μA
	正向电流/ LED forward current	I_F				50	mA
输出端/Output	断态漏电流/Output off-state leakage current	I_R	$V_b=700V$			1	μA
	阻断电压/ Repetitive peak OFF-state voltage	V_{DRM}		700			V
	额定电流/ ON-state RMS current	I	$V_{IN}=24V$			5	A
	峰值电流/ Peak current	I	10ms		25		A

电参数/Electrical parameter (单个SSR)

(环境温度/Ambient temperature: 25°C)

特性参数/Parameter		符号/Symbol	测试条件/Test condition	最小值/Min.	典型值/Typ.	最大值/Max.	单位/Unit
(单个 SSR) 输入端/Input	输入电流/Input current	I_F	$V_{IN}=24V$		14	16	mA
(单个 SSR) 输出端/Output	额定电流/ ON-state RMS current	I	$V_{IN}=24V$			5	A
(单个 SSR) 耦合特性/Transfer characteristics	工作电压/Operating voltage	V_{IN}		19	24	28.8	V
	导通电压降/Output on-state voltage drop	V	$V_{IN}=24V, I_L=1200mA$		1.2	1.4	V
	导通时间/Turn on time	t_{on}	$V_{IN}=24V, I_L=600mA$		0.1	1	ms
	介质电压/ I/O Dielectric Strength	V_{ISO}	$I_{off} \leq 0.5mA$	2500			V_{rms}
	工作温度/Operating temperature	T		-30		85	°C
	储存温度/Store temperature			-40		125	

外形尺寸/Outline dimension :



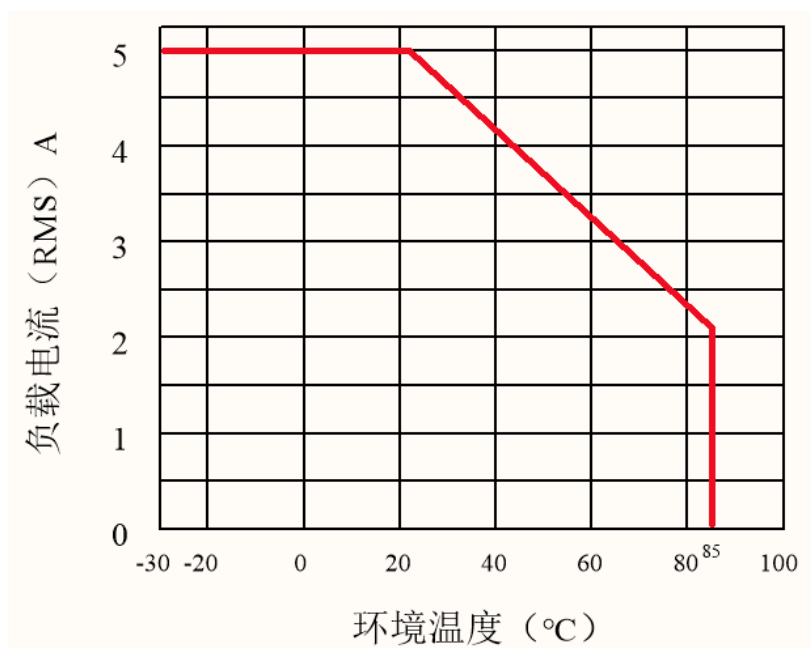
Type	Symbol	Min (mm)	Nor (mm)	Max (mm)
YSM2	L	45	46	47

订货信息/Ordering Information :

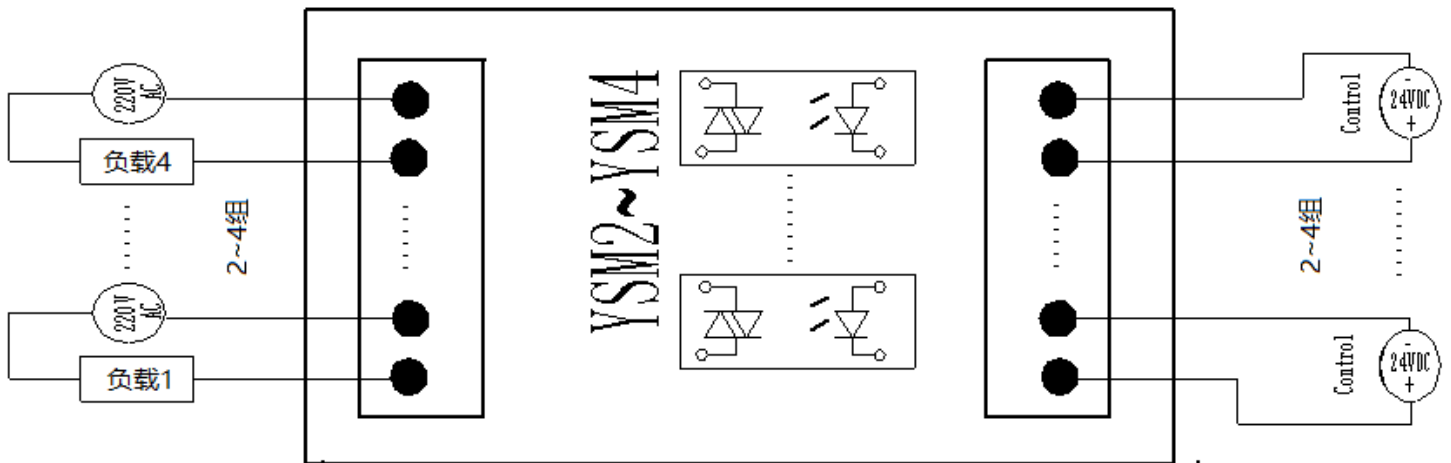
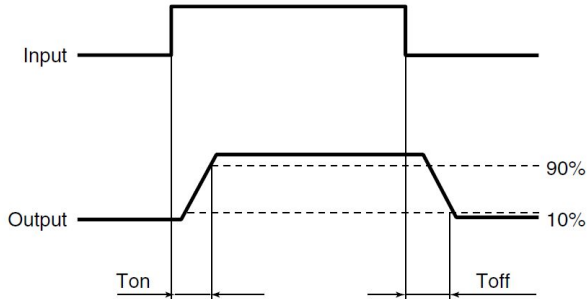
订货信息/Ordering Information								
	Y	SM	2/	D	1.2	P	22	()
公司商标代号 Company symbol								
交流输出型 SSR 模块								
SSR 数量: 2: 2 个; 4: 4 个								
输入端电流型 Current driving: D								
输入电压型 Voltage driving:								
05D—5V;12D—12V;24D—24V;								
负载电流 Load current: 0.6—0.6A;1.2—1.2A;2—2A; 5—5A;								
Z:过零 Zero-cross; P:调相 Non zero-cross								
负载电压 Load voltage: 22:220Vac;38:380Vac								
用户特殊编号 Special code								

特性曲线/Characteristic Data: (单个SSR)

负载电流与环境温度关系曲线 Load current vs. ambient temperature characteristics



* 接通和关断时间关系, Turn on/Turn off time



使用说明 /Notes

- 工作环境温度超过 25℃时请降额使用, 降额曲线参考附件。When ambient temperature is above 25℃, the load current must be reduced. (see Annexes, fig.1)
- 继电器接线时, 务必保证输入端极性的正确, 以免损坏继电器。Ensuring the polarity is correct when connecting the input lines, otherwise the wrong connection will damage the relay.

X-ON Electronics

Largest Supplier of Electrical and Electronic Components

Click to view similar products for [silicon billion](#) manufacturer:

Other Similar products are found below :

[YSM2/24D5P22](#) [YOM4/24D1006](#) [YAS2/D2P22](#) [YAS1/D0.6P22](#) [YDS1006D7](#) [YAS1/D1.2Z22](#) [YPN438S](#) [YOM3050D6](#) [Y2N655S](#)

[YAS1/D1.2P22](#) [YOM1006D6](#) [YAS2/D2Z22](#)