

SINGLE-ENDED OUTPUT SILICON OSCILLATOR

Features

- Quartz-free, MEMS-free, and PLL-free all-silicon oscillator
- Any output frequencies from 0.9 to 200 MHz
- Short lead times
- Excellent temperature stability (± 20 ppm)
- Highly reliable startup and operation
- High immunity to shock and vibration
- Low jitter: <1.5 ps rms
- 0 to 85 °C operation includes 10-year aging in hot environments
- Footprint compatible with industry-standard 3.2 x 5.0 mm XOs
- CMOS and SSTL versions available
- Driver stopped, tri-state, or powerdown operation
- RoHS compliant
- 1.8, 2.5, or 3.3 V options
- Low power
- More than 10x better fit rate than competing crystal solutions



Specifications

Parameters	Condition	Min	Typ	Max	Units
Frequency Range		0.9	—	200	MHz
Frequency Stability	Temperature stability, 0 to +70 °C	—	± 10	—	ppm
	Temperature stability, 0 to +85 °C	—	± 20	—	ppm
	Total stability, 0 to +70 °C operation ¹	—	—	± 150	ppm
	Total stability, 0 to +85 °C operation ²	—	—	± 250	ppm
Operating Temperature	Commercial	0	—	70	°C
	Extended commercial	0	—	85	°C
Storage Temperature		-55	—	+125	°C
Supply Voltage	1.8 V option	1.71	—	1.98	V
	2.5 V option	2.25	—	2.75	V
	3.3 V option	2.97	—	3.63	V

Notes:

1. Inclusive of 25 °C initial frequency accuracy, operating temperature range, supply voltage change, output load change, first-year aging at 25 °C, shock, vibration, and one solder reflow.
2. Inclusive of 25 °C initial frequency accuracy, operating temperature range, supply voltage change, output load change, ten-year aging at 85 °C, shock, vibration, and one solder reflow.
3. See “AN409: Output Termination Options for the Si500S and Si500D Silicon Oscillators” for further details regarding output clock termination recommendations.
4. $V_{TT} = .5 \times V_{DD}$.
5. $V_{TT} = .45 \times V_{DD}$.

Si500S

Parameters	Condition	Min	Typ	Max	Units
Supply Current	1.8 V option, 40 pF, 40 MHz, CMOS	—	13.9	16	mA
	1.8 V option, 10 pF, 200 MHz, CMOS	—	16.7	19	mA
	2.5 V option, 40 pF, 40 MHz, CMOS	—	15.8	18	mA
	2.5 V option, 10 pF, 200 MHz, CMOS	—	19.3	22	mA
	3.3 V option, 40 pF, 40 MHz, CMOS	—	17.7	20	mA
	3.3 V option, 10 pF, 200 MHz, CMOS	—	21.5	24	mA
	SSTL-3.3, 200 MHz	—	18.1	20.2	mA
	SSTL-2.5, 200 MHz	—	18.0	19.7	mA
	SSTL-1.8, 200 MHz	—	16.8	18.7	mA
	Output Stopped, CMOS	—	11.8	13.1	mA
	Tri-State	—	9.7	10.7	mA
Powerdown	—	1.0	1.9	mA	
Output Symmetry	$0.5 \times V_{DD}$	$46 - 13 \text{ ns}/T_{CLK}$	—	$54 + 13 \text{ ns}/T_{CLK}$	%
Rise and Fall Times ³	CMOS, $C_L = 15 \text{ pF}$ measured from 20 to 80% of V_{DD}	—	1.4	2.0	ns
	SSTL	—	—	0.6	ns
CMOS Output Voltage	V_{OH} , sourcing 9 mA	$V_{DD} - 0.5$	—	—	V
	V_{OL} , sinking 9 mA	—	—	0.5	V
SSTL-1.8 Output Voltage ⁴	V_{OH}	$V_{TT} + 0.375$	—	—	V
	V_{OL}	—	—	$V_{TT} - 0.375$	
SSTL-2.5 Output Voltage ⁴	V_{OH}	$V_{TT} + 0.48$	—	—	V
	V_{OL}	—	—	$V_{TT} - 0.48$	
SSTL-3.3 Output Voltage ⁵	V_{OH}	$V_{TT} + 0.48$	—	—	V
	V_{OL}	—	—	$V_{TT} - 0.48$	
Powerup Time	From time V_{DD} crosses min spec supply	—	—	2	ms
OE Deassertion to Clk Stop		—	—	$250 + 3 \times T_{CLK}$	ns
Return from Output Driver Stopped Mode		—	—	$250 + 3 \times T_{CLK}$	ns
Return from Tri-State Time		—	—	$12 + 3 \times T_{CLK}$	μs
Return from Powerdown Time		—	—	2	ms
Period Jitter (1-sigma)	SSTL ³	—	1	2	ps RMS
Integrated Phase Jitter	1 MHz – $0.4 \times F_{OUT}$, SSTL or CMOS and $C_L \leq 7 \text{ pF}$, $F_{OUT} > 2.5 \text{ MHz}$	—	0.7	1.5	ps RMS

Notes:

1. Inclusive of 25 °C initial frequency accuracy, operating temperature range, supply voltage change, output load change, first-year aging at 25 °C, shock, vibration, and one solder reflow.
2. Inclusive of 25 °C initial frequency accuracy, operating temperature range, supply voltage change, output load change, ten-year aging at 85 °C, shock, vibration, and one solder reflow.
3. See “AN409: Output Termination Options for the Si500S and Si500D Silicon Oscillators” for further details regarding output clock termination recommendations.
4. $V_{TT} = .5 \times V_{DD}$.
5. $V_{TT} = .45 \times V_{DD}$.

Package Specifications

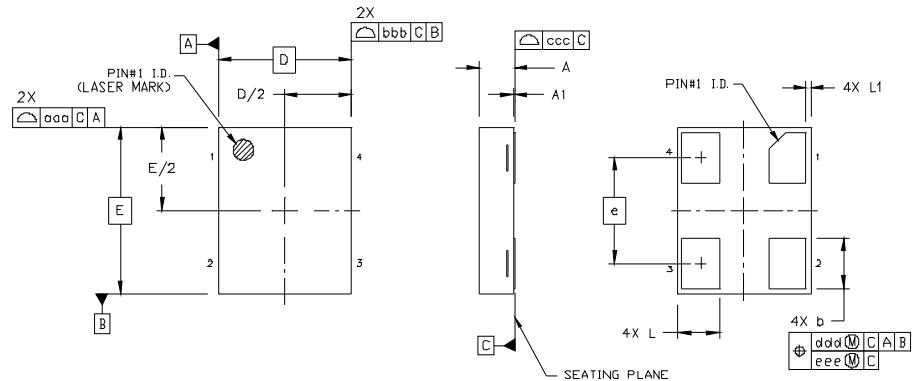


Table 1. Package Diagram Dimensions (mm)

Dimension	Min	Nom	Max
A	0.80	0.85	0.90
A1	0.00	0.03	0.05
b	1.15	1.20	1.25
D	3.20 BSC		
e	2.54 BSC		
E	4.00 BSC		
L	0.95	1.00	1.05

Dimension	Min	Nom	Max
L1	0.00	0.05	0.10
aaa			0.10
bbb			0.10
ccc			0.08
ddd			0.10
eee			0.05

Table 2. Pad Connections

1	OE
2	GND
3	Output
4	VDD

Figure 1. Recommended Land Pattern

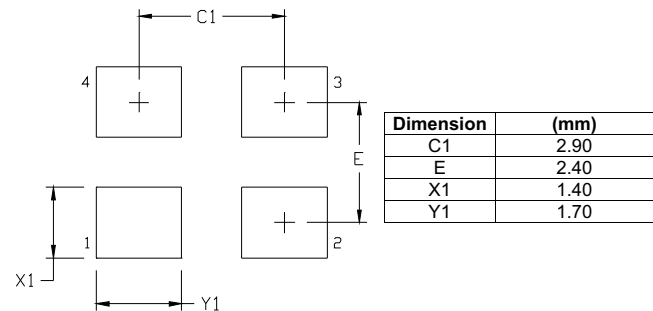



Table 3. Tri-State/Powerdown/Driver Stopped Function on OE (3rd Option Code)

	A	B	C	D	E	F
Open	Active	Active	Active	Active	Active	Active
1 Level	Active	Tri-State	Active	Power-down	Active	Driver Stopped
0 Level	Tri-State	Active	Power-down	Active	Driver Stopped	Active

Si500S



0 = Si500
CCCCC = mark code
TTTTT = assembly manufacturing code
YY = year
WW = work week

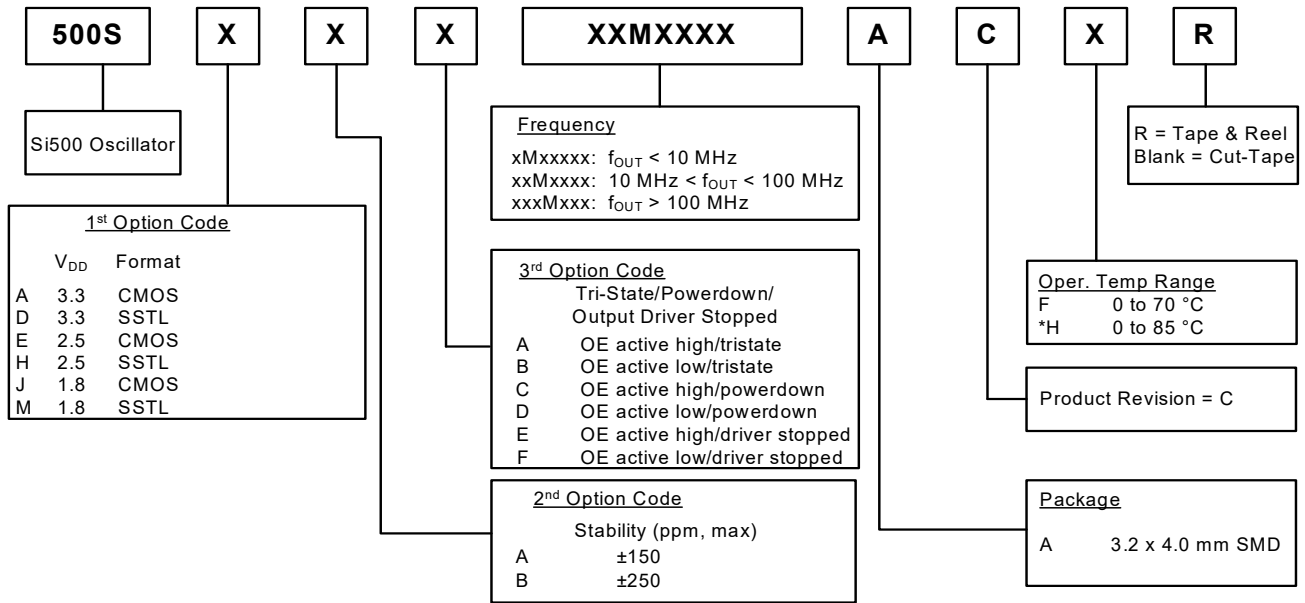
Figure 2. Top Mark

Environmental Compliance

Parameter	Conditions/Test Method
Mechanical Shock	MIL-STD-883, Method 2002.4
Mechanical Vibration	MIL-STD-883, Method 2007.3 A
Resistance to Soldering Heat	MIL-STD-202, 260 C° for 8 seconds
Solderability	MIL-STD-883, Method 2003.8
Damp Heat	IEC 68-2-3
Moisture Sensitivity Level	J-STD-020, MSL 3

Ordering Information

The Si500S supports a variety of options including frequency, output format, supply voltage, and tri-state/powerdown/output driver stopped mode. Specific device configurations are programmed into the Si500S at time of shipment. Configurations are specified using the figure below. Silicon Labs provides a web-based part number utility that can be used to simplify part number configuration. Refer to www.skyworksinc.com to access this tool. The Si500S silicon oscillator is supplied in a ROHS-compliant, 4-pad, 3.2 x 4.0 mm package. Tape and reel packaging is available as an ordering option.



*Note: Only ±250 ppm is supported.

DOCUMENT CHANGE LIST

Revision 0.3 to Revision 0.4

- Revision B to Revision C updated in Ordering Information
- 0 to 85 C° Operating Temperature Range option added
- Multiple CMOS output format codes removed

Revision 0.4 to Revision 1.0

- Clarified SSTL specifications.
- Revised CMOS supply current max values .

Revision 1.0 to Revision 1.1

- Updated Ordering information for ± 250 ppm from 0 to +85 °C.
- Updated jitter from 1.5 ps to 1.5 ps rms.
- Updated operating temperature to include extended commercial at 0 to +85 °C.



SKYWORKS®

ClockBuilder Pro

Customize Skyworks clock generators, jitter attenuators and network synchronizers with a single tool. With CBPro you can control evaluation boards, access documentation, request a custom part number, export for in-system programming and more!

www.skyworksinc.com/CBPro




Portfolio

www.skyworksinc.com/ia/timing



SW/HW

www.skyworksinc.com/CBPro



Quality

www.skyworksinc.com/quality



Support & Resources

www.skyworksinc.com/support

Copyright © 2021 Skyworks Solutions, Inc. All Rights Reserved.

Information in this document is provided in connection with Skyworks Solutions, Inc. ("Skyworks") products or services. These materials, including the information contained herein, are provided by Skyworks as a service to its customers and may be used for informational purposes only by the customer. Skyworks assumes no responsibility for errors or omissions in these materials or the information contained herein. Skyworks may change its documentation, products, services, specifications or product descriptions at any time, without notice. Skyworks makes no commitment to update the materials or information and shall have no responsibility whatsoever for conflicts, incompatibilities, or other difficulties arising from any future changes.

No license, whether express, implied, by estoppel or otherwise, is granted to any intellectual property rights by this document. Skyworks assumes no liability for any materials, products or information provided hereunder, including the sale, distribution, reproduction or use of Skyworks products, information or materials, except as may be provided in Skyworks' Terms and Conditions of Sale.

THE MATERIALS, PRODUCTS AND INFORMATION ARE PROVIDED "AS IS" WITHOUT WARRANTY OF ANY KIND, WHETHER EXPRESS, IMPLIED, STATUTORY, OR OTHERWISE, INCLUDING FITNESS FOR A PARTICULAR PURPOSE OR USE, MERCHANTABILITY, PERFORMANCE, QUALITY OR NON-INFRINGEMENT OF ANY INTELLECTUAL PROPERTY RIGHT; ALL SUCH WARRANTIES ARE HEREBY EXPRESSLY DISCLAIMED. SKYWORKS DOES NOT WARRANT THE ACCURACY OR COMPLETENESS OF THE INFORMATION, TEXT, GRAPHICS OR OTHER ITEMS CONTAINED WITHIN THESE MATERIALS. SKYWORKS SHALL NOT BE LIABLE FOR ANY DAMAGES, INCLUDING BUT NOT LIMITED TO ANY SPECIAL, INDIRECT, INCIDENTAL, STATUTORY, OR CONSEQUENTIAL DAMAGES, INCLUDING WITHOUT LIMITATION, LOST REVENUES OR LOST PROFITS THAT MAY RESULT FROM THE USE OF THE MATERIALS OR INFORMATION, WHETHER OR NOT THE RECIPIENT OF MATERIALS HAS BEEN ADVISED OF THE POSSIBILITY OF SUCH DAMAGE.

Skyworks products are not intended for use in medical, lifesaving or life-sustaining applications, or other equipment in which the failure of the Skyworks products could lead to personal injury, death, physical or environmental damage. Skyworks customers using or selling Skyworks products for use in such applications do so at their own risk and agree to fully indemnify Skyworks for any damages resulting from such improper use or sale.

Customers are responsible for their products and applications using Skyworks products, which may deviate from published specifications as a result of design defects, errors, or operation of products outside of published parameters or design specifications. Customers should include design and operating safeguards to minimize these and other risks. Skyworks assumes no liability for applications assistance, customer product design, or damage to any equipment resulting from the use of Skyworks products outside of Skyworks' published specifications or parameters.

Skyworks, the Skyworks symbol, Sky5®, SkyOne®, SkyBlue™, Skyworks Green™, Clockbuilder®, DSPLL®, ISOModem®, ProSLIC®, and SiPHY® are trademarks or registered trademarks of Skyworks Solutions, Inc. or its subsidiaries in the United States and other countries. Third-party brands and names are for identification purposes only and are the property of their respective owners. Additional information, including relevant terms and conditions, posted at www.skyworksinc.com, are incorporated by reference.

Skyworks Solutions, Inc. | Nasdaq: SWKS | sales@skyworksinc.com | www.skyworksinc.com

USA: 781-376-3000 | Asia: 886-2-2735 0399 | Europe: 33 (0)1 43548540 | [in](#) [f](#) [t](#) [v](#)

X-ON Electronics

Largest Supplier of Electrical and Electronic Components

Click to view similar products for [Standard Clock Oscillators](#) category:

Click to view products by [Silicon Labs](#) manufacturer:

Other Similar products are found below :

[601252](#) [F335-25](#) [F535L-33.333](#) [F535L-50](#) [ECS-2018-160-BN-TR](#) [MXO45HS-2C-66.6666MHZ](#) [SiT1602BI-22-33E-50.000000E](#) [SiT8209AI-32-33E-125.000000](#) [SIT8918AA-11-33S-50.000000G](#) [SM4420TEV-40.0M-T1K](#) [F335-24](#) [F335-40](#) [F535L-10](#) [F535L-12](#) [F535L-16](#) [F535L-24](#) [F535L-27](#) [F535L-48](#) [PE7744DW-100.0M](#) [CSX-750FCC14745600T](#) [ASF1-3.686MHZ-N-K-S](#) [XO57CTECNA3M6864](#) [ECS-2100A-147.4](#) [601251](#) [EP16E7E2H26.000MTR](#) [SIT8918AA-11-33S-16.000000G](#) [XO3003](#) [9120AC-2D2-33E212.500000](#) [9102AI-243N25E100.00000](#) [8208AC-82-18E-25.00000](#) [ASDK2-32.768KHZ-LR-T3](#) [8008AI-72-XXE-24.545454E](#) [8004AC-13-33E-133.33000X](#) [AS-4.9152-16-SMD-TR](#) [ASFL1-48.000MHZ-LC-T](#) [SIT8920AM-31-33E-25.0000](#) [DSC1028DI2-019.2000](#) [9121AC-2C3-25E100.00000](#) [9102AI-233N33E100.00000X](#) [9102AI-233N25E200.00000](#) [9102AI-232H25S125.00000](#) [9102AI-133N25E200.00000](#) [9102AC-283N25E200.00000](#) [9001AC-33-33E1-30.000](#) [3921AI-2CF-33NZ125.000000](#) [5730-1SF](#) [PXA000010](#) [8003AI-12-33S-40.00000Y](#) [1602BI-13-33S-19.200000E](#) [8208AI-2F-18E-25.000000X](#)