

Product Summary

$V_{(BR)DSS}$	$R_{DS(on)TYP}$	I_D
150V	3.7mΩ@10V	220A

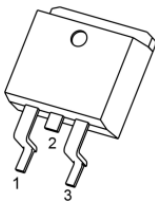
Feature

- Fast Switching
- Low Gate Charge and Rds(on)
- 100% Single Pulse avalanche energy Test

Applications

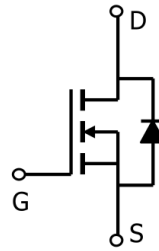
- Power switching application
- DC-DC Converter
- Power Management

Package

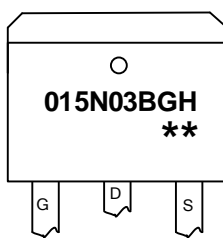


TO-263-3L(1-G, 2-D, 3-S)

Circuit diagram



Marking



015N03BGH : Product code
** : Week code

Absolute maximum ratings (Ta=25°C, unless otherwise noted)

Parameter	Symbol	Rating	Unit
Drain source voltage	V_{DS}	150	V
Gate source voltage	V_{GS}	± 20	V
Continuous drain current (Tc=25°C)	I_D	220	A
Pulsed drain current	I_{DM}	880	A
Power dissipation (Tc=25°C)	P_D	220	W
Single pulsed avalanche energy ¹⁾	E_{AS}	1783	mJ
Thermal resistance, junction-case	$R_{\theta JC}$	0.57	°C/W
Operation and storage temperature	T_{stg}, T_j	-55 to 150	°C

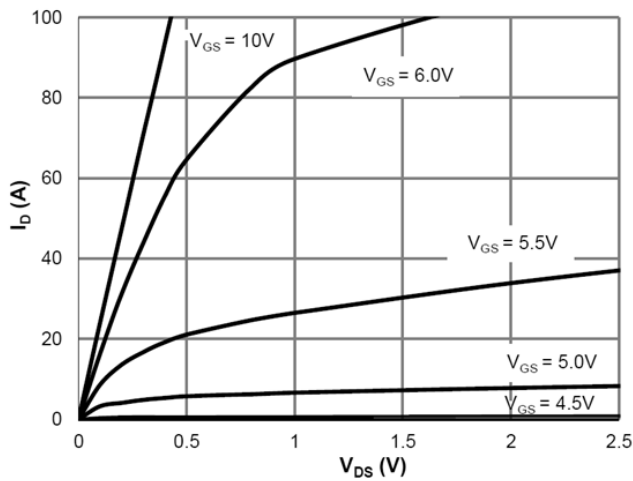
Electrical characteristics (Ta=25°C, unless otherwise noted)

Characteristics	Symbol	Test Condition	Min	Typ	Max	Unit
Static Characteristics						
Drain-Source Breakdown Voltage	BV_{DSS}	$I_D = 250\mu A, V_{GS} = 0V$	150	-	-	V
Drain Cut-Off Current	I_{DSS}	$V_{DS} = 120V, V_{GS} = 0V$	-	-	1	μA
Gate Leakage Current	I_{GSS}	$V_{GS} = \pm 20V, V_{DS} = 0V$	-	-	± 0.1	
Gate Threshold Voltage	$V_{GS(th)}$	$V_{DS} = V_{GS}, I_D = 250\mu A$	2.5	3.0	3.5	V
Drain-Source ON Resistance	$R_{DS(ON)}$	$V_{GS} = 10V, I_D = 20A$	-	3.7	4.7	m Ω
Dynamic Characteristics						
Input Capacitance	C_{iss}	$V_{DS} = 75V, V_{GS} = 0V, f = 1.0MHz$	-	10560	-	pF
Output Capacitance	C_{oss}		-	1306	-	
Reverse Transfer Capacitance	C_{rss}		-	48	-	
Switching Characteristics						
Total Gate Charge	Q_g	$V_{DS} = 75V, V_{GS} = 10V, I_D = 70A$	-	160	-	nC
Gate-Source Charge	Q_{gs}		-	66	-	
Gate-Drain Charge	Q_{gd}		-	42	-	
Turn-On Delay Time	$t_{d(on)}$	$V_{GS} = 10V, V_{DS} = 75V, R_L = 3\Omega, R_G = 4.7\Omega$	-	34	-	ns
Rise Time	t_r		-	27	-	
Turn-Off Delay Time	$t_{d(off)}$		-	78	-	
Fall Time	t_f		-	30	-	
Drain-Source Body Diode Characteristics						
Source-Drain Diode Forward Voltage	V_{SD}	$I_S = 1A, V_{GS} = 0V$	-	-	1.2	V

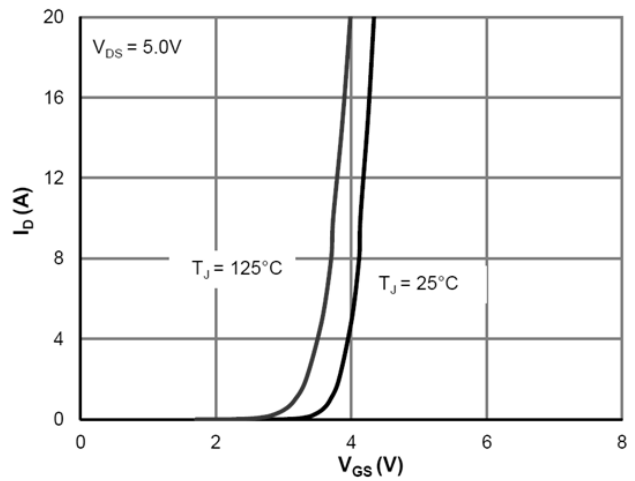
Note:

- E_{AS} is tested at starting $T_j = 25^\circ C, V_{DD} = 75V, V_{GS} = 10V, L = 0.5mH, R_g = 25\Omega$;

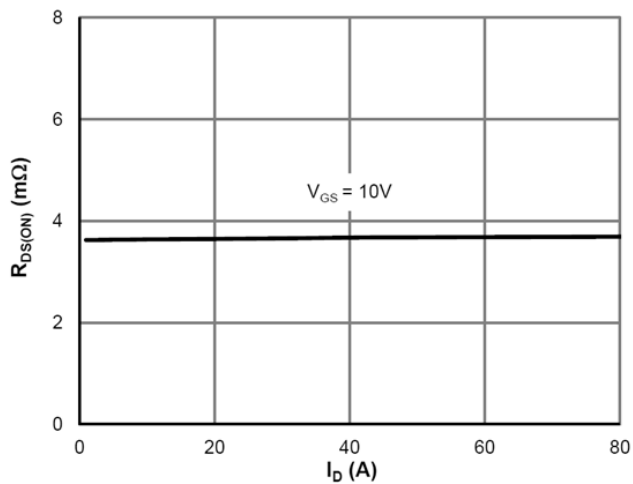
Typical Characteristics



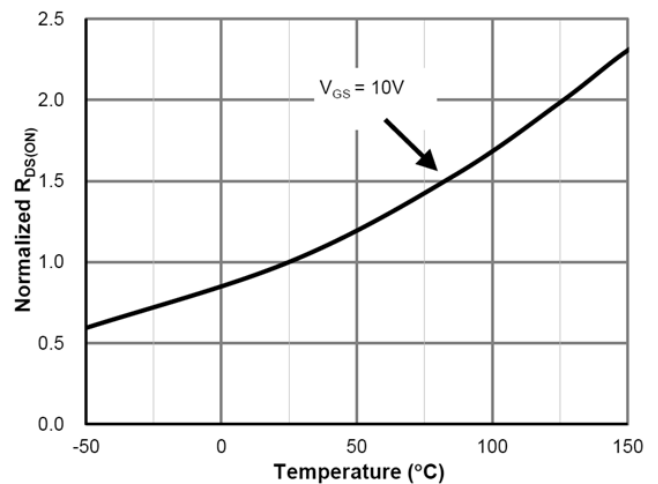
Saturation Characteristics



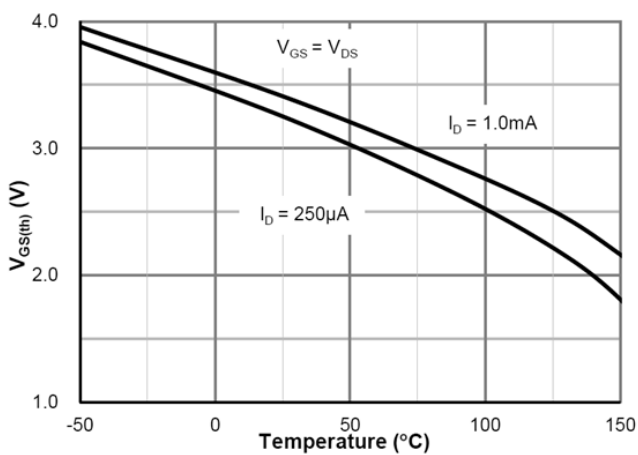
Transfer Characteristics



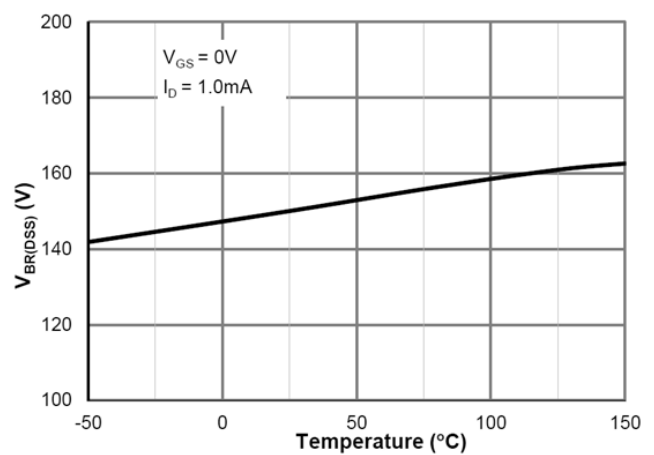
$R_{DS(ON)}$ vs. Drain Current



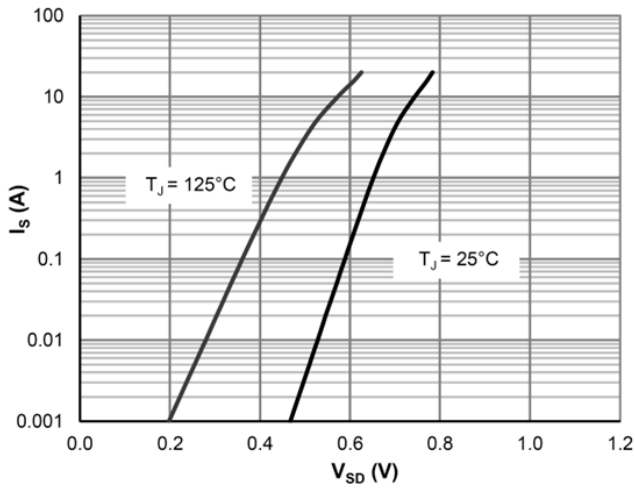
$R_{DS(ON)}$ vs. Junction Temperature



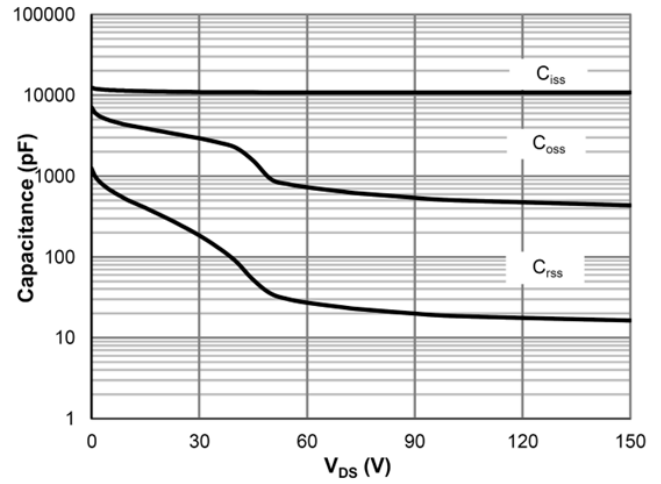
$V_{GS(th)}$ vs. Junction Temperature



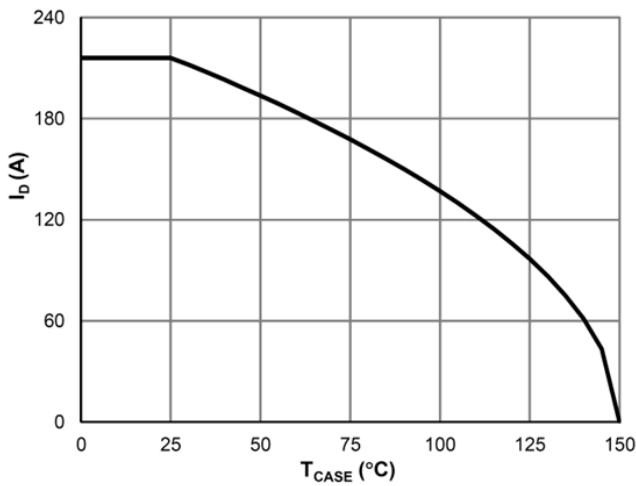
$V_{BR(DSS)}$ vs. Junction Temperature



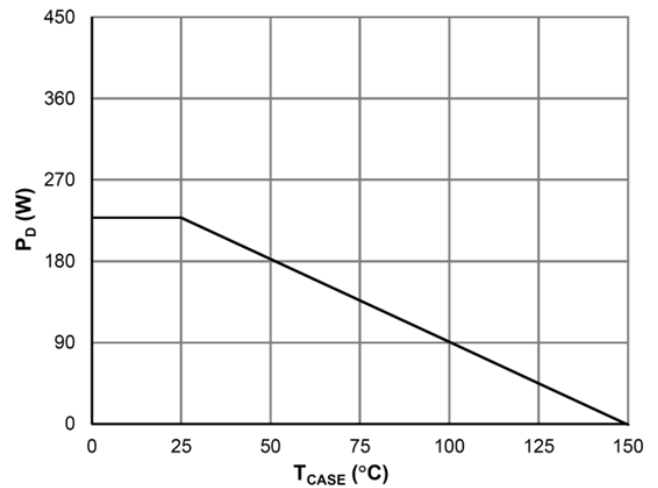
Body-Diode Characteristics



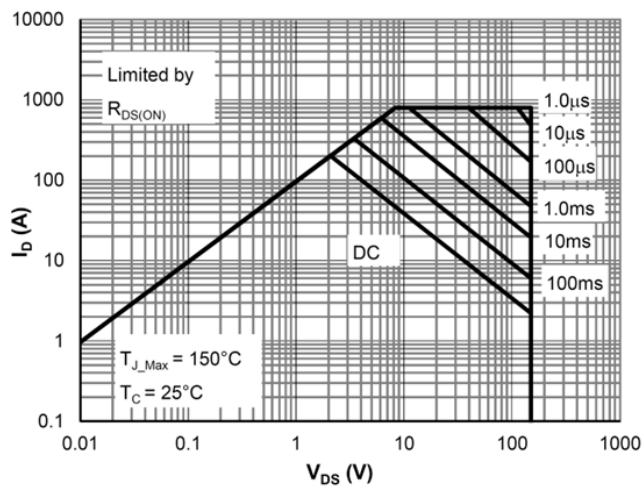
Capacitance Characteristics



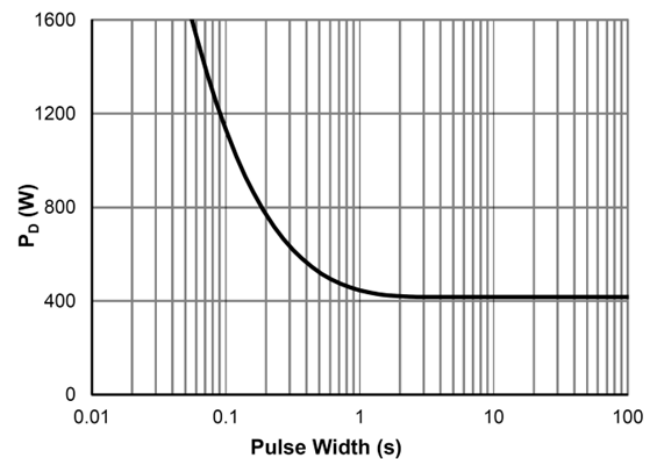
Current De-rating



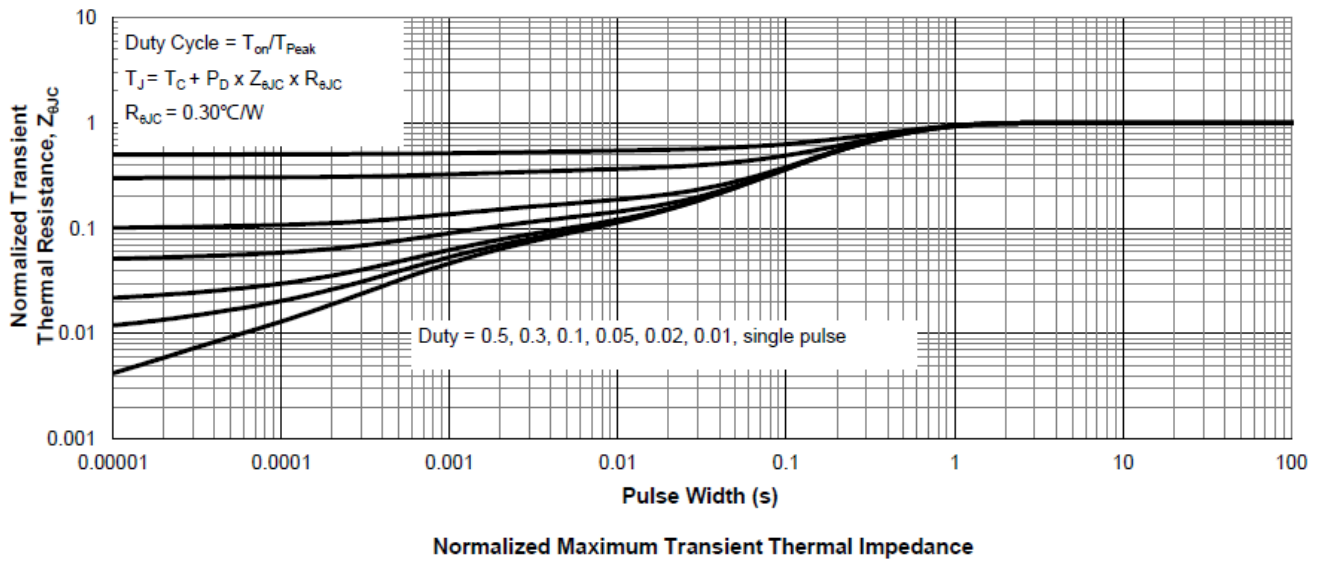
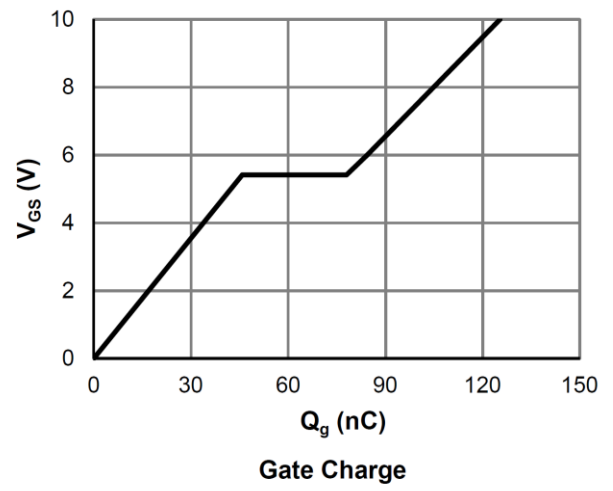
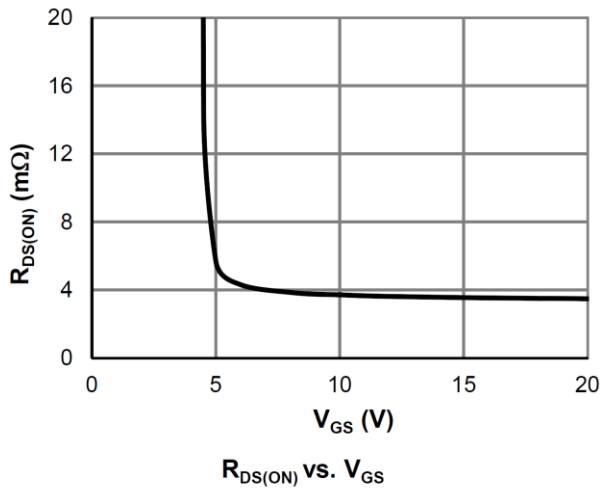
Power De-rating



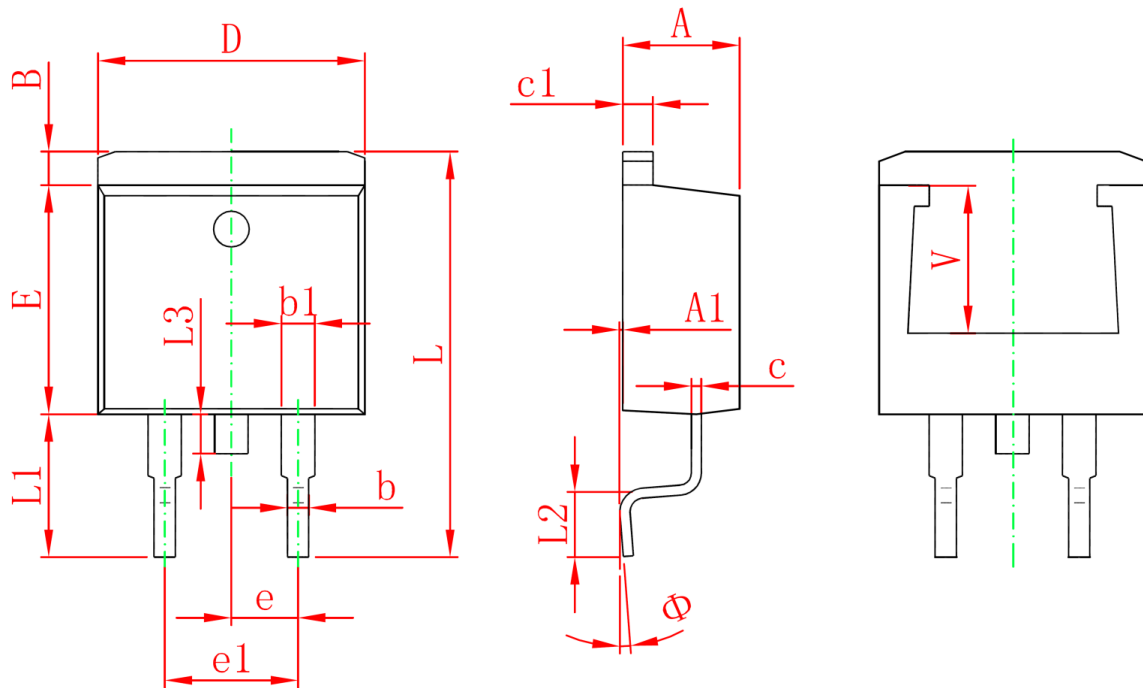
Maximum Safe Operating Area



Single Pulse Power Rating, Junction-to-Case



TO-263-3L Package Information



Symbol	Dimensions In Millimeters		Dimensions In Inches	
	Min.	Max.	Min.	Max.
A	4.470	4.670	0.176	0.184
A1	0.000	0.150	0.000	0.006
B	1.120	1.420	0.044	0.056
b	0.710	0.910	0.028	0.036
b1	1.170	1.370	0.046	0.054
c	0.310	0.530	0.012	0.021
c1	1.170	1.370	0.046	0.054
D	10.010	10.310	0.394	0.406
E	8.500	8.900	0.335	0.350
e	2.540 TYP.		0.100 TYP.	
e1	4.980	5.180	0.196	0.204
L	14.940	15.500	0.588	0.610
L1	4.950	5.450	0.195	0.215
L2	2.340	2.740	0.092	0.108
L3	1.300	1.700	0.051	0.067
Φ	0°	8°	0°	8°
V	5.600 REF.		0.220 REF.	

X-ON Electronics

Largest Supplier of Electrical and Electronic Components

Click to view similar products for [MOSFET](#) category:

Click to view products by [Siliup](#) manufacturer:

Other Similar products are found below :

[IRFD120](#) [IRFY240C](#) [JANTX2N5237](#) [2SK2267\(Q\)](#) [BUK455-60A/B](#) [MIC4420CM-TR](#) [VN1206L](#) [NDP4060](#) [SI4482DY](#)
[IPS70R2K0CEAKMA1](#) [SQD23N06-31L-GE3](#) [TK16J60W,S1VQ\(O](#) [2SK2614\(TE16L1,Q\)](#) [DMN1017UCP3-7](#) [EFC2J004NUZTDG](#)
[DMN1053UCP4-7](#) [SQJ469EP-T1-GE3](#) [NTE2384](#) [DMC2700UDMQ-7](#) [DMN2080UCB4-7](#) [DMN61D9UWQ-13](#) [US6M2GTR](#)
[DMN31D5UDJ-7](#) [DMP22D4UFO-7B](#) [DMN1006UCA6-7](#) [DMN16M9UCA6-7](#) [STF5N65M6](#) [IRF40H233XTMA1](#) [STU5N65M6](#)
[DMN6022SSD-13](#) [DMN13M9UCA6-7](#) [DMTH10H4M6SPS-13](#) [DMN2990UFB-7B](#) [IPB80P04P405ATMA2](#) [2N7002W-G](#) [MCAC30N06Y-](#)
[TP](#) [MCQ7328-TP](#) [NTMC083NP10M5L](#) [NVMFS2D3P04M8LT1G](#) [BXP7N65D](#) [BXP4N65F](#) [AOL1454G](#) [WMJ80N60C4](#) [BXP2N20L](#)
[BXP2N65D](#) [BXT1150N10J](#) [BXT1700P06M](#) [TSM60NB380CP](#) [ROG](#) [RQ7L055BGTCR](#) [DMNH15H110SK3-13](#)