

## Product Summary

$V_{(BR)DSS}$	$R_{DS(on)TYP}$	$I_D$
250V	18mΩ@10V	60A



合肥矽普半导体

Siliup Semiconductor Technology Co.Ltd

技术 品质 服务

www.siliup.com


## Feature

- Fast Switching
- Low Gate Charge and R<sub>DS(on)</sub>
- 100% Single Pulse avalanche energy Test

## Applications

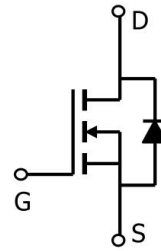
- Power switching application
- DC-DC Converter
- Power Management

## Package

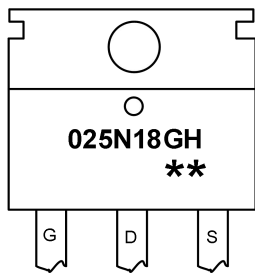


TO-220-3L-C(1:G 2:D 3:S)

## Circuit diagram



## Marking



025N18GH : Product code  
 \*\* : Week code

## Order Information

Device	Package	Unite/Tube
SP025N18GHTQ	TO-220-3L	50

**Absolute maximum ratings (Ta=25°C, unless otherwise noted)**

Parameter	Symbol	Rating	Unit
Drain source voltage	$V_{DS}$	250	V
Gate source voltage	$V_{GS}$	$\pm 20$	V
Continuous drain current(Tc=25°C)	$I_D$	60	A
Pulsed drain current	$I_{DM}$	240	A
Power dissipation(Tc=25°C)	$P_D$	390	W
Single pulsed avalanche energy <sup>1)</sup>	$E_{AS}$	972	mJ
Thermal resistance, junction-case	$R_{\theta JC}$	0.32	°C/W
Operation and storage temperature	$T_{stg}, T_j$	-55 to 150	°C

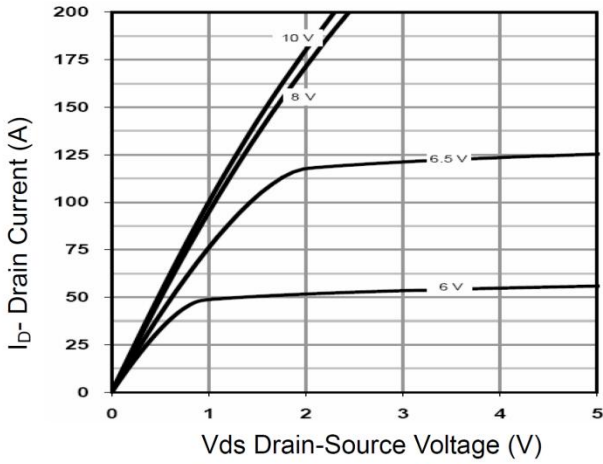
**Electrical characteristics (Ta=25°C, unless otherwise noted)**

Characteristics	Symbol	Test Condition	Min	Typ	Max	Unit
<b>Static Characteristics</b>						
Drain-Source Breakdown Voltage	$BV_{DSS}$	$I_D = 250\mu A, V_{GS} = 0V$	250	-	-	V
Drain Cut-Off Current	$I_{DSS}$	$V_{DS} = 200V, V_{GS} = 0V$	-	-	1	$\mu A$
Gate Leakage Current	$I_{GSS}$	$V_{GS} = \pm 20V, V_{DS} = 0V$	-	-	$\pm 0.1$	
Gate Threshold Voltage	$V_{GS(th)}$	$V_{DS} = V_{GS}, I_D = 250\mu A$	3.0	3.5	4.0	V
Drain-Source ON Resistance	$R_{DS(ON)}$	$V_{GS} = 10V, I_D = 30A$	-	18	23	m $\Omega$
<b>Dynamic Characteristics</b>						
Input Capacitance	$C_{iss}$	$V_{DS} = 25V, V_{GS} = 0V, f = 1.0MHz$	-	5500	-	$\mu F$
Output Capacitance	$C_{oss}$		-	903	-	
Reverse Transfer Capacitance	$C_{rss}$		-	4.6	-	
<b>Switching Characteristics</b>						
Total Gate Charge	$Q_g$	$V_{DS} = 125V, V_{GS} = 10V, I_D = 40A$	-	80	-	nC
Gate-Source Charge	$Q_{gs}$		-	28	-	
Gate-Drain Charge	$Q_{gd}$		-	26	-	
Turn-On Delay Time	$t_{d(on)}$	$V_{GS} = 10V, V_{DS} = 125V, I_D = 40A, R_G = 5.0\Omega$	-	33	-	ns
Rise Time	$t_r$		-	15	-	
Turn-Off Delay Time	$t_{d(off)}$		-	61	-	
Fall Time	$t_f$		-	8	-	
<b>Drain-Source Body Diode Characteristics</b>						
Source-Drain Diode Forward Voltage	$V_{SD}$	$I_S = 1A, V_{GS} = 0V$	-	-	1.2	V

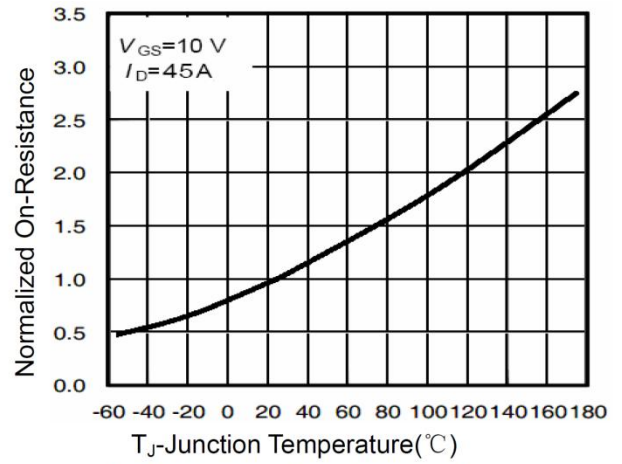
Note:

- $E_{AS}$  is tested at starting  $T_j = 25^\circ C, V_{DD} = 75V, V_{GS} = 10V, L = 0.5mH, R_g = 25m\Omega$ ;

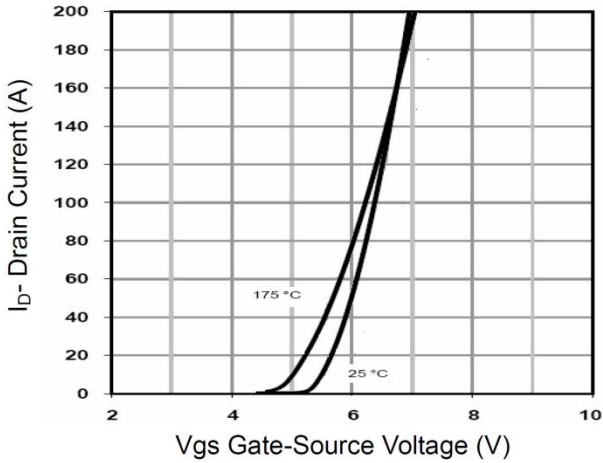
**Typical Characteristics**



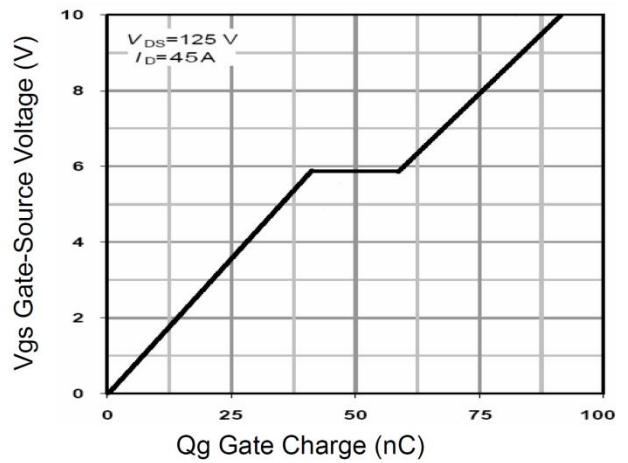
**Output Characteristics**



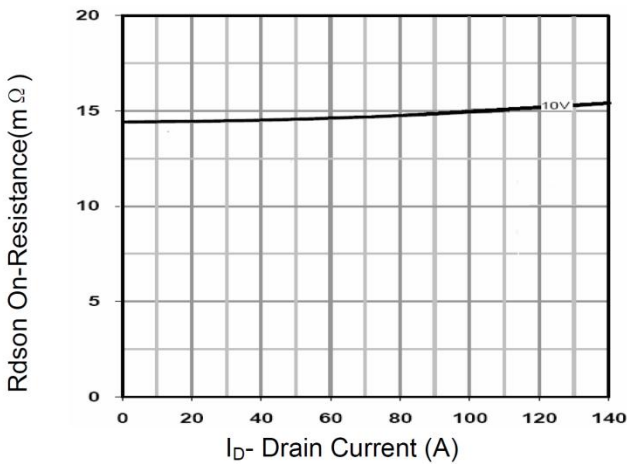
**Rdson-JunctionTemperature**



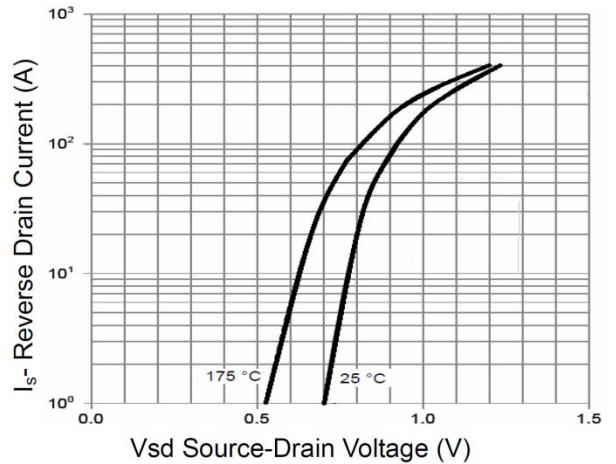
**Transfer Characteristics**



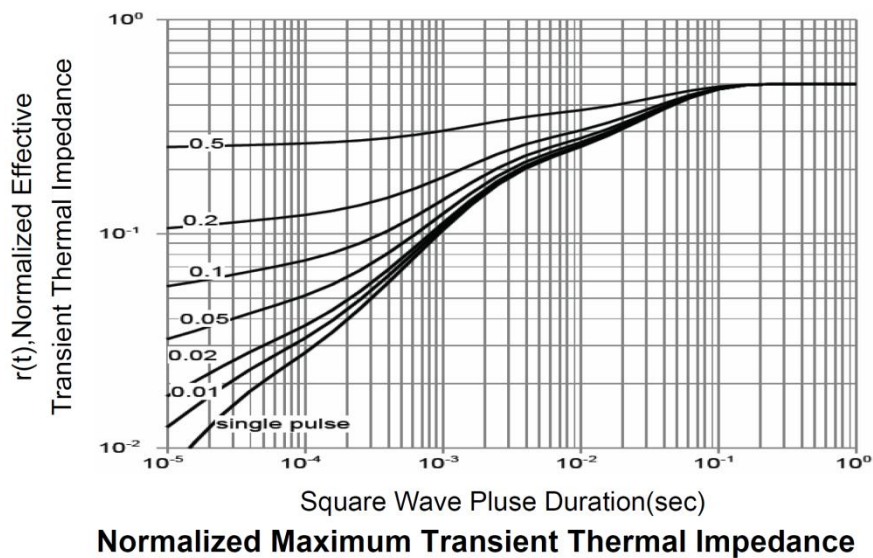
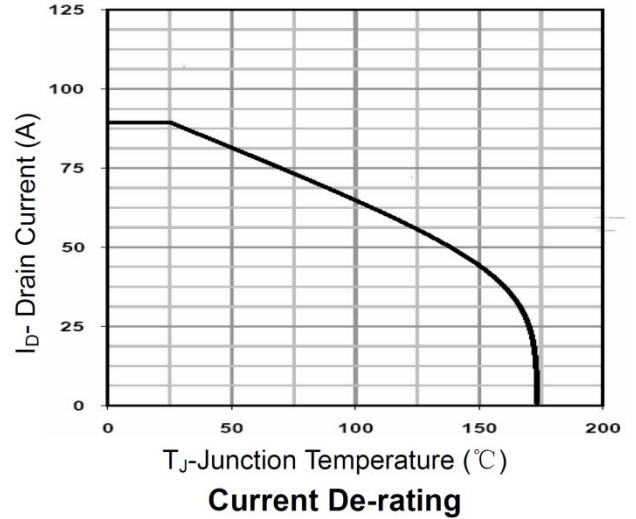
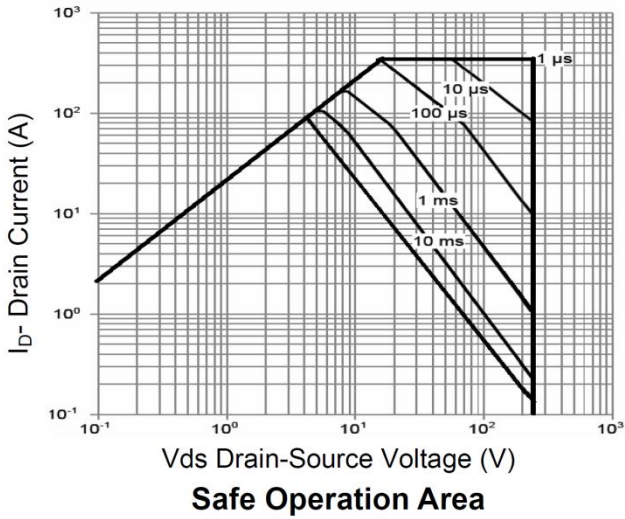
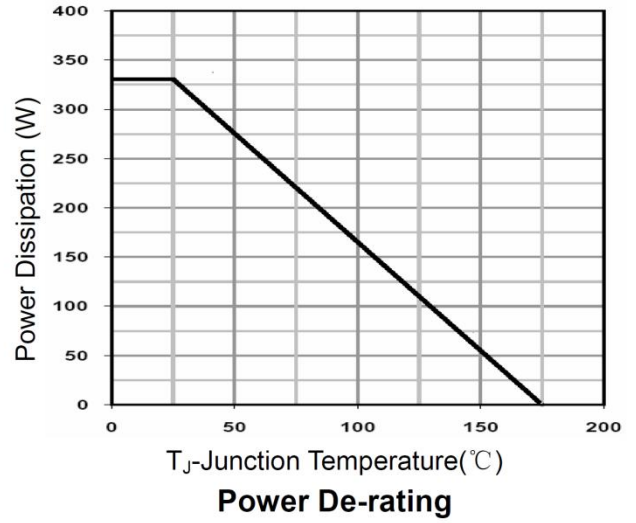
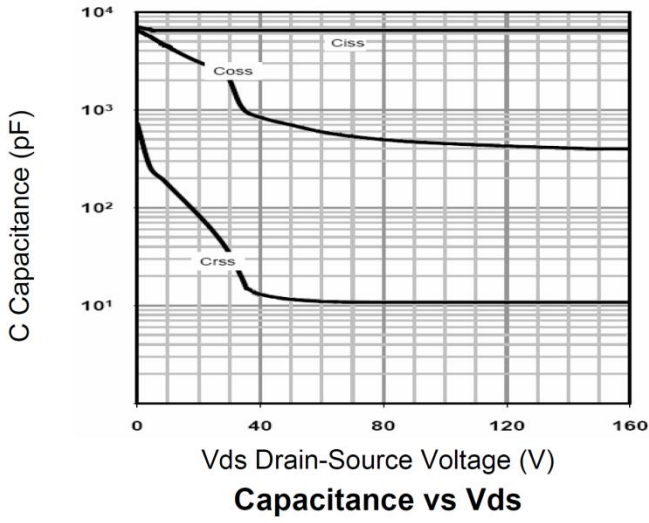
**Gate Charge**



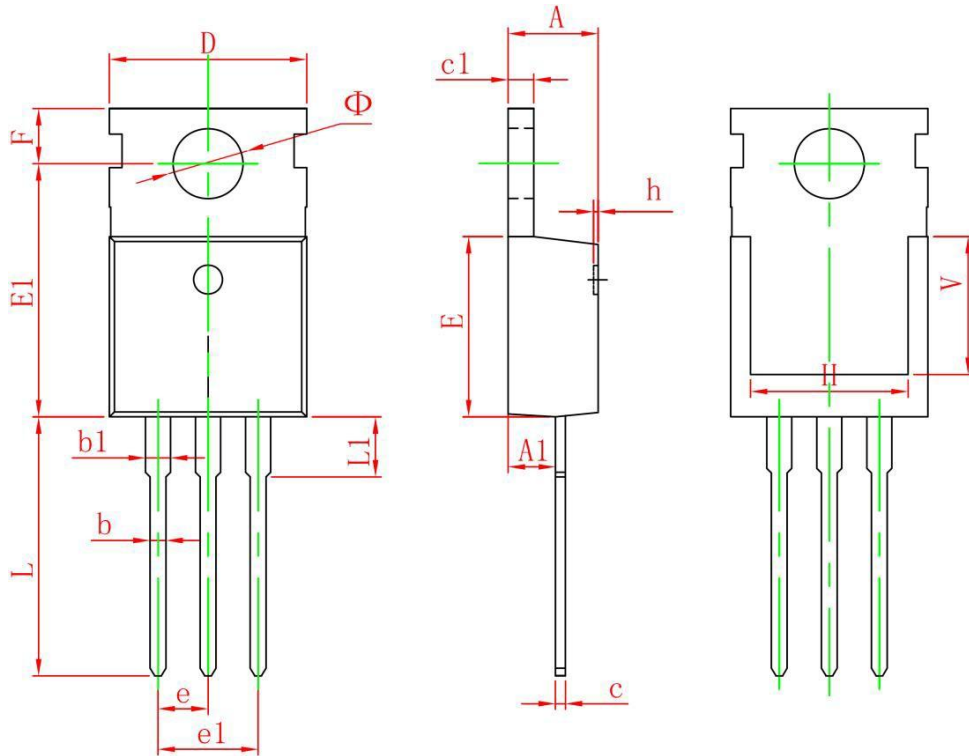
**Rdson- Drain Current**



**Source- Drain Diode Forward**



**TO-220-3L-C Package Information**



Symbol	Dimensions In Millimeters		Dimensions In Inches	
	Min.	Max.	Min.	Max.
A	4.400	4.600	0.173	0.181
A1	2.250	2.550	0.089	0.100
b	0.710	0.910	0.028	0.036
b1	1.170	1.370	0.046	0.054
c	0.330	0.650	0.013	0.026
c1	1.200	1.400	0.047	0.055
D	9.910	10.250	0.390	0.404
E	8.950	9.750	0.352	0.384
E1	12.650	13.050	0.498	0.514
e	2.540 TYP.		0.100 TYP.	
e1	4.980	5.180	0.196	0.204
F	2.650	2.950	0.104	0.116
H	7.900	8.100	0.311	0.319
h	0.000	0.300	0.000	0.012
L	12.900	13.400	0.508	0.528
L1	2.850	3.250	0.112	0.128
V	6.900 REF.		0.276 REF.	
Φ	3.400	3.800	0.134	0.150

## X-ON Electronics

Largest Supplier of Electrical and Electronic Components

*Click to view similar products for [MOSFET](#) category:*

*Click to view products by [Siliup](#) manufacturer:*

Other Similar products are found below :

[IRFD120](#) [IRFY240C](#) [JANTX2N5237](#) [2SK2267\(Q\)](#) [BUK455-60A/B](#) [MIC4420CM-TR](#) [VN1206L](#) [NDP4060](#) [SI4482DY](#)  
[IPS70R2K0CEAKMA1](#) [SQD23N06-31L-GE3](#) [TK16J60W,S1VQ\(O](#) [2SK2614\(TE16L1,Q\)](#) [DMN1017UCP3-7](#) [EFC2J004NUZTDG](#)  
[DMN1053UCP4-7](#) [SQJ469EP-T1-GE3](#) [NTE2384](#) [DMC2700UDMQ-7](#) [DMN2080UCB4-7](#) [DMN61D9UWQ-13](#) [US6M2GTR](#)  
[DMN31D5UDJ-7](#) [DMP22D4UFO-7B](#) [DMN1006UCA6-7](#) [DMN16M9UCA6-7](#) [STF5N65M6](#) [IRF40H233XTMA1](#) [STU5N65M6](#)  
[DMN6022SSD-13](#) [DMN13M9UCA6-7](#) [DMTH10H4M6SPS-13](#) [DMN2990UFB-7B](#) [IPB80P04P405ATMA2](#) [2N7002W-G](#) [MCAC30N06Y-](#)  
[TP](#) [MCQ7328-TP](#) [NTMC083NP10M5L](#) [NVMFS2D3P04M8LT1G](#) [BXP7N65D](#) [BXP4N65F](#) [AOL1454G](#) [WMJ80N60C4](#) [BXP2N20L](#)  
[BXP2N65D](#) [BXT1150N10J](#) [BXT1700P06M](#) [TSM60NB380CP](#) [ROG](#) [RQ7L055BGTCR](#) [DMNH15H110SK3-13](#)