

Product Summary

$V_{(BR)DSS}$	$R_{DS(on)TYP}$	I_D
650V	150mΩ@10V	20A

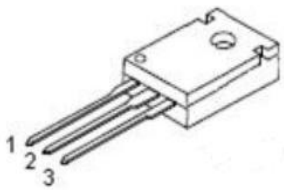
Feature

- Fast Switching
- Low Gate Charge and Rds(on)
- 100% Single Pulse avalanche energy Test

Applications

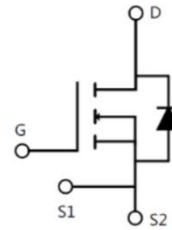
- PD charger
- Large screen display
- Telecom power
- Server power

Package

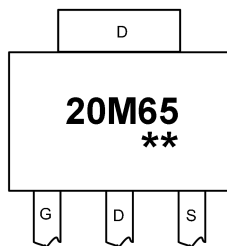


TO-247(1:G 2:D 3:S)

Circuit diagram



Marking



20M65 : Product code
** : Week code

Absolute maximum ratings (Ta=25°C, unless otherwise noted)

Parameter	Symbol	Rating	Unit
Drain source voltage	V_{DS}	650	V
Gate source voltage	V_{GS}	± 30	V
Continuous drain current(Tc=25°C)	I_D	20	A
Continuous drain current(Tc=100°C)	I_D	12.5	A
Pulsed drain current	I_{DM}	80	A
Power dissipation(Tc=25°C)	P_D	34	W
Single pulsed avalanche energy ¹⁾	E_{AS}	578	mJ
Thermal resistance, junction-case	$R_{\theta JC}$	3.68	°C/W
Operation and storage temperature	T_{stg}, T_j	-55 to 150	°C

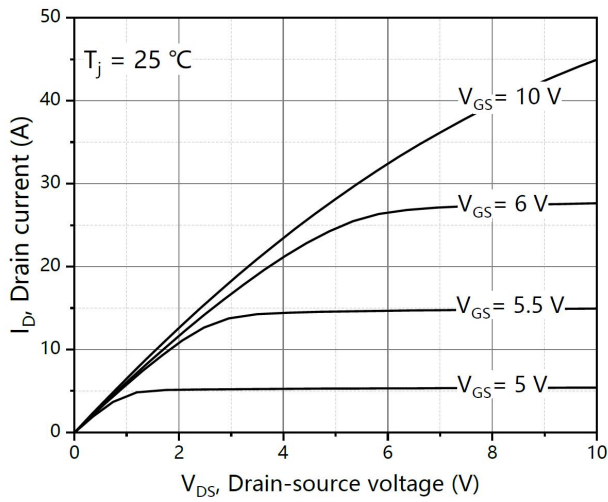
Electrical characteristics (Ta=25°C, unless otherwise noted)

Characteristics	Symbol	Test Condition	Min	Typ	Max	Unit
Static Characteristics						
Drain-Source Breakdown Voltage	BV_{DSS}	$I_D = 250\mu A, V_{GS} = 0V$	650	-	-	V
Drain Cut-Off Current	I_{DSS}	$V_{DS} = 520V, V_{GS} = 0V$	-	-	1	μA
Gate Leakage Current	I_{GSS}	$V_{GS} = \pm 30V, V_{DS} = 0V$	-	-	± 0.1	
Gate Threshold Voltage	$V_{GS(th)}$	$V_{DS} = V_{GS}, I_D = 250\mu A$	2.5	3.5	4.5	V
Drain-Source ON Resistance	$R_{DS(ON)}$	$V_{GS} = 10V, I_D = 10A$	-	150	190	m Ω
Dynamic Characteristics						
Input Capacitance	C_{iss}	$V_{DS} = 50V, V_{GS} = 0V, f = 1.0MHz$	-	1745	-	pF
Output Capacitance	C_{oss}		-	102	-	
Reverse Transfer Capacitance	C_{rss}		-	2.5	-	
Switching Characteristics						
Total Gate Charge	Q_g	$V_{DS} = 400V, V_{GS} = 10V, I_D = 10A$	-	45.5	-	nC
Gate-Source Charge	Q_{gs}		-	10.5	-	
Gate-Drain Charge	Q_{gd}		-	9	-	
Turn-On Delay Time	$t_{d(on)}$	$V_{GS} = 10V, V_{DS} = 400V, I_D = 10A, R_G = 2\Omega$	-	31	-	ns
Rise Time	t_r		-	20	-	
Turn-Off Delay Time	$t_{d(off)}$		-	83	-	
Fall Time	t_f		-	9	-	
Drain-Source Body Diode Characteristics						
Source-Drain Diode Forward Voltage	V_{SD}	$I_S = 1A, V_{GS} = 0V$	-	-	1.2	V
Reverse Recovery Time	T_{rr}	$V_R = 400V, I_S = 10A, di/dt = 100A/\mu s$		520		ns

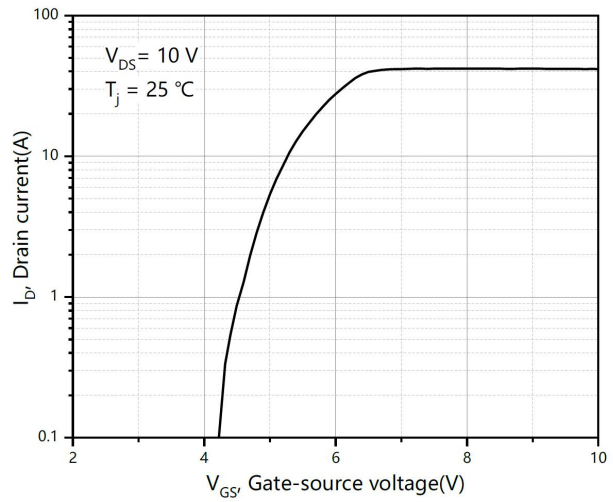
Note:

- E_{AS} is tested at starting $T_j = 25^\circ C, V_{DD} = 100V, V_{GS} = 10V, L = 0.5mH, R_g = 25\Omega$;

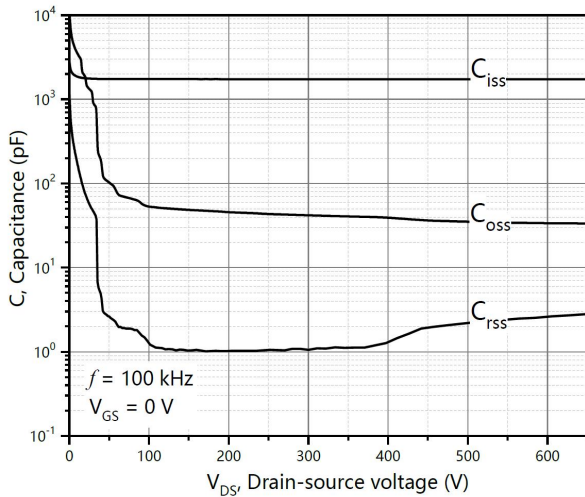
Typical Characteristics



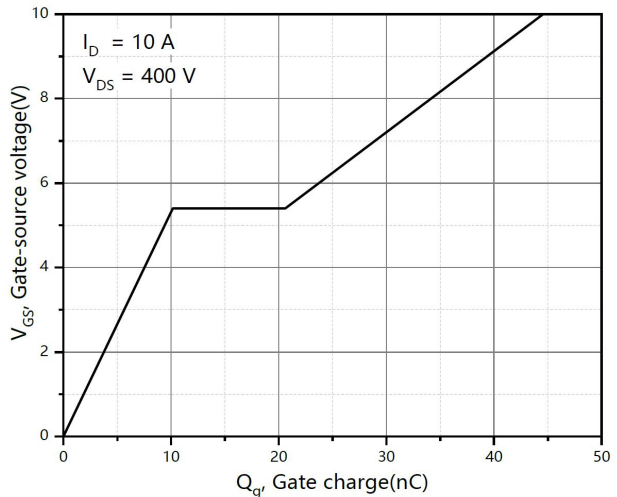
Typ. output characteristics



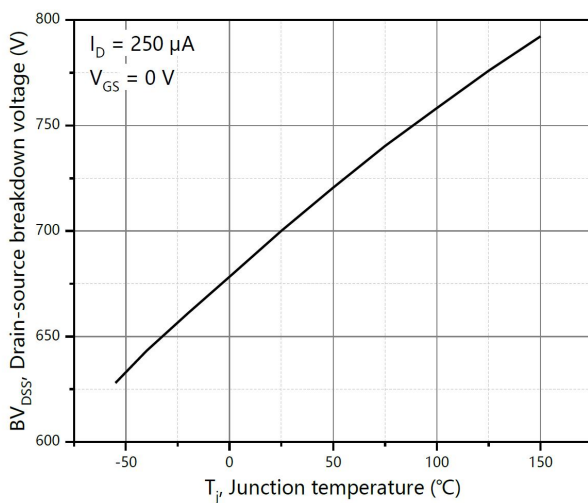
Typ. transfer characteristics



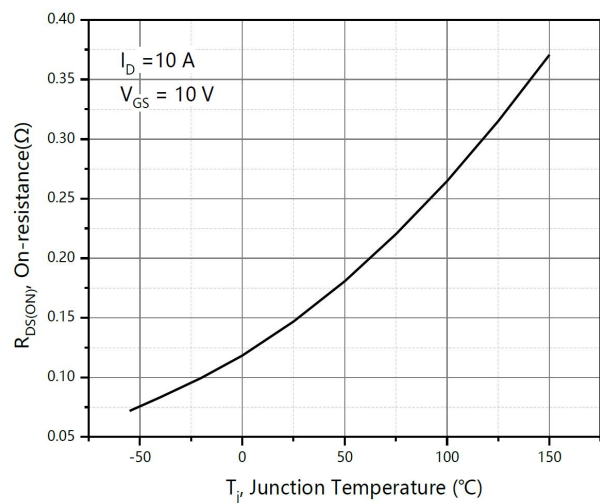
Typ. capacitances



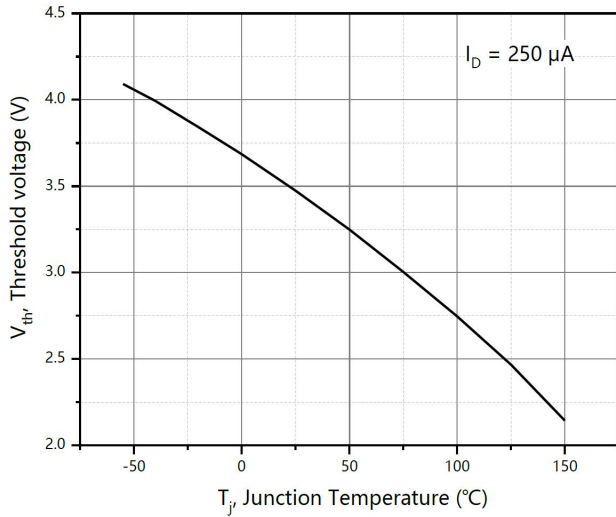
Typ. gate charge



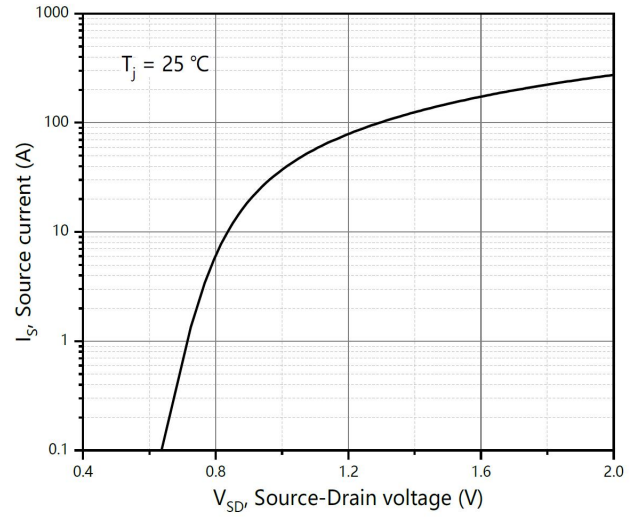
Drain-source breakdown voltage



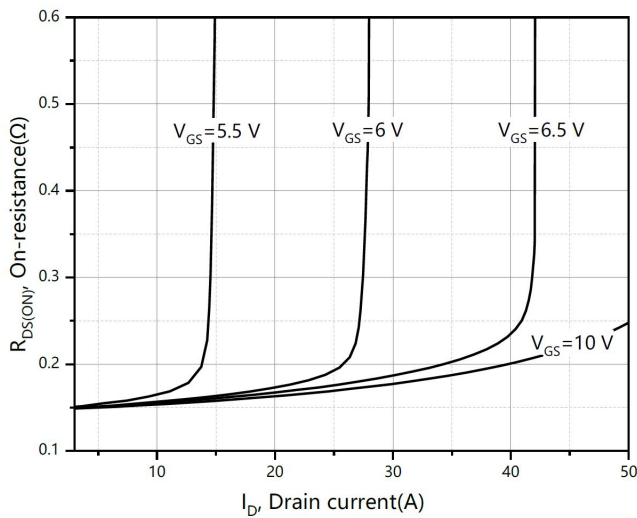
Drain-source on-state resistance



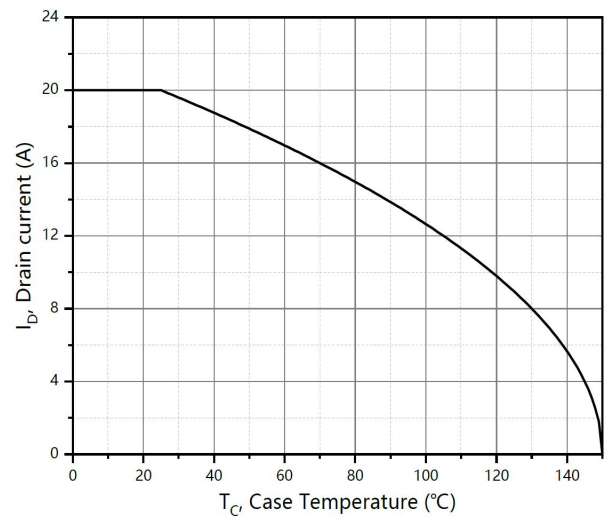
Threshold voltage



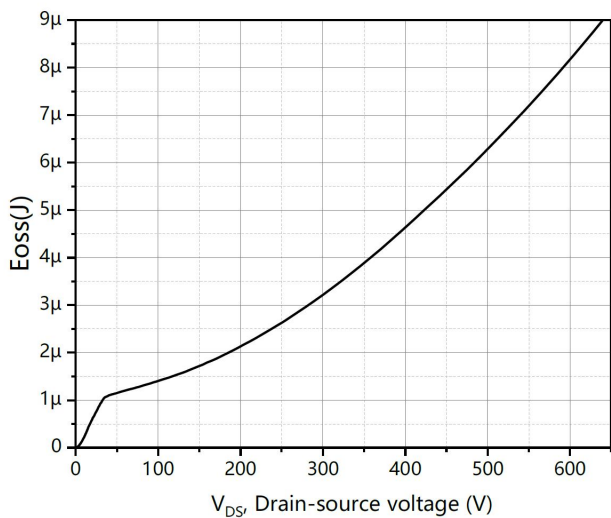
Forward characteristic of body diode



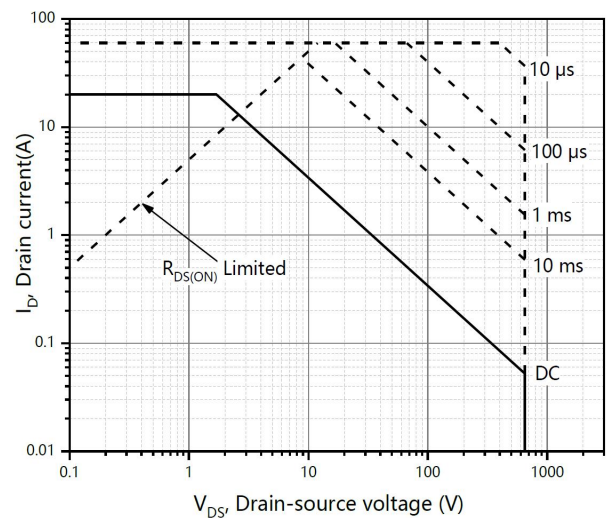
Drain-source on-state resistance



Drain current



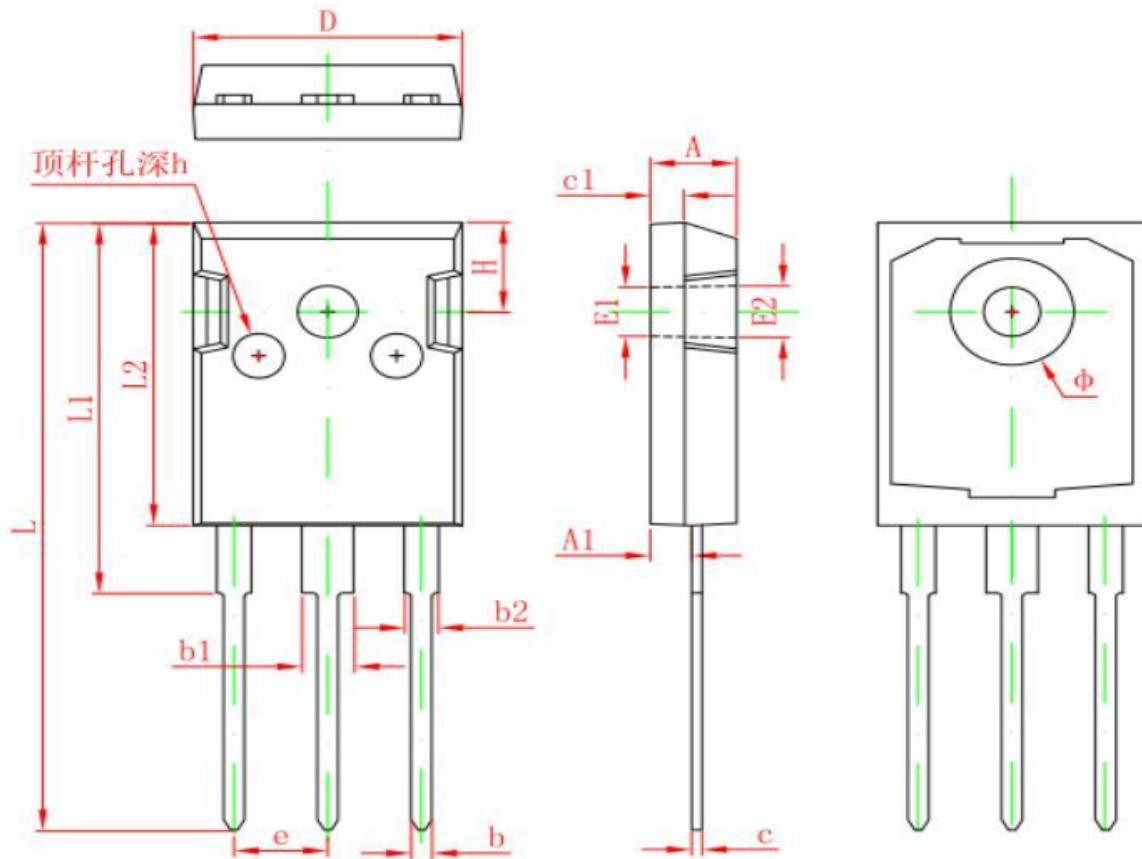
Safe operation area T_c=25 °C



Safe operation area T_c=25 °C



TO-247 Package Information



Symbol	Dimensions In Millimeters		Dimensions In Inches	
	Min.	Max.	Min.	Max.
A	4.850	5.150	0.191	0.200
A1	2.200	2.600	0.087	0.102
b	1.000	1.400	0.039	0.055
b1	2.800	3.200	0.110	0.126
b2	1.800	2.200	0.071	0.087
c	0.500	0.700	0.020	0.028
c1	1.900	2.100	0.075	0.083
D	15.450	15.750	0.608	0.620
E1	3.500 REF.		0.138 REF.	
E2	3.600 REF.		0.142 REF.	
L	40.900	41.300	1.610	1.626
L1	24.800	25.100	0.976	0.988
L2	20.300	20.600	0.799	0.811
Φ	7.100	7.300	0.280	0.287
e	5.450 TYP.		0.215 TYP.	
H	5.980 REF.		0.235 REF.	
h	0.000	0.300	0.000	0.012

X-ON Electronics

Largest Supplier of Electrical and Electronic Components

Click to view similar products for [MOSFET](#) category:

Click to view products by [Siliup](#) manufacturer:

Other Similar products are found below :

[IRFD120](#) [IRFY240C](#) [JANTX2N5237](#) [2SK2267\(Q\)](#) [BUK455-60A/B](#) [MIC4420CM-TR](#) [VN1206L](#) [NDP4060](#) [SI4482DY](#)
[IPS70R2K0CEAKMA1](#) [SQD23N06-31L-GE3](#) [TK16J60W,S1VQ\(O](#) [2SK2614\(TE16L1,Q\)](#) [DMN1017UCP3-7](#) [EFC2J004NUZTDG](#)
[DMN1053UCP4-7](#) [SQJ469EP-T1-GE3](#) [NTE2384](#) [DMC2700UDMQ-7](#) [DMN2080UCB4-7](#) [DMN61D9UWQ-13](#) [US6M2GTR](#)
[DMN31D5UDJ-7](#) [DMP22D4UFO-7B](#) [DMN1006UCA6-7](#) [DMN16M9UCA6-7](#) [STF5N65M6](#) [IRF40H233XTMA1](#) [STU5N65M6](#)
[DMN6022SSD-13](#) [DMN13M9UCA6-7](#) [DMTH10H4M6SPS-13](#) [DMN2990UFB-7B](#) [IPB80P04P405ATMA2](#) [2N7002W-G](#) [MCAC30N06Y-](#)
[TP](#) [MCQ7328-TP](#) [NTMC083NP10M5L](#) [NVMFS2D3P04M8LT1G](#) [BXP7N65D](#) [BXP4N65F](#) [AOL1454G](#) [WMJ80N60C4](#) [BXP2N20L](#)
[BXP2N65D](#) [BXT1150N10J](#) [BXT1700P06M](#) [TSM60NB380CP](#) [ROG](#) [RQ7L055BGTCR](#) [DMNH15H110SK3-13](#)