

Product Summary

$V_{(BR)DSS}$	$R_{DS(on)TYP}$	I_D
60V	2.3mΩ@10V	120A
	2.7mΩ@4.5V	

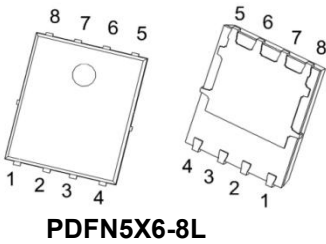
Feature

- Trench Power Technology
- Low RDS(ON)
- Low Gate Charge
- Optimized for Fast-switching Applications

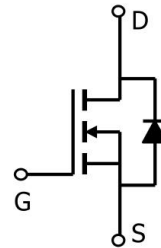
Application

- High Speed Power Switching
- DC/DC Converters

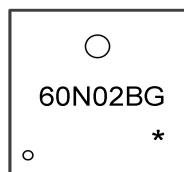
Package



Circuit diagram



Marking



60N02BG : Product code

** : Month code.

Absolute maximum ratings (Ta=25°C unless otherwise noted)

Parameter	Symbol	Value	Unit
Drain-Source Voltage	V _{DS}	60	V
Gate-Source Voltage	V _{GS}	±20	V
Continuous Drain Current (T _C =25°C, Silicon limited)	I _D	240	A
Continuous Drain Current (T _C =25°C, Package limited)	I _D	120	A
Pulsed Drain Current	I _{DM}	480	A
Single Pulse Avalanche Energy (note1)	E _{AS}	243	mJ
Power Dissipation (T _C =25°C)	P _D	125	W
Thermal Resistance, Junction-to-Case	R _{θJC}	1	°C/W
Operating Junction and Storage Temperature Range	T _J , T _{stg}	-55~+150	°C

Electrical characteristics (T_A=25 °C, unless otherwise noted)

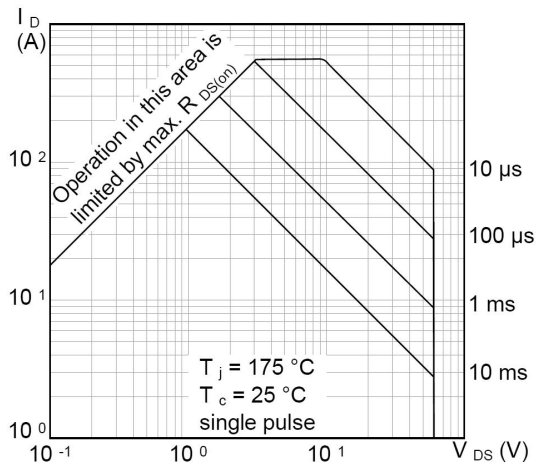
Parameter	Symbol	Test Conditions	Value			Unit
			Min.	Typ.	Max.	
Static Characteristics						
Drain-Source Breakdown Voltage	V _{(BR)DSS}	V _{GS} = 0V, I _D = 250μA	60	--	--	V
Zero Gate Voltage Drain Current	I _{DSS}	V _{DS} = 48V, V _{GS} = 0V	--	--	1	μA
Gate-Source Leakage	I _{GSS}	V _{GS} = ±20V	--	--	±100	nA
Gate-Source Threshold Voltage	V _{GS(th)}	V _{DS} = V _{GS} , I _D = 250μA	1.2	1.7	2.2	V
Drain-Source On-Resistance	R _{DS(on)}	V _{GS} = 10V, I _D = 40A	--	2.3	2.9	mΩ
		V _{GS} = 4.5V, I _D = 40A	--	2.7	4.3	
Dynamic Characteristics						
Input Capacitance	C _{iss}	V _{GS} = 0V, V _{DS} = 30V, f = 1.0MHz	--	3910	--	pF
Output Capacitance	C _{oss}		--	1300	--	
Reverse Transfer Capacitance	C _{rss}		--	11	--	
Total Gate Charge	Q _g	V _{DD} = 30V, I _D = 40A, V _{GS} = 10V	--	53	--	nC
Gate-Source Charge	Q _{gs}		--	17	--	
Gate-Drain Charge	Q _{gd}		--	10	--	
Turn-on Delay Time	t _{d(on)}	V _{DD} = 30V, V _{GS} = 10V, I _D = 40A, R _G = 4Ω	--	15	--	ns
Turn-on Rise Time	t _r		--	34	--	
Turn-off Delay Time	t _{d(off)}		--	33	--	
Turn-off Fall Time	t _f		--	9	--	
Drain-Source Body Diode Characteristics						
Body Diode Voltage	V _{SD}	V _{GS} = 0V, I _S = 40A,	--	--	1.2	V
Reverse Recovery Time	t _{rr}	I _F = 40A,	--	48	--	ns
Reverse Recovery Charge	Q _{rr}	diF/dt = 100A/μs	--	99	--	nC

Notes :

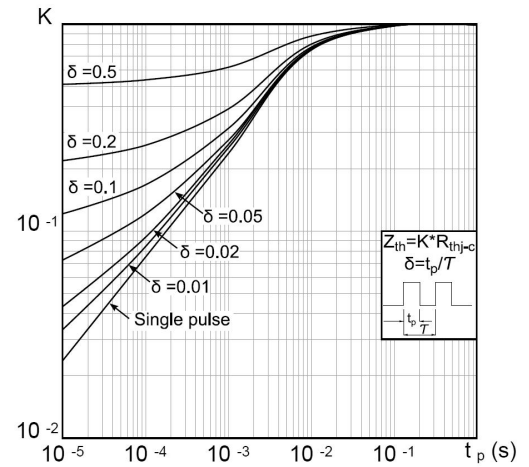
1. EAS condition: V_{DD} = 30V, V_G=10V, L=0.3mH, R_G=25Ω, T_J = 25°C.

Typical Characteristics

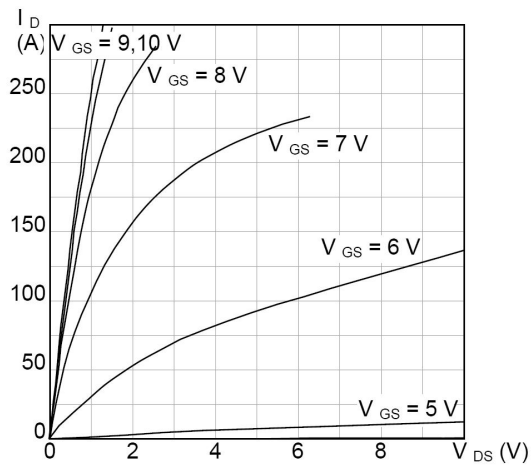
Safe operating area



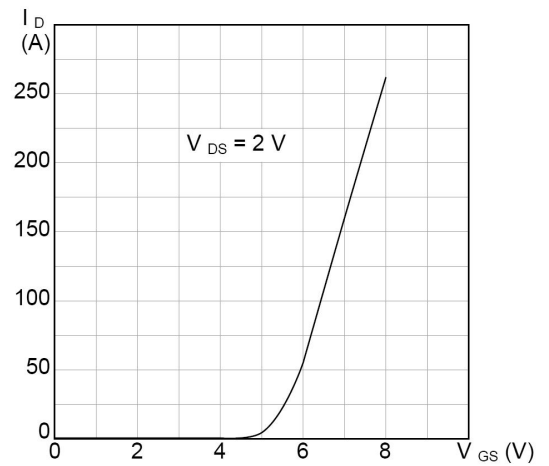
Thermal impedance



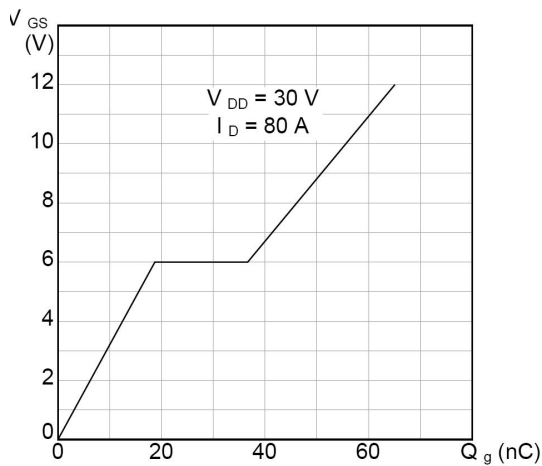
Output characteristics



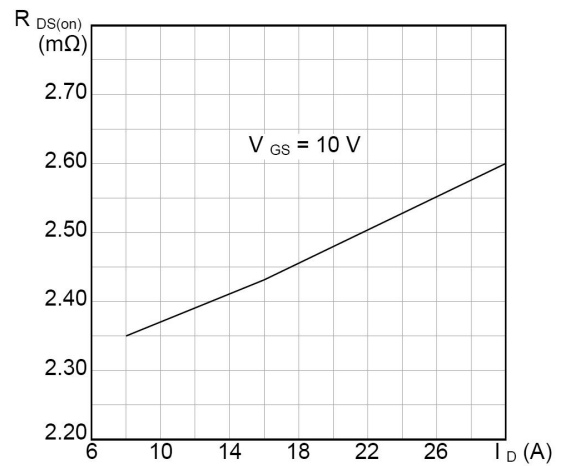
Transfer characteristics



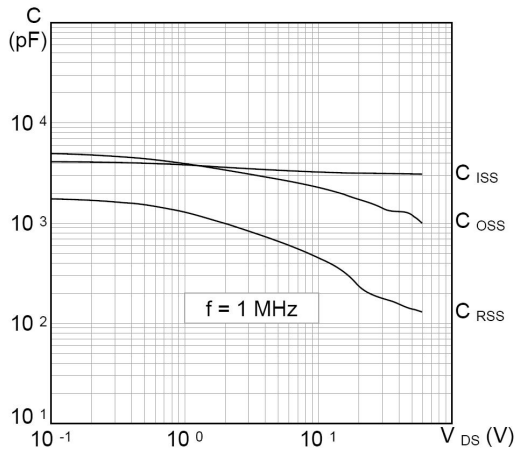
Gate charge vs gate-source voltage



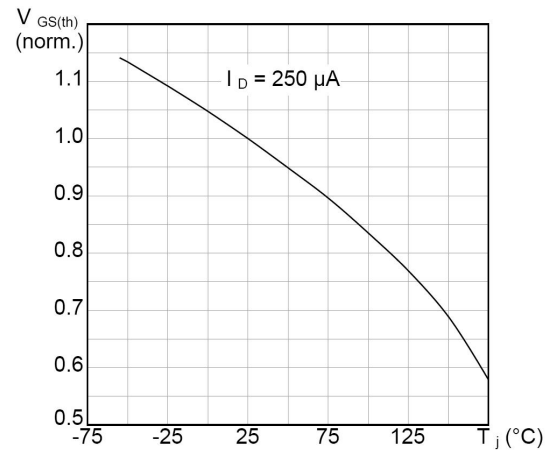
Static drain-source on-resistance



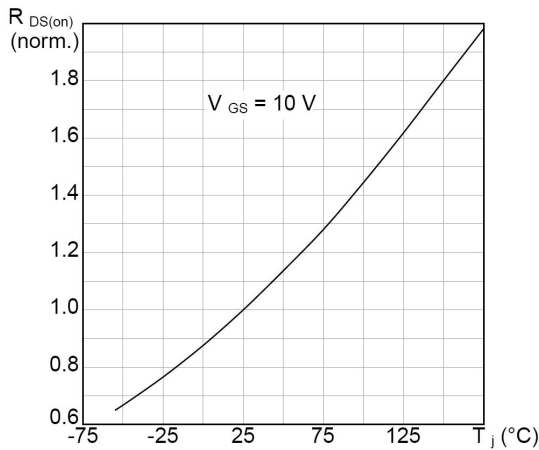
Capacitance variations



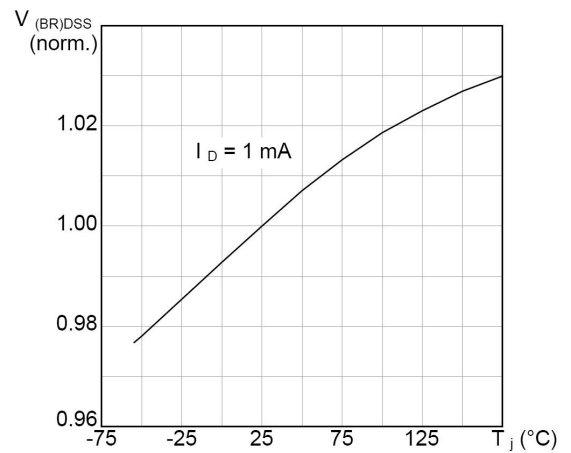
Normalized gate threshold voltage vs temperature



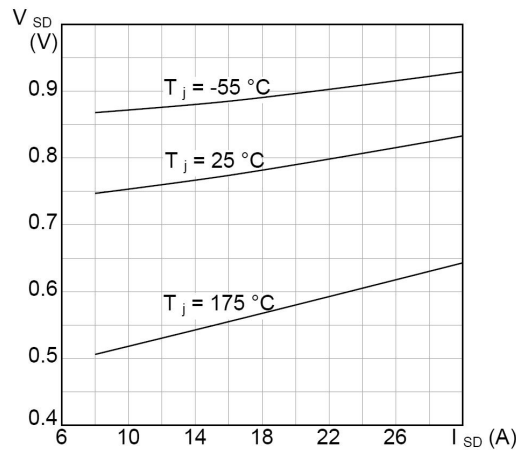
Normalized on-resistance vs temperature



Normalized $V_{(BR)DSS}$ vs temperature

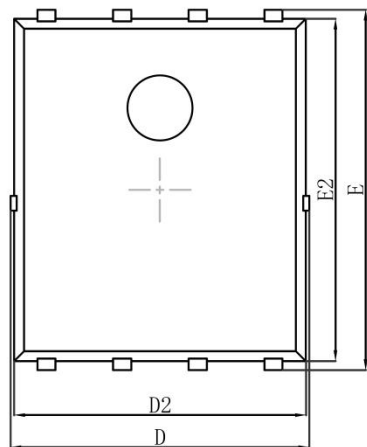


Source-drain diode forward characteristics

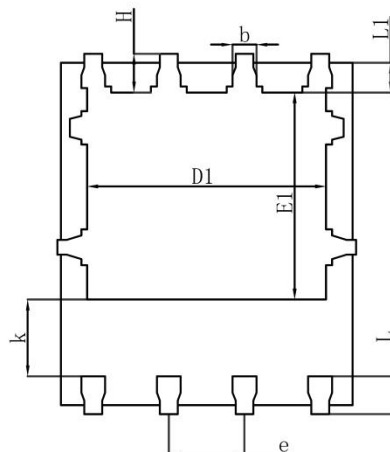




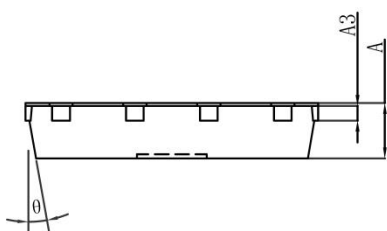
PDFN5X6-8L Package Outline Dimensions



Top View
[顶视图]



Bottom View
[背视图]



Side View
[侧视图]

Symbol	Dimensions In Millimeters		Dimensions In Inches	
	Min.	Max.	Min.	Max.
A	0.900	1.000	0.035	0.039
A3	0.254REF.		0.010REF.	
D	4.944	5.096	0.195	0.201
E	5.974	6.126	0.235	0.241
D1	3.910	4.110	0.154	0.162
E1	3.375	3.575	0.133	0.141
D2	4.824	4.976	0.190	0.196
E2	5.674	5.826	0.223	0.229
k	1.190	1.390	0.047	0.055
b	0.350	0.450	0.014	0.018
e	1.270TYP.		0.050TYP.	
L	0.559	0.711	0.022	0.028
L1	0.424	0.576	0.017	0.023
H	0.574	0.726	0.023	0.029
θ	10°	12°	10°	12°

X-ON Electronics

Largest Supplier of Electrical and Electronic Components

Click to view similar products for [MOSFET](#) category:

Click to view products by [Siliup](#) manufacturer:

Other Similar products are found below :

[IRFD120](#) [IRFY240C](#) [JANTX2N5237](#) [2SK2267\(Q\)](#) [BUK455-60A/B](#) [MIC4420CM-TR](#) [VN1206L](#) [NDP4060](#) [SI4482DY](#)
[IPS70R2K0CEAKMA1](#) [SQD23N06-31L-GE3](#) [TK16J60W,S1VQ\(O](#) [2SK2614\(TE16L1,Q\)](#) [DMN1017UCP3-7](#) [EFC2J004NUZTDG](#)
[DMN1053UCP4-7](#) [SQJ469EP-T1-GE3](#) [NTE2384](#) [DMC2700UDMQ-7](#) [DMN2080UCB4-7](#) [DMN61D9UWQ-13](#) [US6M2GTR](#)
[DMN31D5UDJ-7](#) [DMP22D4UFO-7B](#) [DMN1006UCA6-7](#) [DMN16M9UCA6-7](#) [STF5N65M6](#) [IRF40H233XTMA1](#) [STU5N65M6](#)
[DMN6022SSD-13](#) [DMN13M9UCA6-7](#) [DMTH10H4M6SPS-13](#) [DMN2990UFB-7B](#) [IPB80P04P405ATMA2](#) [2N7002W-G](#) [MCAC30N06Y-](#)
[TP](#) [MCQ7328-TP](#) [NTMC083NP10M5L](#) [NVMFS2D3P04M8LT1G](#) [BXP7N65D](#) [BXP4N65F](#) [AOL1454G](#) [WMJ80N60C4](#) [BXP2N20L](#)
[BXP2N65D](#) [BXT1150N10J](#) [BXT1700P06M](#) [TSM60NB380CP](#) [ROG](#) [RQ7L055BGTCR](#) [DMNH15H110SK3-13](#)