

Product Summary

$V_{(BR)DSS}$	$R_{DS(on)TYP}$	I_D
60V	3.7mΩ@10V	140A
	4.6mΩ@4.5V	


Feature

- Fast Switching
- Low Gate Charge and Rds on
- Advanced Split Gate Trench Technology
- 100% Single Pulse avalanche energy Test

Applications

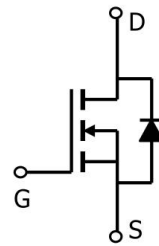
- DC-DC Converters
- Power Management

Package

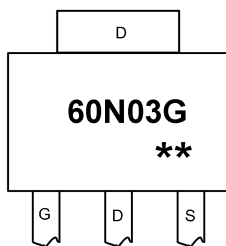


TO-220-3L-C(1:G 2:D 3:S)

Circuit diagram



Marking



60N03G =Device Code
** =Week Code

Absolute maximum ratings (Ta=25°C unless otherwise noted)

Parameter	Symbol	Rating	Units
Drain-Source Voltage	V_{DS}	60	V
Gate-Source Voltage	V_{GS}	± 20	V
Continuous Drain Current ¹ (Tc=25°C)	I_D	140	A
Pulsed Drain Current ²	I_{DM}	560	A
Single Pulse Avalanche Energy ³	E_{AS}	961	mJ
Total Power Dissipation ⁴ (Tc=25°C)	P_D	140	W
Thermal Resistance Junction-Case ¹	$R_{\theta JC}$	0.89	°C/W
Storage Temperature Range	T_{STG}	-55 to 150	°C
Operating Junction Temperature Range	T_J	-55 to 150	°C

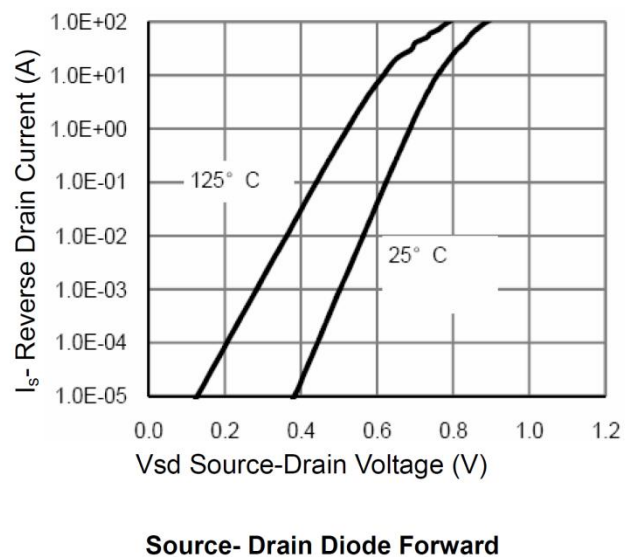
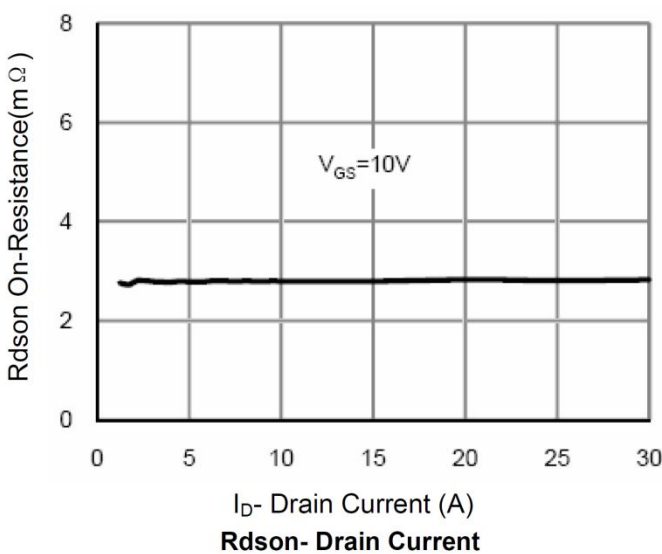
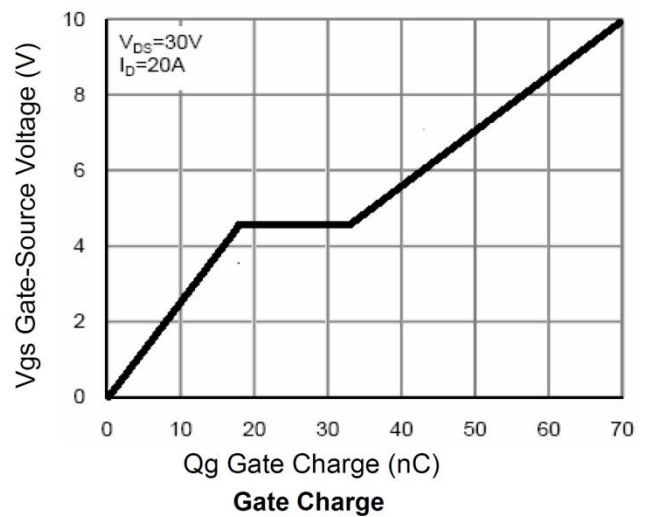
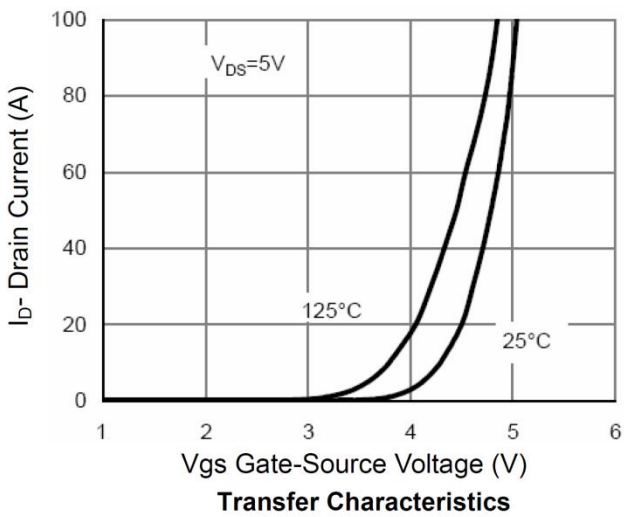
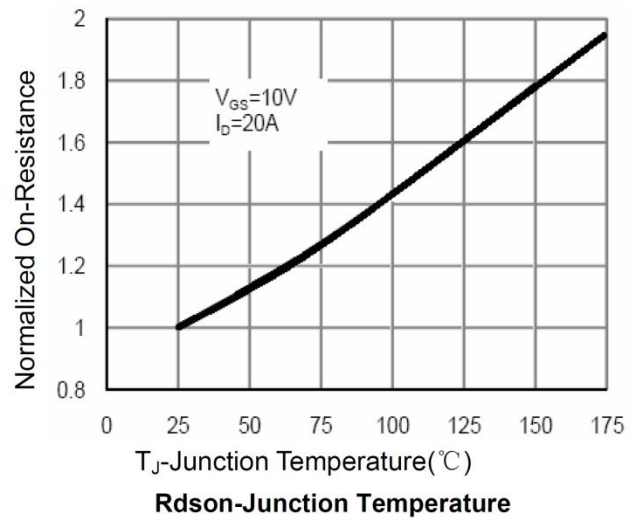
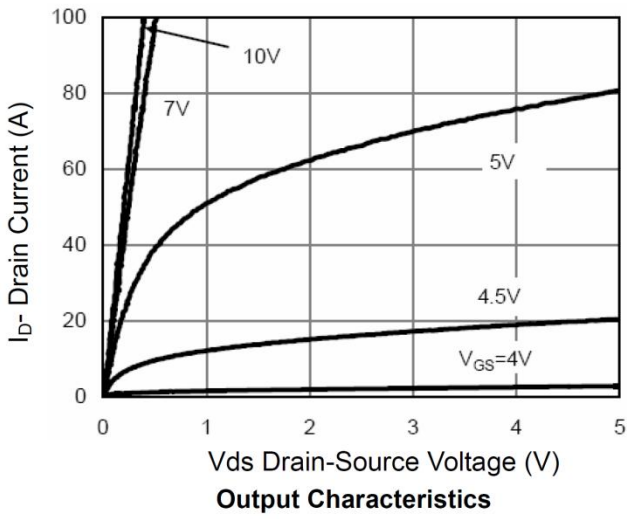
Electrical characteristics (Ta=25°C, unless otherwise noted)

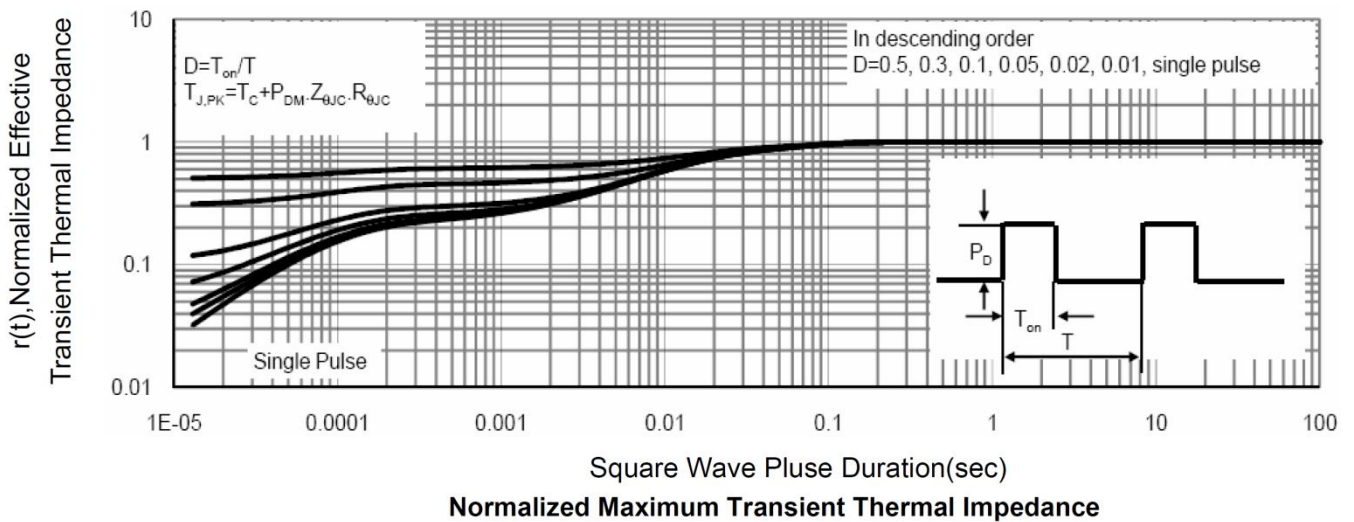
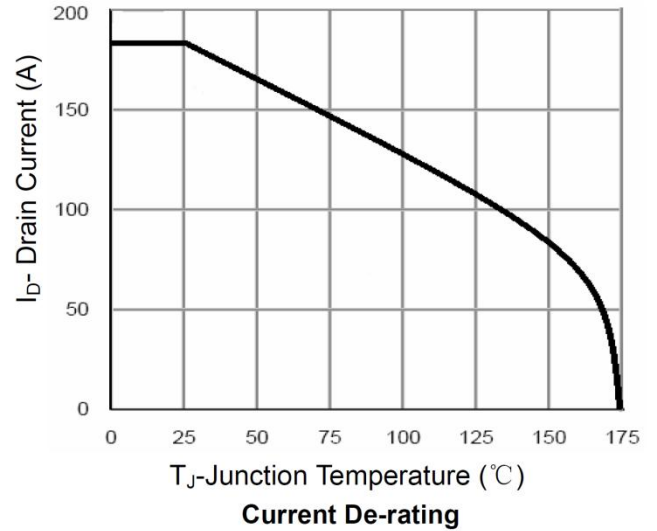
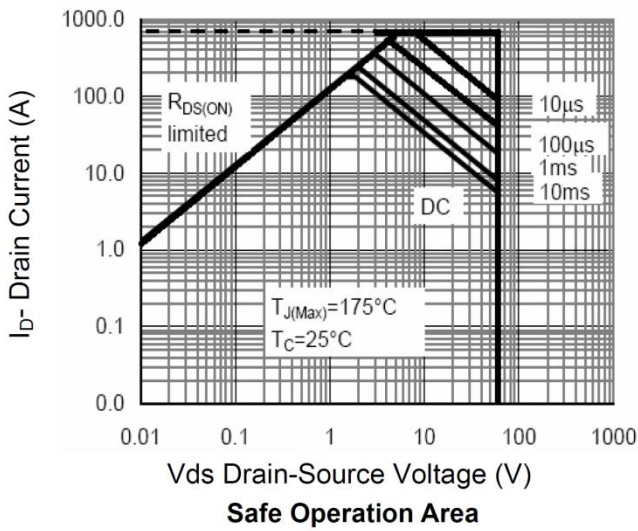
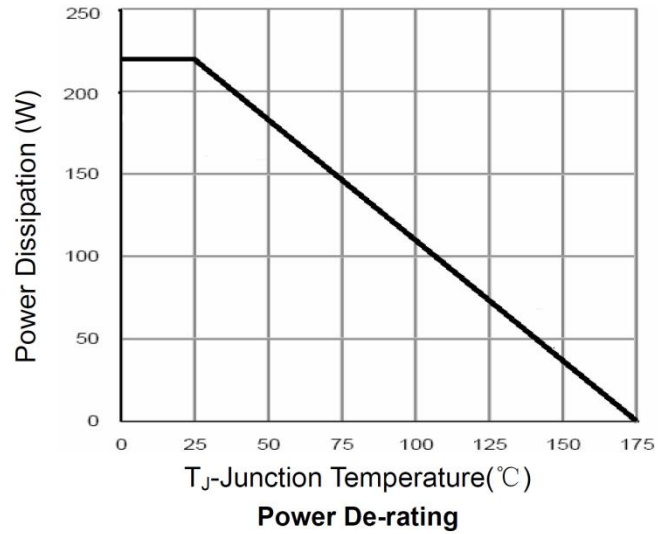
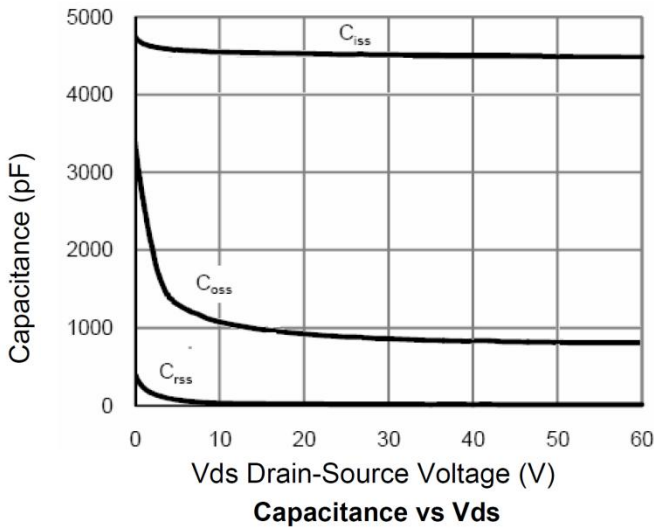
Parameter	Symbol	Conditions	Min.	Typ.	Max.	Unit
Static Characteristics						
Drain-Source Breakdown Voltage	BV_{DSS}	$V_{GS}=0V, I_D=250\mu A$	60	---	---	V
Drain-Source Leakage Current	I_{DSS}	$V_{DS}=48V, V_{GS}=0V$	---	---	1	μA
Gate-Source Leakage Current	I_{GSS}	$V_{GS}=\pm 20V, V_{DS}=0V$	---	---	± 100	nA
Gate Threshold Voltage	$V_{GS(th)}$	$V_{GS}=V_{DS}, I_D=250\mu A$	1.0	1.7	2.5	V
Static Drain-Source On-Resistance ²	$R_{DS(on)}$	$V_{GS}=10V, I_D=20A$	---	3.7	4.7	$m\Omega$
		$V_{GS}=4.5V, I_D=20A$	---	4.6	6.2	$m\Omega$
Dynamic characteristics						
Input Capacitance	C_{iss}	$V_{DS}=30V, V_{GS}=0V, f=1MHz$	---	4250	---	pF
Output Capacitance	C_{oss}		---	975	---	
Reverse Transfer Capacitance	C_{rss}		---	41	---	
Switching Characteristics						
Total Gate Charge	Q_g	$V_{DS}=30V, V_{GS}=10V, I_D=20A$	---	68	---	nC
Gate-Source Charge	Q_{gs}		---	19	---	
Gate-Drain Charge	Q_{gd}		---	14	---	
Turn-On Delay Time	$T_{d(on)}$	$V_{DD}=30V, V_{GS}=10V, R_G=4.7\Omega, I_D=20A$	---	6	---	ns
Rise Time	T_r		---	12	---	
Turn-Off Delay Time	$T_{d(off)}$		---	24	---	
Fall Time	T_f		---	5	---	
Diode Characteristics						
Diode Forward Voltage ²	V_{SD}	$V_{GS}=0V, I_S=1A, T_J=25^\circ C$	---	---	1.2	V

Note :

- The data tested by surface mounted on a 1 inch² FR-4 board with 2OZ copper.
- The data tested by pulsed , pulse width $\leq 300\mu s$, duty cycle $\leq 2\%$
- The EAS data shows Max. rating . The test condition is $V_{DD}=30V, V_{GS}=10V, L=0.5mH, R_G=25\Omega$
- The power dissipation is limited by 150°C junction temperature
- The data is theoretically the same as I_D and I_{DM} , in real applications , should be limited by total power dissipation.

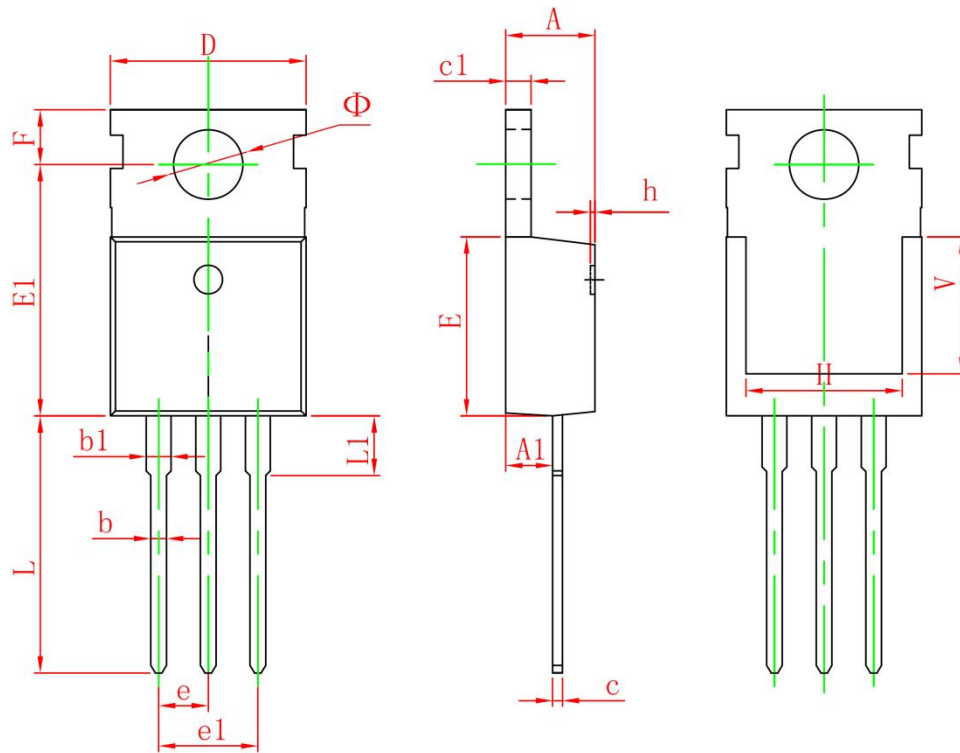
Typical Characteristics







TO-220-3L Package Information



Symbol	Dimensions In Millimeters		Dimensions In Inches	
	Min.	Max.	Min.	Max.
A	4.400	4.600	0.173	0.181
A1	2.250	2.550	0.089	0.100
b	0.710	0.910	0.028	0.036
b1	1.170	1.370	0.046	0.054
c	0.330	0.650	0.013	0.026
c1	1.200	1.400	0.047	0.055
D	9.910	10.250	0.390	0.404
E	8.950	9.750	0.352	0.384
E1	12.650	13.050	0.498	0.514
e	2.540 TYP.		0.100 TYP.	
e1	4.980	5.180	0.196	0.204
F	2.650	2.950	0.104	0.116
H	7.900	8.100	0.311	0.319
h	0.000	0.300	0.000	0.012
L	12.900	13.400	0.508	0.528
L1	2.850	3.250	0.112	0.128
V	6.900 REF.		0.276 REF.	
Φ	3.400	3.800	0.134	0.150

X-ON Electronics

Largest Supplier of Electrical and Electronic Components

Click to view similar products for [MOSFET](#) category:

Click to view products by [Siliup](#) manufacturer:

Other Similar products are found below :

[IRFD120](#) [IRFY240C](#) [JANTX2N5237](#) [2SK2267\(Q\)](#) [BUK455-60A/B](#) [MIC4420CM-TR](#) [VN1206L](#) [NDP4060](#) [SI4482DY](#)
[IPS70R2K0CEAKMA1](#) [SQD23N06-31L-GE3](#) [TK16J60W,S1VQ\(O](#) [2SK2614\(TE16L1,Q\)](#) [DMN1017UCP3-7](#) [EFC2J004NUZTDG](#)
[DMN1053UCP4-7](#) [SQJ469EP-T1-GE3](#) [NTE2384](#) [DMC2700UDMQ-7](#) [DMN2080UCB4-7](#) [DMN61D9UWQ-13](#) [US6M2GTR](#)
[DMN31D5UDJ-7](#) [DMP22D4UFO-7B](#) [DMN1006UCA6-7](#) [DMN16M9UCA6-7](#) [STF5N65M6](#) [IRF40H233XTMA1](#) [STU5N65M6](#)
[DMN6022SSD-13](#) [DMN13M9UCA6-7](#) [DMTH10H4M6SPS-13](#) [DMN2990UFB-7B](#) [IPB80P04P405ATMA2](#) [2N7002W-G](#) [MCAC30N06Y-](#)
[TP](#) [MCQ7328-TP](#) [NTMC083NP10M5L](#) [NVMFS2D3P04M8LT1G](#) [BXP7N65D](#) [BXP4N65F](#) [AOL1454G](#) [WMJ80N60C4](#) [BXP2N20L](#)
[BXP2N65D](#) [BXT1150N10J](#) [BXT1700P06M](#) [TSM60NB380CP](#) [ROG](#) [RQ7L055BGTCR](#) [DMNH15H110SK3-13](#)