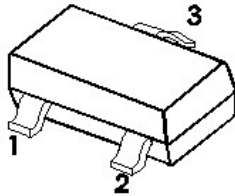


## BAT54A-C-S

Rev.2.0

### SOT-23



## SOT-23 贴片塑封肖特基二极管 SOT-23 Plastic-Encapsulate Schottky Barrier Diode





### 特征 Features

- 大电流承受能力。High Current Capability
- 正向压降低。Low Forward Voltage Drop
- 开关速度快。Extremely Fast Switching Speed

### 机械数据 Mechanical Data

- 封装: SOT-23 封装 SOT-23 Small Outline Plastic Package
- 环氧树脂 UL 易燃等级 Epoxy UL: 94V-0
- 安装位置: 任意 Mounting Position: Any

### MARKING:

BAT54	BAT54A	BAT54C	BAT54S
			

### 极限值和温度特性(TA = 25℃ 除非另有规定)

#### Maximum Ratings & Thermal Characteristics (Ratings at 25℃ ambient temperature unless otherwise specified.)

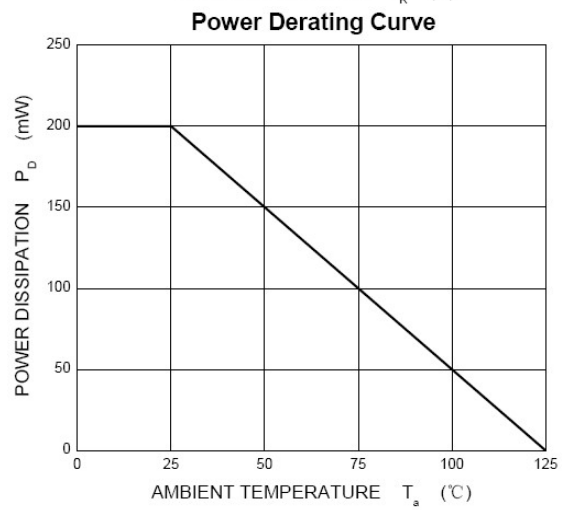
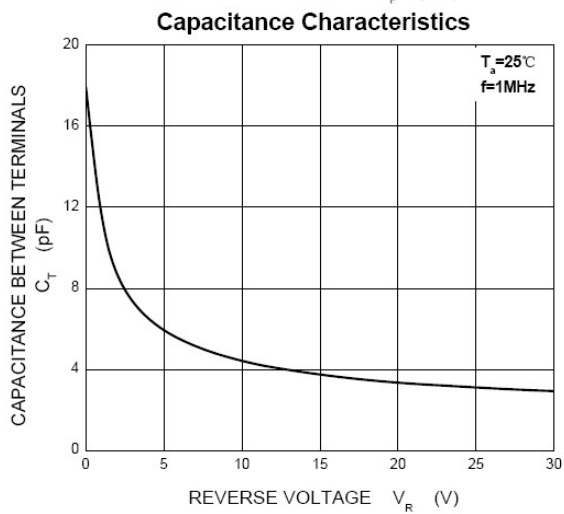
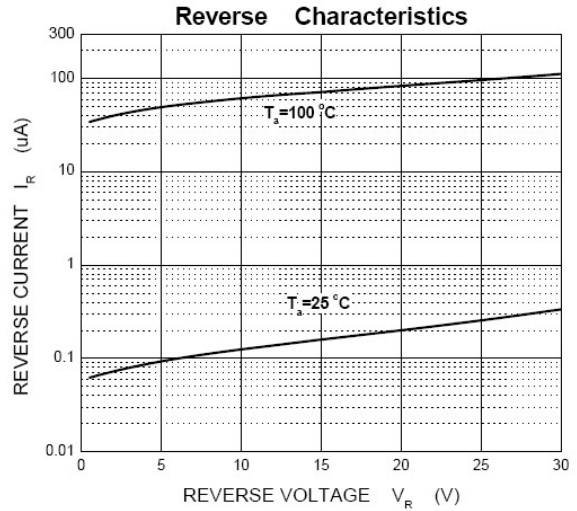
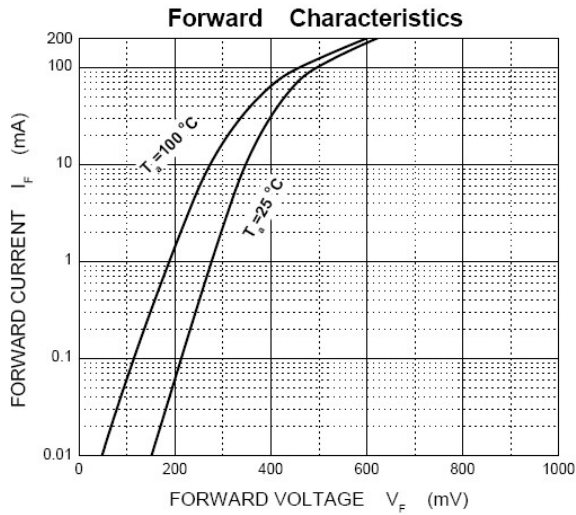
参数 Parameters	符号 Symbol	界限 Limit	单位 Unit
最大可重复峰值反向电压 Maximum repetitive peak reverse voltage	VRRM	30	V
最大均方根电压 Maximum RMS voltage	VRMS	21	V
最大直流阻断电压 Maximum DC blocking voltage	VDC	30	V
最大正向平均整流电流 Maximum average forward rectified current	IFM	200	mA
峰值正向浪涌电流 8.3ms 单一正弦半波 Peak forward surge current 8.3 ms single half sine-wave	IFSM	600	mA
典型热阻 Typical thermal resistance	RθJA	500	℃/W
功率消耗 Power Dissipation	PD	200	mW
结温 Junction Temperature	Tj	125	℃
存储温度 Storage temperature range	TSTG	-50-+150	℃

### 电特性 (TA = 25℃ 除非另有规定)

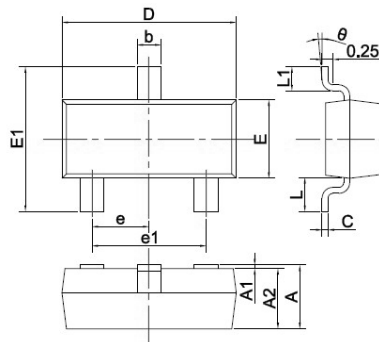
#### Electrical Characteristics (Ratings at 25℃ ambient temperature unless otherwise specified).

参数 Parameters	符号 Symbol	测试条件 Test conditions	Min	Typ	Max	单位 Unit
最大正向电压 Maximum forward voltage	VF1	IF = 0.1mA			240	mV
	VF2	IF = 1.0mA			320	
	VF3	IF = 10mA			400	
	VF4	IF = 30mA			500	
	VF5	IF = 100mA			1000	
最大反向电压 Maximum reverse breakdown voltage	VR	IR=100uA	30			V
最大反向电流 Maximum reverse current	IR	VR=25V			2.0	uA
典型结电容 Type junction capacitance	Cj	VR = 1.0V, f = 1MHz			10	pF
反向恢复时间 Reverse Recovery time	trr	IF=IR=10mA Irr=0.1XIR, RL=100 Ω			5	ns

## Typical Characteristics



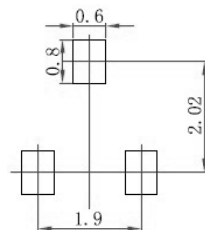
## SOT-23 PACKAGE OUTLINE Plastic surface mounted package



SYMBOL	DIMENSIONS	
	MIN.	MAX.
A	0.900	1.150
A1	0.000	0.100
A2	0.900	1.050
b	0.300	0.500
c	0.080	0.150
D	2.800	3.000
E	1.200	1.400
E1	2.250	2.550
e	0.950TYP	
e1	1.800	2.000
L	0.550REF	
L1	0.300	0.500
theta	0°	8°

Unit: mm

焊盘设计参考 Precautions: PCB Design (Recommended land dimensions for SOT-23 diode. Electrode patterns for PCBs)



- Note:
- Controlling dimension; in millimeters.
  - General tolerance:  $\pm 0.05\text{mm}$ .
  - The pad layout is for reference purposes only.

## X-ON Electronics

Largest Supplier of Electrical and Electronic Components

*Click to view similar products for [Schottky Diodes & Rectifiers](#) category:*

*Click to view products by [SINEDEVICE](#) manufacturer:*

Other Similar products are found below :

[MA4E2039](#) [MMBD301M3T5G](#) [HFA35HB60C](#) [RB160M-50TR](#) [D83C](#) [BAS16E6433HTMA1](#) [BAS 3010S-02LRH](#) [E6327](#) [BAT 54-02LRH](#)  
[E6327](#) [NRVBAF360T3G](#) [NSR05F40QNXT5G](#) [NTE555](#) [JANS1N6640](#) [SS3003CH-TL-E](#) [GA01SHT18](#) [CRS10I30A\(TE85L,QM](#)  
[MBRA140TRPBF](#) [MBRB30H30CT-1G](#) [BAT 15-04R](#) [E6152](#) [JANTX1N5712-1](#) [DMJ3940-000](#) [SB007-03C-TB-E](#) [NRVBB20100CTT4G](#)  
[NRVBM120LT1G](#) [NTSB30U100CT-1G](#) [CRG04\(T5L,TEMQ\)](#) [ACDBA1100LR-HF](#) [ACDBA1200-HF](#) [ACDBA240-HF](#) [ACDBA3100-HF](#)  
[CDBQC0530L-HF](#) [ACDBA260LR-HF](#) [ACDBA1100-HF](#) [10BQ015-M3/5BT](#) [NRVBM120ET1G](#) [VSSB410S-M3/5BT](#) [1N5819T-G](#)  
[PDS1040Q-13](#) [B160BQ-13-F](#) [SDM05U20CSP-7](#) [BAS 70-07](#) [E6433](#) [B140S1F-7](#) [HSM560Je3/TR13](#) [DDB2265-000](#) [ZHCS506QTA](#)  
[HSM190Je3/TR13](#) [B330AF-13](#) [ACDBUC0230-HF](#) [SDM1U100S1F-7](#) [MBR10200CTF-G1](#) [CDLL5712](#)