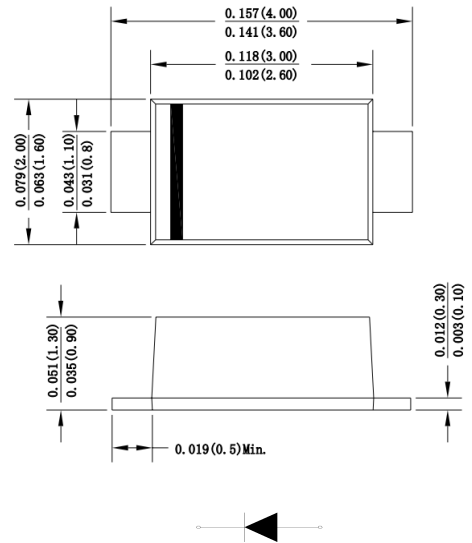


3.0Amp Surface Mounted Schottky Barrier Rectifiers

Features

- ◆ The plastic package carries Underwriters Laboratory Flammability Classification 94V-0
- ◆ For surface mounted applications
- ◆ Built-in strain relief, ideal for automated placement
- ◆ Low reverse leakage
- ◆ High forward surge current capability
- ◆ High temperature soldering guaranteed
250°C/10 seconds at terminals
- ◆ High reliability application and automotive grade

SOD123FL



Dimensions in inches and (millimeters)

Mechanical Data

Case : Molded plastic body

Terminals : Solder plated, solderable per MIL-STD-750, Method 2026

Polarity : Polarity symbol marking on body

Mounting Position : Any

Weight : 0.0007 ounce, 0.02 grams

Maximum Ratings And Electrical Characteristics

Ratings at 25°C ambient temperature unless otherwise specified. Single phase half-wave 60Hz, resistive or inductive load, for capacitive load current derate by 20%.

Parameter	SYMBOLS	K32	K34	K36	K38	K310	K315	K320	UNITS
Maximum repetitive peak reverse voltage	V_{RRM}	20	40	60	80	100	150	200	V
Maximum RMS voltage	V_{RMS}	14	28	42	56	70	105	140	V
Maximum DC blocking voltage	V_{DC}	20	40	60	80	100	150	200	V
Maximum average forward rectified current at $T_L=100^\circ\text{C}$	$I_{(AV)}$	3.0							A
Peak forward surge current, 8.3ms single half sine-wave superimposed on rated load	I_{FSM}	70.0							A
Maximum instantaneous forward voltage at 3.0A	V_F	0.55	0.70	0.85	0.95				V
Maximum DC reverse current at rated DC blocking voltage $T_A=25^\circ\text{C}$ $T_A=125^\circ\text{C}$	I_R	0.5 50			0.05 10			mA	
Typical thermal resistance	R_{qJA}	85.0							$^\circ\text{C}/\text{W}$
Operating junction temperature range	T_J	-55 to +125			-55 to +150				$^\circ\text{C}$
Storage temperature range	T_{STG}	-55 to +150							$^\circ\text{C}$

3.0Amp Surface Mounted Schottky Barrier Rectifiers

Ratings And Characteristic Curves

FIG. 1- DERATING CURVE OUTPUT RECTIFIED CURRENT

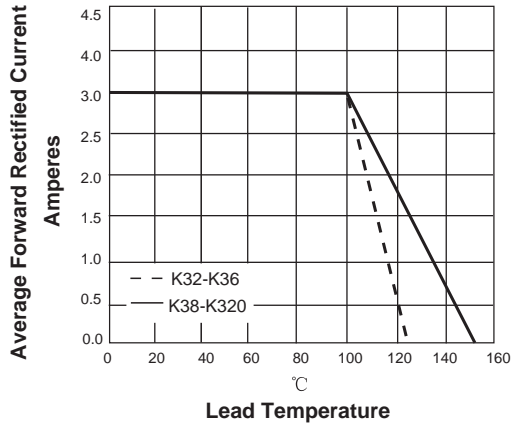


FIG. 2-MAXIMUM NON-REPETITIVE PEAK FORWARD SURGE CURRENT PER LEG

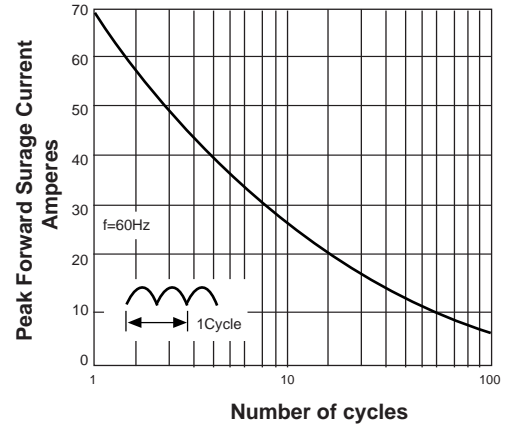


FIG. 3-TYPICAL FORWARD VOLTAGE CHARACTERISTICS

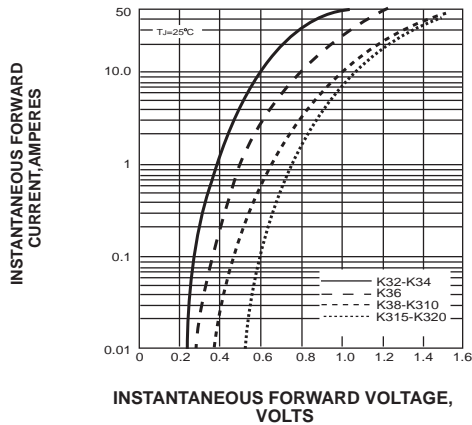
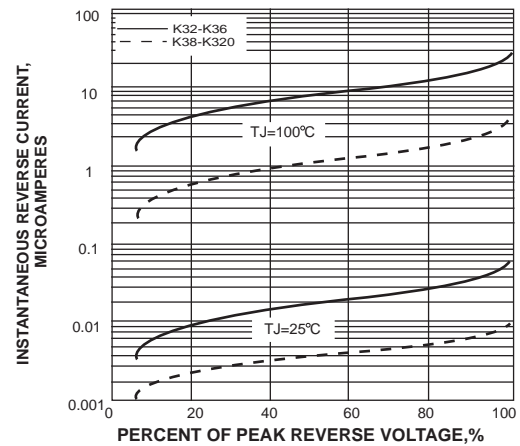
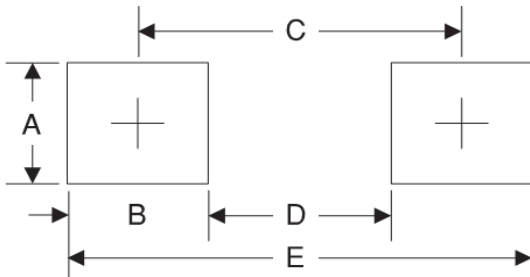


FIG. 4-TYPICAL REVERSE LEAKAGE CHARACTERISTICS

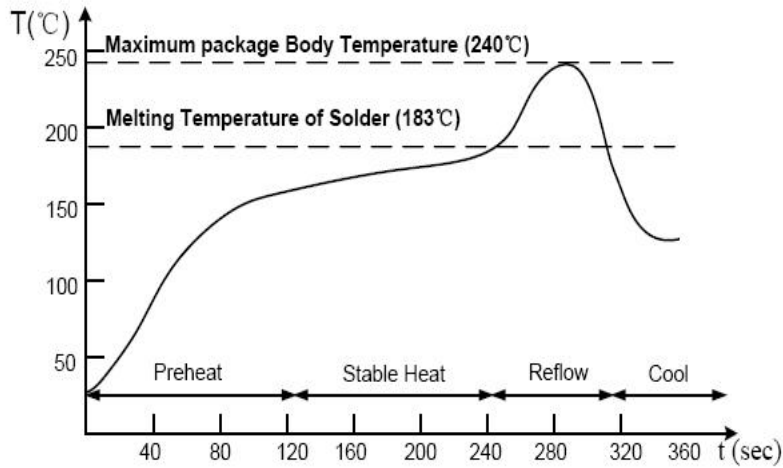


Suggested Pad Layout



Symbol	Unit (mm)	Unit (inch)
A	1.2	0.048
B	1.15	0.045
C	3.10	0.122
D	1.95	0.077
E	4.25	0.167

Suggested Soldering Temperature Profile

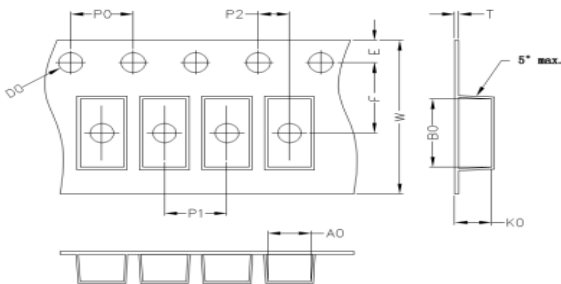


Note

- Recommended reflow methods: IR, vapor phase oven, hot air oven, wave solder.
- The device can be exposed to a maximum temperature of 265°C for 10 seconds.
- Devices can be cleaned using standard industry methods and solvents.
- If reflow temperatures exceed the recommended profile, devices may not meet the performance requirements.

Package Information

Carrier Dimension(mm)



A0	B0	K0	D0	E	F
2.15	3.95	1.35	1.55	1.75	3.50
P0	P1	P2	T	W	Tolerance
4.0	4.0	2.0	0.25	8	0.1

Package Specifications

Package	Reel Size	Reel DIA. (mm)	Q'TY/Reel (Kpcs)	Box Size (mm)	QTY/Box (Kpcs)	Carton Size (mm)	Q'TY/Carton (Kpcs)
SOD123FL	7'	178	3	180	15	380*200*200	150

X-ON Electronics

Largest Supplier of Electrical and Electronic Components

Click to view similar products for [Schottky Diodes & Rectifiers](#) category:

Click to view products by [SINEDEVICE](#) manufacturer:

Other Similar products are found below :

[MA4E2039](#) [MMBD301M3T5G](#) [HFA35HB60C](#) [RB160M-50TR](#) [D83C](#) [BAS16E6433HTMA1](#) [BAS 3010S-02LRH](#) [E6327](#) [BAT 54-02LRH](#)
[E6327](#) [NRVBAF360T3G](#) [NSR05F40QNXT5G](#) [NTE555](#) [JANS1N6640](#) [SS3003CH-TL-E](#) [GA01SHT18](#) [CRS10I30A\(TE85L,QM](#)
[MBRA140TRPBF](#) [MBRB30H30CT-1G](#) [BAT 15-04R](#) [E6152](#) [JANTX1N5712-1](#) [DMJ3940-000](#) [SB007-03C-TB-E](#) [NRVBB20100CTT4G](#)
[NRVBM120LT1G](#) [NTSB30U100CT-1G](#) [CRG04\(T5L,TEMQ\)](#) [ACDBA1100LR-HF](#) [ACDBA1200-HF](#) [ACDBA240-HF](#) [ACDBA3100-HF](#)
[CDBQC0530L-HF](#) [ACDBA260LR-HF](#) [ACDBA1100-HF](#) [10BQ015-M3/5BT](#) [NRVBM120ET1G](#) [VSSB410S-M3/5BT](#) [1N5819T-G](#)
[PDS1040Q-13](#) [B160BQ-13-F](#) [SDM05U20CSP-7](#) [BAS 70-07](#) [E6433](#) [B140S1F-7](#) [HSM560Je3/TR13](#) [DDB2265-000](#) [ZHCS506QTA](#)
[HSM190Je3/TR13](#) [B330AF-13](#) [ACDBUC0230-HF](#) [SDM1U100S1F-7](#) [MBR10200CTF-G1](#) [CDLL5712](#)