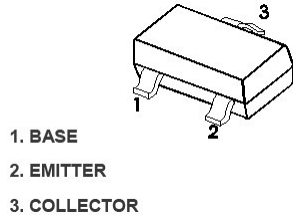


S8550 TRANSISTOR(PNP)

Rev.2.0

SOT-23

SOT-23 贴片塑封三极管  
SOT-23 Plastic-Encapsulate Transistors



Marking: 2TY

特征 Features

- I 与 S8050 配对; Complementary to S8050
- I 最大功率耗散 300mW; Power Dissipation of 300mW
- I 高稳定性和可靠性。High Stability and High Reliability

机械数据 Mechanical Data

- I 封装: SOT-23 封装 SOT-23 Small Outline Plastic Package
- I 环氧树脂UL 易燃等级Epoxy UL: 94V-0
- I 安装位置: 任意 Mounting Position: Any

极限值和温度特性(TA = 25°C 除非另有规定)

Maximum Ratings & Thermal Characteristics (Ratings at 25°C ambient temperature unless otherwise specified.)

参数 Parameters	符号 Symbol	数值 Value	单位 Unit
Collector-Base Voltage	V <sub>CBO</sub>	-40	V
Collector-Emitter Voltage	V <sub>CEO</sub>	-25	V
Emitter -Base Voltage	V <sub>EBO</sub>	-5	V
Collector Current-Continuous	I <sub>c</sub>	-500	mA
Collector Power Dissipation	P <sub>c</sub>	300	mW
Junction Temperature	T <sub>j</sub>	150	°C
Storage Temperature	T <sub>stg</sub>	-55-+150	°C
Thermal resistance From junction to ambient	R <sub>θJA</sub>	417	°C/W

电特性 (TA = 25°C 除非另有规定)

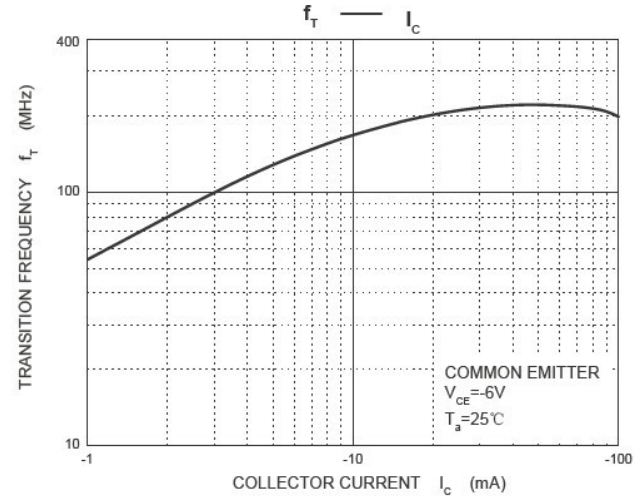
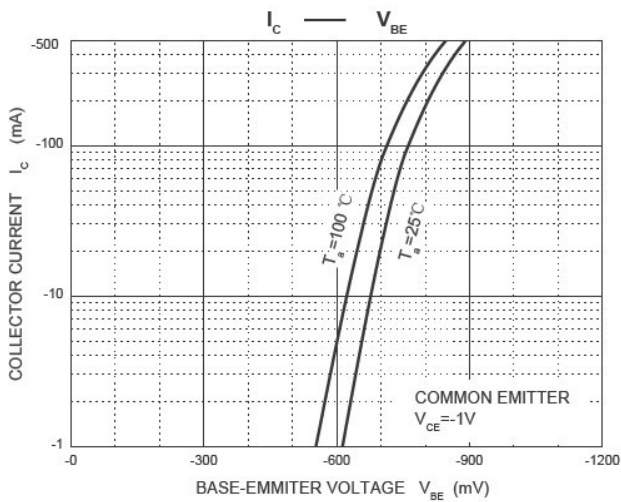
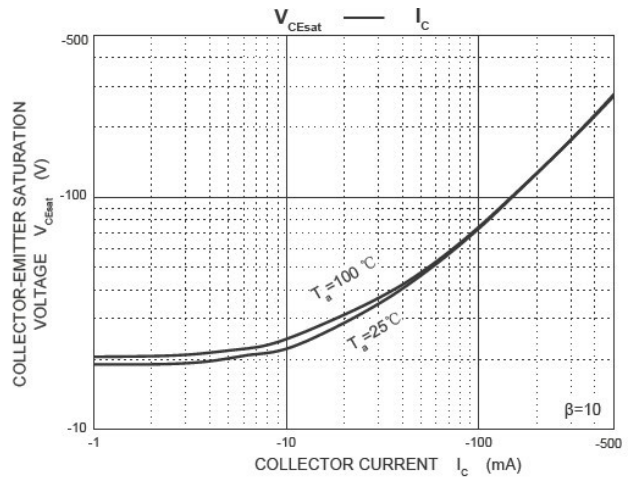
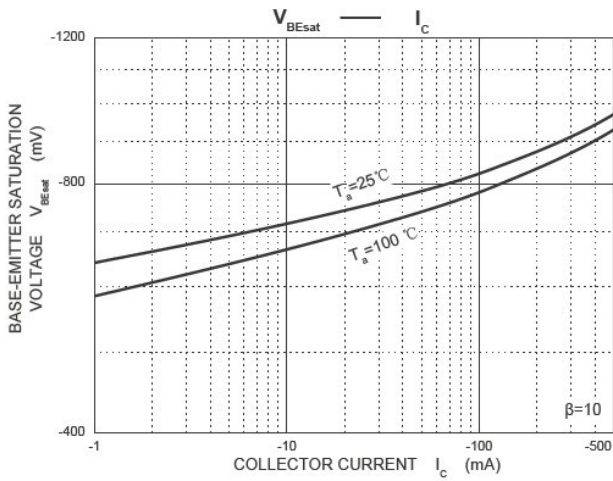
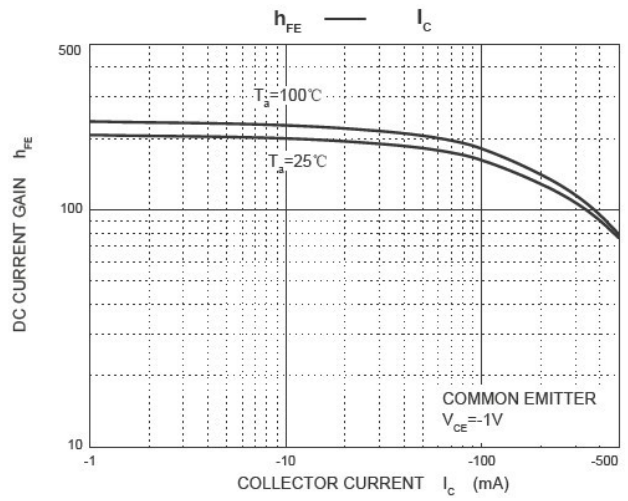
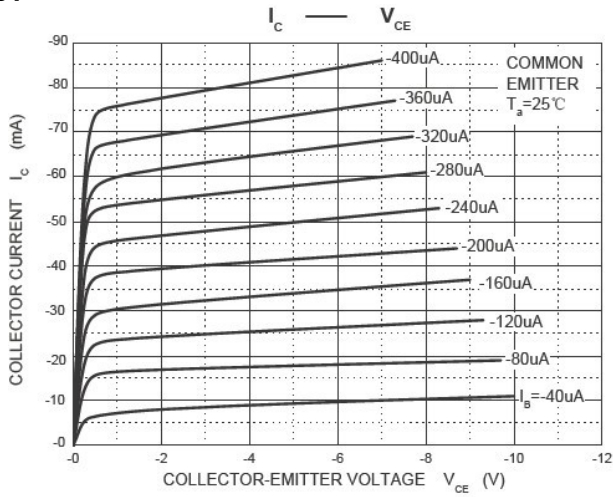
Electrical Characteristics (Ratings at 25°C ambient temperature unless otherwise specified).

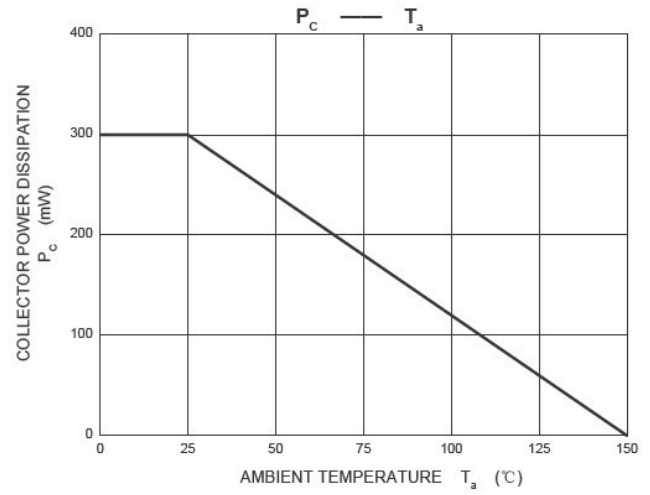
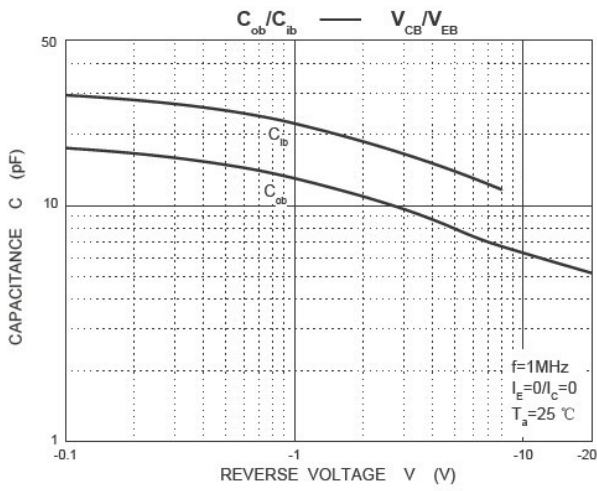
参数 Parameter	符号 Symbols	测试条件 Test Condition	界限 Limits		单位 Unit
			Min	Max	
Collector-base breakdown voltage	V(BR)CBO	I <sub>C</sub> =-100uA, I <sub>E</sub> =0	-40		V
Collector-emitter breakdown voltage	V(BR)CEO	I <sub>C</sub> =-1mA, I <sub>B</sub> =0	-25		V
Emitter-base breakdown voltage	V(BR)EBO	I <sub>E</sub> =-100uA, I <sub>C</sub> =0	-5		V
Collector cut-off current	I <sub>CEO</sub>	V <sub>CE</sub> =-20V, I <sub>B</sub> =0		-100	nA
Collector cut-off current	I <sub>CBO</sub>	V <sub>CB</sub> =-40V, I <sub>E</sub> =0		-100	nA
Emitter cut-off current	I <sub>EBO</sub>	V <sub>EB</sub> =-3V, I <sub>C</sub> =0		-100	nA
DC current gain	h <sub>FE</sub> (1)	V <sub>CE</sub> =-1V, I <sub>C</sub> =-50mA	120	400	
	h <sub>FE</sub> (2)	V <sub>CE</sub> =-1V, I <sub>C</sub> =-500mA	50		
Collector-emitter saturation voltage	V <sub>CE(sat)</sub>	I <sub>C</sub> =-500mA, I <sub>B</sub> =-50mA		-0.60	V
Base -emitter saturation voltage	V <sub>BE(sat)</sub>	I <sub>C</sub> =-500mA, I <sub>B</sub> =-50mA		-1.20	V
Transition frequency	f <sub>T</sub>	V <sub>CE</sub> =-6V, I <sub>C</sub> =-20mA, f=30MHz	150		MHz

CLASSIFICATION OF h<sub>FE</sub>(1)

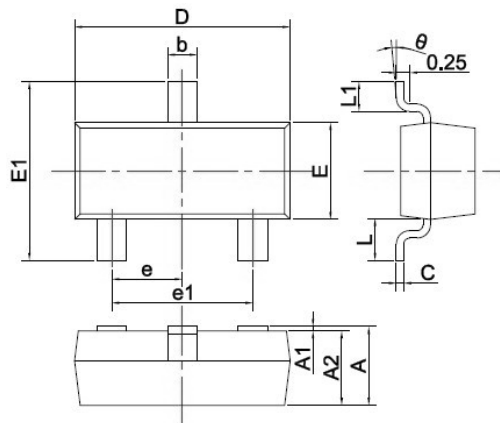
RANK	L	H	J
RANGE	120-200	200-350	300-400

Typical characteristics





**SOT-23 PACKAGE OUTLINE** Plastic surface mounted package

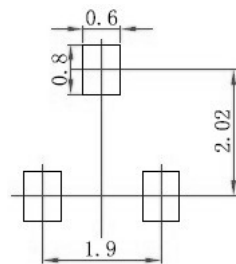


SYMBOL	DIMENSIONS	
	MIN.	MAX.
A	0.900	1.150
A1	0.000	0.100
A2	0.900	1.050
b	0.300	0.500
c	0.080	0.150
D	2.800	3.000
E	1.200	1.400
E1	2.250	2.550
e	0.950TYP	
e1	1.800	2.000
L	0.550REF	
L1	0.300	0.500
θ	0°	8°

Unit: mm

焊盘设计参考 Precautions: PCB Design

Recommended land dimensions for SOT-23 diode. Electrode patterns for PCBs



- Note:
1. Controlling dimension; In millimeters.
  2. General tolerance: ± 0.05mm.
  3. The pad layout is for reference purposes only.

## X-ON Electronics

Largest Supplier of Electrical and Electronic Components

*Click to view similar products for [Bipolar Transistors - BJT category](#):*

*Click to view products by [SINEDEVICE manufacturer](#):*

Other Similar products are found below :

[BC559C](#) [MCH4017-TL-H](#) [MMBT-2369-TR](#) [BC546/116](#) [NJVMJD148T4G](#) [NTE16](#) [NTE195A](#) [IMX9T110](#) [2N4401-A](#) [2N6728](#) [2SA1419T-TD-H](#) [2SB1204S-TL-E](#) [2SC5488A-TL-H](#) [FMC5AT148](#) [2N2369ADCSM](#) [2N2907A](#) [2N3904-NS](#) [2N5769](#) [2SC4618TLN](#) [CPH6501-TL-E](#) [BC856BW-13-F](#) [US6T6TR](#) [BAX18/A52R](#) [BC556/112](#) [IMZ2AT108](#) [MMST8098T146](#) [MCH6102-TL-E](#) [BC846B-13-F](#) [2N3879](#) [30A02MH-TL-E](#) [NTE13](#) [NTE282](#) [NTE323](#) [NTE350](#) [NTE81](#) [JANTX2N2920L](#) [JANSR2N2907AUB](#) [CMLT3946EG TR](#) [SNSS40600CF8T1G](#) [CMLT3906EG TR](#) [GRP-DATA-JANS2N2907AUB](#) [GRP-DATA-JANS2N2222AUA](#) [MMDT3946FL3-7](#) [2N4240](#) [JANS2N3019](#) [MSB30KH-13](#) [2N2221AUB](#) [2SD1815T-TL-E](#) [2N6678](#) [2N2907Ae4](#)