

3.0Amp Surface Mounted Schottky Barrier Rectifiers

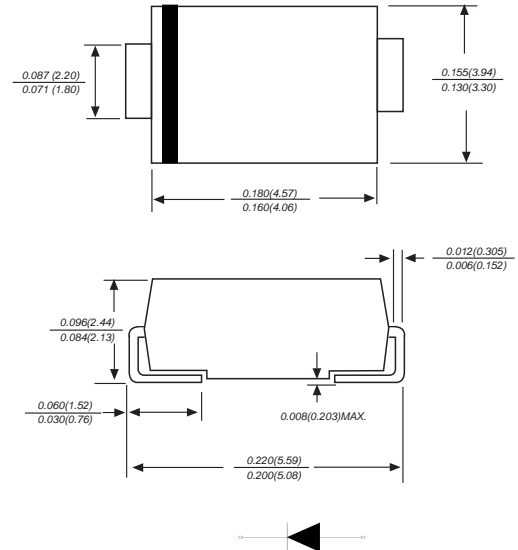
Features

- The plastic package carries Underwriters Laboratory Flammability Classification 94V-0
- For surface mounted applications
- Built-in strain relief, ideal for automated placement
- Low reverse leakage
- High forward surge current capability
- High temperature soldering guaranteed
250°C/10 seconds at terminals

Mechanical Data

Case : Molded plastic body
 Terminals : Solder plated, solderable per MIL-STD-750, Method 2026
 Polarity : Polarity symbol marking on body
 Mounting Position : Any
 Weight : 0.0035 ounce, 0.098 grams

DO-214AA/SMB



Dimensions in inches and (millimeters)

Maximum Ratings And Electrical Characteristics

Ratings at 25°C ambient temperature unless otherwise specified. Single phase half-wave 60Hz, resistive or inductive load, for capacitive load current derate by 20%.

| Parameter | SYMBOLS | SS32B | SS34B | SS36B | SS38B | SS310B | SS315B | SS320B | UNITS |
|--|-------------------|-------------|-------|------------|-------|--------|--------|--------|-------|
| Maximum repetitive peak reverse voltage | V _{RRM} | 20 | 40 | 60 | 80 | 100 | 150 | 200 | V |
| Maximum RMS voltage | V _{RMS} | 14 | 28 | 42 | 56 | 70 | 105 | 140 | V |
| Maximum DC blocking voltage | V _{DC} | 20 | 40 | 60 | 80 | 100 | 150 | 200 | V |
| Maximum average forward rectified current at T _L =100°C | I _(AV) | 3.0 | | | | | | | A |
| Peak forward surge current, 8.3ms single half sine-wave superimposed on rated load | I _{FSM} | 80.0 | | | | | | | A |
| Maximum instantaneous forward voltage at 3.0A | V _F | 0.55 | 0.70 | 0.85 | | 0.95 | | V | |
| Maximum DC reverse current at rated DC blocking voltage T _A =25°C T _A =125°C | I _R | 0.5 50 | | 0.05 10 | | mA | | | |
| Typical thermal resistance | R _{qJA} | 85.0 | | | | | | | °C/W |
| Operating junction temperature range | T _J | -55 to +150 | | | | | | | °C |
| Storage temperature range | T _{STG} | -55 to +150 | | | | | | | °C |

3.0Amp Surface Mounted Schottky Barrier Rectifiers

Ratings And Characteristic Curves

FIG. 1- DERATING CURVE OUTPUT RECTIFIED CURRENT

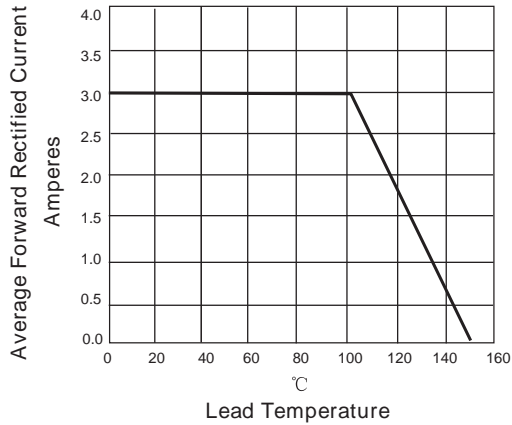


FIG. 2-MAXIMUM NON-REPETITIVE PEAK FORWARD SURGE CURRENT PER LEG

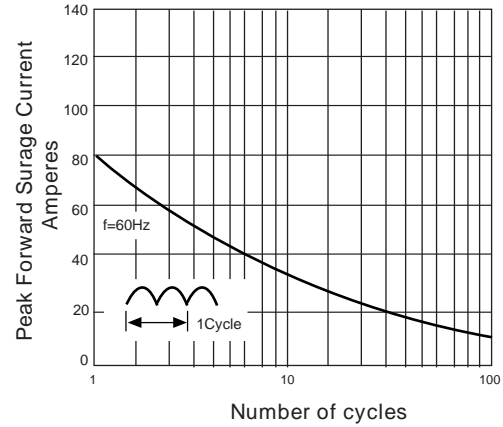


FIG. 3-TYPICAL FORWARD VOLTAGE CHARACTERISTICS

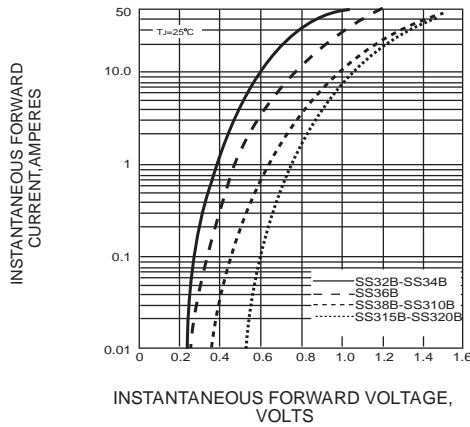
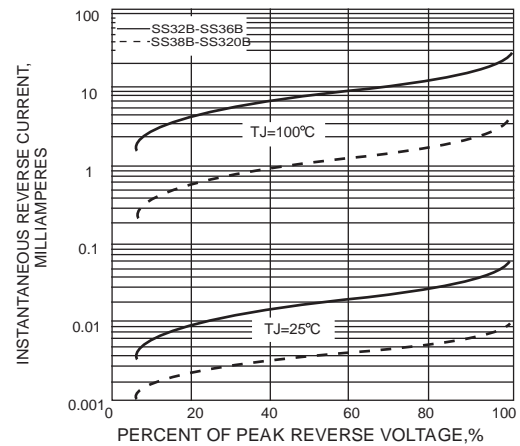
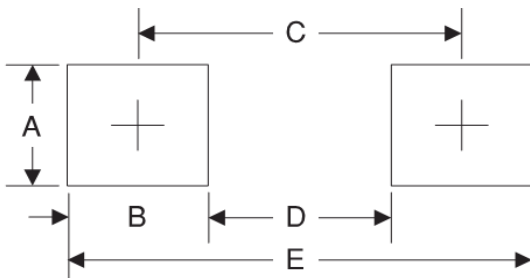


FIG. 4-TYPICAL REVERSE LEAKAGE CHARACTERISTICS



Suggested Pad Layout



| Symbol | Unit (mm) | Unit (inch) |
|--------|-----------|-------------|
| A | 2.30 | 0.091 |
| B | 2.00 | 0.078 |
| C | 4.10 | 0.161 |
| D | 2.10 | 0.083 |
| E | 6.10 | 0.240 |

3.0Amp Surface Mounted Schottky Barrier Rectifiers

Suggested Soldering Temperature Profile

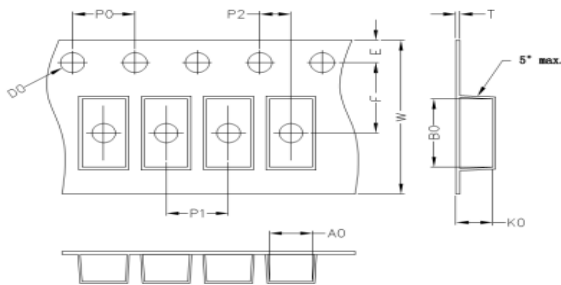


Note

- Recommended reflow methods: IR, vapor phase oven, hot air oven, wave solder.
- The device can be exposed to a maximum temperature of 265°C for 10 seconds.
- Devices can be cleaned using standard industry methods and solvents.
- If reflow temperatures exceed the recommended profile, devices may not meet the performance requirements.

Package Information

Carrier Dimension(mm)



| | | | | | |
|------|------|------|------|------|-----------|
| A0 | B0 | K0 | D0 | E | F |
| 3.80 | 5.40 | 2.45 | 1.55 | 1.75 | 5.50 |
| P0 | P1 | P2 | T | W | Tolerance |
| 4.0 | 8.0 | 2.0 | 0.25 | 12 | 0.1 |

Package Specifications

| Package | Reel Size | Reel DIA. (mm) | Q'TY/Reel (Kpcs) | Box Size (mm) | QTY/Box (Kpcs) | Carton Size (mm) | Q'TY/Carton (Kpcs) |
|---------|-----------|----------------|------------------|---------------|----------------|------------------|--------------------|
| SMB | 13' | 330 | 3.0 | 340 | 6.0 | 360*360*360 | 48 |

X-ON Electronics

Largest Supplier of Electrical and Electronic Components

Click to view similar products for [Schottky Diodes & Rectifiers](#) category:

Click to view products by [SINEDEVICE](#) manufacturer:

Other Similar products are found below :

[MA4E2039](#) [MMBD301M3T5G](#) [HFA35HB60C](#) [RB160M-50TR](#) [D83C](#) [BAS16E6433HTMA1](#) [BAS 3010S-02LRH](#) [E6327](#) [BAT 54-02LRH](#)
[E6327](#) [NRVBAF360T3G](#) [NSR05F40QNXT5G](#) [NTE555](#) [JANS1N6640](#) [SS3003CH-TL-E](#) [GA01SHT18](#) [CRS10I30A\(TE85L,QM](#)
[MBRA140TRPBF](#) [MBRB30H30CT-1G](#) [BAT 15-04R](#) [E6152](#) [JANTX1N5712-1](#) [DMJ3940-000](#) [SB007-03C-TB-E](#) [NRVBB20100CTT4G](#)
[NRVBM120LT1G](#) [NTSB30U100CT-1G](#) [CRG04\(T5L,TEMQ\)](#) [ACDBA1100LR-HF](#) [ACDBA1200-HF](#) [ACDBA240-HF](#) [ACDBA3100-HF](#)
[CDBQC0530L-HF](#) [ACDBA260LR-HF](#) [ACDBA1100-HF](#) [10BQ015-M3/5BT](#) [NRVBM120ET1G](#) [VSSB410S-M3/5BT](#) [1N5819T-G](#)
[PDS1040Q-13](#) [B160BQ-13-F](#) [SDM05U20CSP-7](#) [BAS 70-07](#) [E6433](#) [B140S1F-7](#) [HSM560Je3/TR13](#) [DDB2265-000](#) [ZHCS506QTA](#)
[HSM190Je3/TR13](#) [B330AF-13](#) [ACDBUC0230-HF](#) [SDM1U100S1F-7](#) [MBR10200CTF-G1](#) [CDLL5712](#)