

**5.0Amp Surface Mounted Schottky Barrier Rectifiers**

**Features**

- ◆ The plastic package carries Underwriters Laboratory Flammability Classification 94V-0
- ◆ For surface mounted applications
- ◆ Built-in strain relief,ideal for automated placement
- ◆ Low reverse leakage
- ◆ High forward surge current capability
- ◆ High temperature soldering guaranteed  
250°C/10 seconds at terminals

**Mechanical Data**

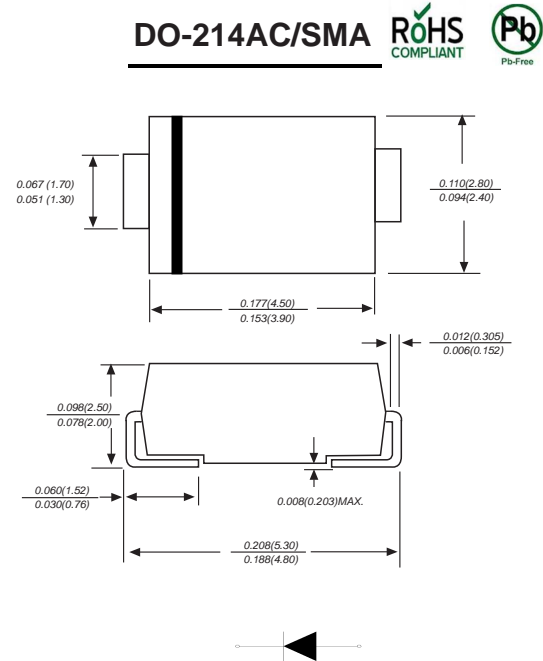
**Case :** Molded plastic body

**Terminals :** Solder plated, solderable per MIL-STD-750,Method 2026

**Polarity :** Polarity symbol marking on body

**Mounting Position :** Any

**Weight :** 0.0023 ounce, 0.07 grams



Dimensions in inches and (millimeters)

**Maximum Ratings And Electrical Characteristics**

Ratings at 25°C ambient temperature unless otherwise specified. Single phase half-wave 60Hz, resistive or inductive load, for capacitive load current derate by 20%.

Parameter	SYMBOLS	SS52	SS54	SS56	SS58	SS510	SS515	SS520	UNITS
Maximum repetitive peak reverse voltage	V <sub>RRM</sub>	20	40	60	80	100	150	200	V
Maximum RMS voltage	V <sub>RMS</sub>	14	28	42	56	70	105	140	V
Maximum DC blocking voltage	V <sub>DC</sub>	20	40	60	80	100	150	200	V
Maximum average forward rectified current at T <sub>L</sub> =100°C	I <sub>(AV)</sub>	5.0							A
Peak forward surge current, 8.3ms single half sine-wave superimposed on rated load	I <sub>FSM</sub>	120.0							A
Maximum instantaneous forward voltage at 5.0A	V <sub>F</sub>	0.55	0.70	0.85	0.95				V
Maximum DC reverse current at rated DC blocking voltage T <sub>A</sub> =25°C T <sub>A</sub> =125°C	I <sub>R</sub>	0.5 50		0.05 10					mA
Typical thermal resistance	R <sub>qJA</sub>	80.0							°C/W
Operating junction temperature range	T <sub>J</sub>	-55 to +150							°C
Storage temperature range	T <sub>STG</sub>	-55 to +150							°C

Ratings And Characteristic Curves

FIG. 1- DERATING CURVE OUTPUT RECTIFIED CURRENT

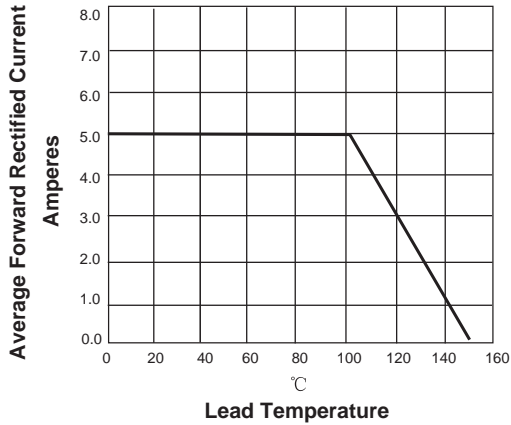


FIG. 2-MAXIMUM NON-REPETITIVE PEAK FORWARD SURGE CURRENT PER LEG

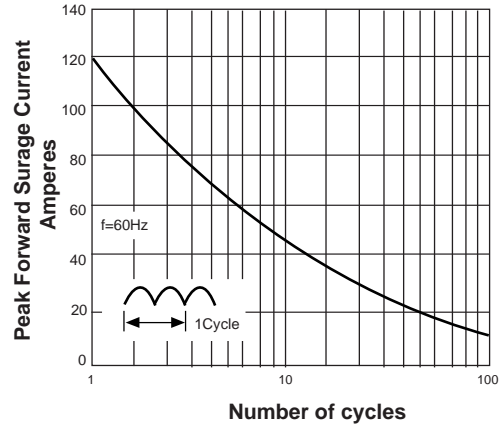


FIG. 3-TYPICAL FORWARD VOLTAGE CHARACTERISTICS

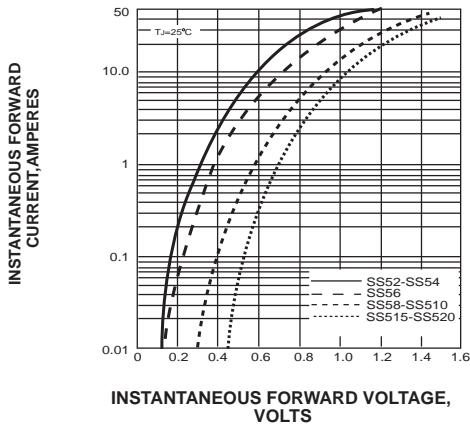
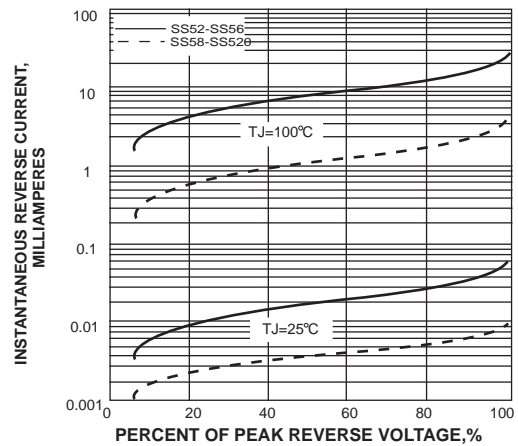
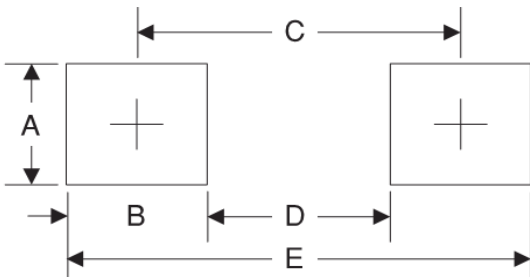


FIG. 4-TYPICAL REVERSE LEAKAGE CHARACTERISTICS



Suggested Pad Layout



Symbol	Unit (mm)	Unit (inch)
A	1.68	0.066
B	1.52	0.060
C	3.90	0.154
D	2.41	0.095
E	5.45	0.215

**Suggested Soldering Temperature Profile**

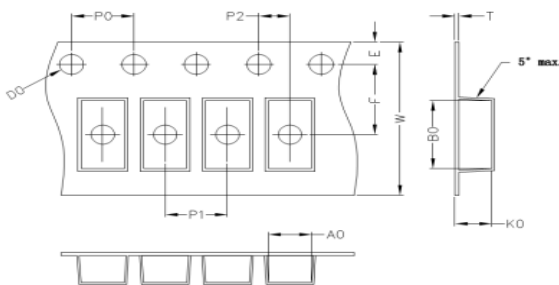


**Note**

- Recommended reflow methods: IR, vapor phase oven, hot air oven, wave solder.
- The device can be exposed to a maximum temperature of 265°C for 10 seconds.
- Devices can be cleaned using standard industry methods and solvents.
- If reflow temperatures exceed the recommended profile, devices may not meet the performance requirements.

**Package Information**

**Carrier Dimension(mm)**



<b>A0</b>	<b>B0</b>	<b>K0</b>	<b>D0</b>	<b>E</b>	<b>F</b>
2.80	5.30	2.36	1.55	1.75	5.50
<b>P0</b>	<b>P1</b>	<b>P2</b>	<b>T</b>	<b>W</b>	<b>Tolerance</b>
4.0	4.0	2.0	0.25	12	0.1

**Package Specifications**

Package	Reel Size	Reel DIA. (mm)	Q'TY/Reel (Kpcs)	Box Size (mm)	QTY/Box (Kpcs)	Carton Size (mm)	Q'TY/Carton (Kpcs)
SMA	11'	278	5	285	10	355*310*310	80
	13'	330	7.5	340	15	360*360*360	120

## X-ON Electronics

Largest Supplier of Electrical and Electronic Components

*Click to view similar products for [Schottky Diodes & Rectifiers](#) category:*

*Click to view products by [SINEDEVICE](#) manufacturer:*

Other Similar products are found below :

[MA4E2039](#) [MMBD301M3T5G](#) [HFA35HB60C](#) [RB160M-50TR](#) [D83C](#) [BAS16E6433HTMA1](#) [BAS 3010S-02LRH](#) [E6327](#) [BAT 54-02LRH](#)  
[E6327](#) [NRVBAF360T3G](#) [NSR05F40QNXT5G](#) [NTE555](#) [JANS1N6640](#) [SS3003CH-TL-E](#) [GA01SHT18](#) [CRS10I30A\(TE85L,QM](#)  
[MBRA140TRPBF](#) [MBRB30H30CT-1G](#) [BAT 15-04R](#) [E6152](#) [JANTX1N5712-1](#) [DMJ3940-000](#) [SB007-03C-TB-E](#) [NRVBB20100CTT4G](#)  
[NRVBM120LT1G](#) [NTSB30U100CT-1G](#) [CRG04\(T5L,TEMQ\)](#) [ACDBA1100LR-HF](#) [ACDBA1200-HF](#) [ACDBA240-HF](#) [ACDBA3100-HF](#)  
[CDBQC0530L-HF](#) [ACDBA260LR-HF](#) [ACDBA1100-HF](#) [10BQ015-M3/5BT](#) [NRVBM120ET1G](#) [VSSB410S-M3/5BT](#) [1N5819T-G](#)  
[PDS1040Q-13](#) [B160BQ-13-F](#) [SDM05U20CSP-7](#) [BAS 70-07](#) [E6433](#) [B140S1F-7](#) [HSM560Je3/TR13](#) [DDB2265-000](#) [ZHCS506QTA](#)  
[HSM190Je3/TR13](#) [B330AF-13](#) [ACDBUC0230-HF](#) [SDM1U100S1F-7](#) [MBR10200CTF-G1](#) [CDLL5712](#)