

5.0Amp Surface Mounted Schottky Barrier Rectifiers

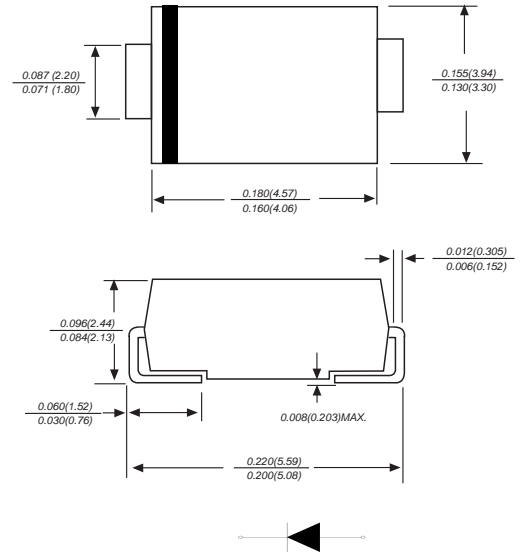
Features

- The plastic package carries Underwriters Laboratory Flammability Classification 94V-0
- For surface mounted applications
- Built-in strain relief,ideal for automated placement
- Low reverse leakage
- High forward surge current capability
- High temperature soldering guaranteed 250°C/10 seconds at terminals

Mechanical Data

Case : Molded plastic body  
 Terminals : Solder plated, solderable per MIL-STD-750,Method 2026  
 Polarity : Polarity symbol marking on body  
 Mounting Position : Any  
 Weight : 0.0035 ounce, 0.098 grams

DO-214AA/SMB



Dimensions in inches and (millimeters)

Maximum Ratings And Electrical Characteristics

Ratings at 25°C ambient temperature unless otherwise specified. Single phase half-wave 60Hz, resistive or inductive load, for capacitive load current derate by 20%.

Parameter	SYMBOLS	SS52B	SS54B	SS56B	SS58B	SS510B	SS515B	SS520B	UNITS
Maximum repetitive peak reverse voltage	V <sub>RRM</sub>	20	40	60	80	100	150	200	V
Maximum RMS voltage	V <sub>RMS</sub>	14	28	42	56	70	105	140	V
Maximum DC blocking voltage	V <sub>DC</sub>	20	40	60	80	100	150	200	V
Maximum average forward rectified current at T <sub>L</sub> =100°C	I <sub>(AV)</sub>	5.0							A
Peak forward surge current, 8.3ms single half sine-wave superimposed on rated load	I <sub>FSM</sub>	120.0							A
Maximum instantaneous forward voltage at 5.0A	V <sub>F</sub>	0.55	0.70	0.85		0.95		V	
Maximum DC reverse current T <sub>A</sub> =25°C at rated DC blocking voltage T <sub>A</sub> =125°C	I <sub>R</sub>	0.5 50		0.05 10		mA			
Typical thermal resistance	R <sub>qJA</sub>	85.0							°C/W
Operating junction temperature range	T <sub>J</sub>	-55 to +150							°C
Storage temperature range	T <sub>STG</sub>	-55 to +150							°C

**Ratings And Characteristic Curves**

FIG. 1- DERATING CURVE OUTPUT RECTIFIED CURRENT

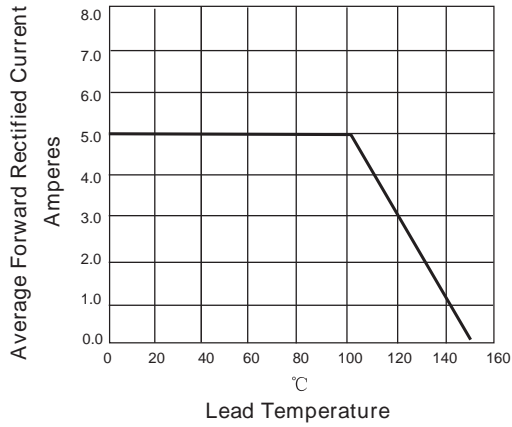


FIG. 2-MAXIMUM NON-REPETITIVE PEAK FORWARD SURGE CURRENT PER LEG

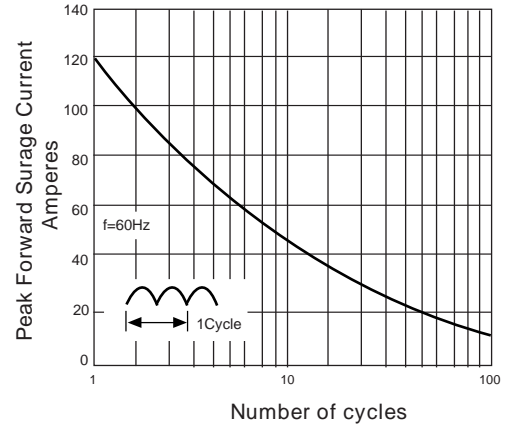


FIG. 3-TYPICAL FORWARD VOLTAGE CHARACTERISTICS

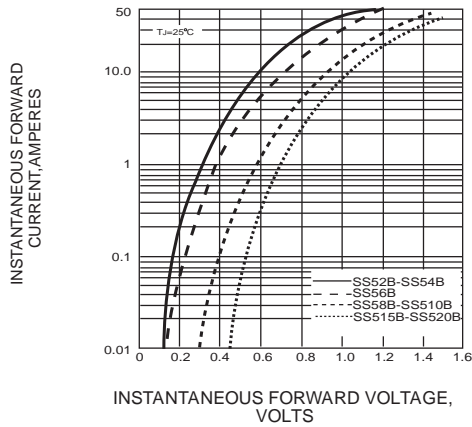
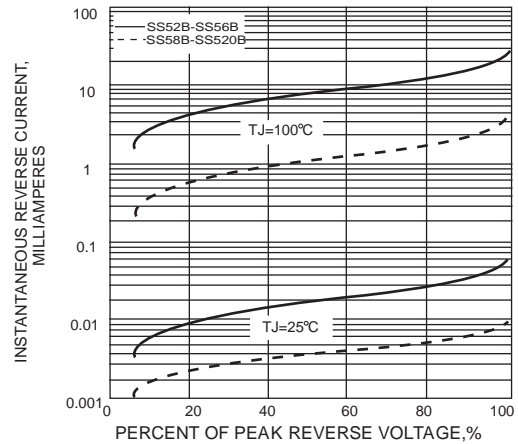
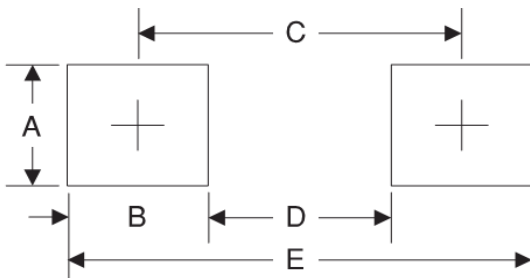


FIG. 4-TYPICAL REVERSE LEAKAGE CHARACTERISTICS

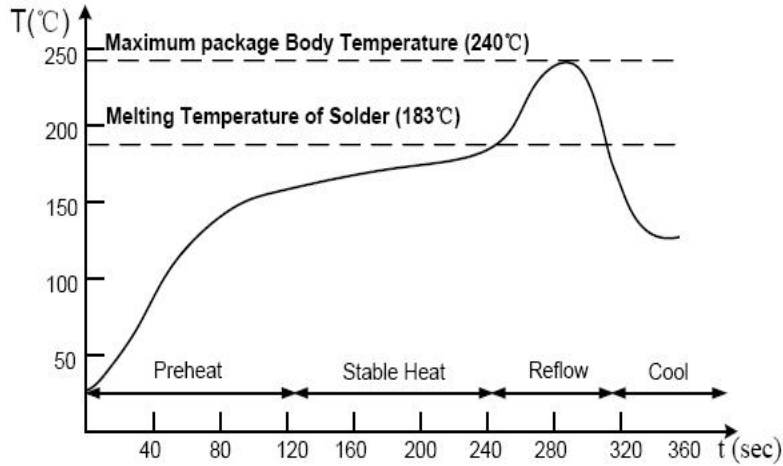


**Suggested Pad Layout**



Symbol	Unit (mm)	Unit (inch)
A	2.30	0.091
B	2.00	0.078
C	4.10	0.161
D	2.10	0.083
E	6.10	0.240

**Suggested Soldering Temperature Profile**

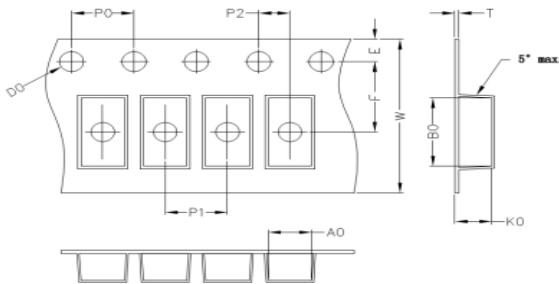


**Note**

- Recommended reflow methods: IR, vapor phase oven, hot air oven, wave solder.
- The device can be exposed to a maximum temperature of 265°C for 10 seconds.
- Devices can be cleaned using standard industry methods and solvents.
- If reflow temperatures exceed the recommended profile, devices may not meet the performance requirements.

**Package Information**

**Carrier Dimension(mm)**



A0	B0	K0	D0	E	F
3.80	5.40	2.45	1.55	1.75	5.50
P0	P1	P2	T	W	Tolerance
4.0	8.0	2.0	0.25	12	0.1

**Package Specifications**

Package	Reel Size	Reel DIA. (mm)	Q'TY/Reel (Kpcs)	Box Size (mm)	Q'TY/Box (Kpcs)	Carton Size (mm)	Q'TY/Carton (Kpcs)
SMB	13'	330	3.0	340	6.0	360*360*360	48

## X-ON Electronics

Largest Supplier of Electrical and Electronic Components

*Click to view similar products for [Schottky Diodes & Rectifiers](#) category:*

*Click to view products by [SINEDEVICE](#) manufacturer:*

Other Similar products are found below :

[MA4E2039](#) [MMBD301M3T5G](#) [HFA35HB60C](#) [RB160M-50TR](#) [D83C](#) [BAS16E6433HTMA1](#) [BAS 3010S-02LRH](#) [E6327](#) [BAT 54-02LRH](#)  
[E6327](#) [NRVBAF360T3G](#) [NSR05F40QNXT5G](#) [NTE555](#) [JANS1N6640](#) [SS3003CH-TL-E](#) [GA01SHT18](#) [CRS10I30A\(TE85L,QM](#)  
[MBRA140TRPBF](#) [MBRB30H30CT-1G](#) [BAT 15-04R](#) [E6152](#) [JANTX1N5712-1](#) [DMJ3940-000](#) [SB007-03C-TB-E](#) [NRVBB20100CTT4G](#)  
[NRVBM120LT1G](#) [NTSB30U100CT-1G](#) [CRG04\(T5L,TEMQ\)](#) [ACDBA1100LR-HF](#) [ACDBA1200-HF](#) [ACDBA240-HF](#) [ACDBA3100-HF](#)  
[CDBQC0530L-HF](#) [ACDBA260LR-HF](#) [ACDBA1100-HF](#) [10BQ015-M3/5BT](#) [NRVBM120ET1G](#) [VSSB410S-M3/5BT](#) [1N5819T-G](#)  
[PDS1040Q-13](#) [B160BQ-13-F](#) [SDM05U20CSP-7](#) [BAS 70-07](#) [E6433](#) [B140S1F-7](#) [HSM560Je3/TR13](#) [DDB2265-000](#) [ZHCS506QTA](#)  
[HSM190Je3/TR13](#) [B330AF-13](#) [ACDBUC0230-HF](#) [SDM1U100S1F-7](#) [MBR10200CTF-G1](#) [CDLL5712](#)