

**重要提醒** (下列条件适用于 SMD 产品系列内的所有零件):

- 请参照技术手册中的建议设计电路板。
- 必须根据回流焊/波峰焊技术规范选择合格的焊料，严格控制焊接温度、时间。
- 焊接工艺会导致产品表面变色。
- 爬锡现象会导致内孔堵塞，因此通孔产品不适用波峰焊，建议采用回流焊。
- 所有产品应在出厂 12 个月内使用，超出有效期会影响可焊性。
- 必须在密封、干燥环境下保存。
- 零件与 PCB 的连接强度由产品、焊盘、焊接效果等因素综合决定
- 必须控制最大锁附扭力，防止元件和 PCB 受到机械破坏。
- 工作电流由 PCB、电缆接头、电缆横截面等因素综合决定。
- 手册中如有标注参考电流，零件使用材料为黄铜 **C3604(H59)**



### Cautions and Warnings:

The following conditions apply to all goods within the product series of Sinhoo PCB SMD

General:

All recommendations according to the general technical specifications of the data-sheet have to be complied with.

The responsibility for the applicability of customer specific products and use in a particular customer design is always within the authority of the customer. All technical specifications for standard products do also apply for customer specific products.

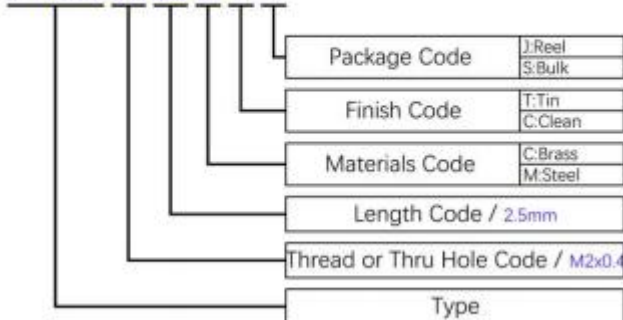
Product Specific:

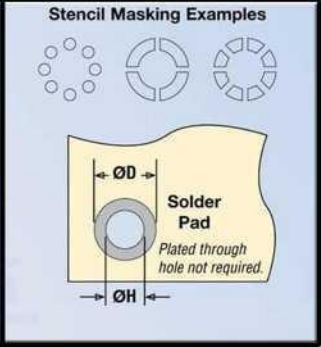
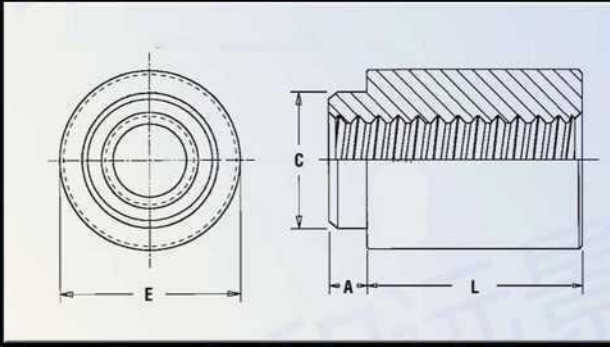
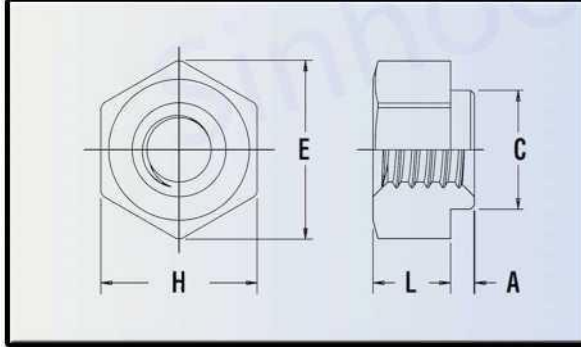
Follow all instructions in the datasheet, especially:

- The solder profile has to be complied with according to the technical reflow soldering specification, otherwise no warranty will be sustained.
- Surface discoloration due to reflow processing is permitted.
- Wave soldering is not applicable. Reflow soldering is recommended.
- All products shall be used before the end of the period of 12 months based on the product date-code, if not a 100% solderability can't be ensured.
- The maximum permissible torques must be complied with to prevent mechanical destruction of the elements and PCB.
- Operating current depends on PCB, cable lug and cross section of the cable.
- The connection strength between parts and PCB is determined by product, pad and welding effect
- If the operating current is marked in the manual, the material used for the parts is brass C3604(H59)

### PART NUMBER DESIGNATION

SMTSO 20 25 C T J





Thread sizes 080, S1, S1.2, S1.4 and M1.6

Therad/thru hole sizes M2, M. 5, M3, M3. 5, M4, 3. 6, 4. 2

All dimensions are in millimeters.

METRIC 公制尺寸	Thread Size x Pitch	Thru Hole +0.10 -0.08	Type	Thread or Thru Hole Code	Length Code "L" $\pm 0.13$ (Length code in millimeters)														Min. Sheet Thickness	A Max.	C Max.	Ref. $\pm 0.13$	H Nom.	Hole Size In Sheet +0.08	ØD Min. Solder Pad	Rated Current (A)	Tightening Torque (Kgf.cm)												
					Below is blind hole with 7mm thread depth Length Code "L" $\pm 0.13$ (Length code in millimeters)																																		
					0.5	1	1.5	2	2.5	3	—	—	—	—	—	—	—	—										—	—	—	—	—	—	—	—	—	—		
	M 1x0.25	—	SMTSO	10	0.5	1	1.5	2	2.5	3	—	—	—	—	—	—	—	—	0.5	0.48	2.41	3.66	—	3.18	2.5	4.19	15	0.3											
	M1.2x0.25	—	SMTSO	12	0.5	1	1.5	2	2.5	3	—	—	—	—	—	—	—	—	0.5	0.48	2.41	3.66	—	3.18	2.5	4.19	15	0.6											
	M1.4x0.3	—	SMTSO	14	0.5	1	1.5	2	2.5	3	—	—	—	—	—	—	—	—	0.5	0.48	2.41	3.66	—	3.18	2.5	4.19	15	1											
	M1.6x0.35	—	SMTSO	16	0.5	1	1.5	2	2.5	3	—	—	—	—	—	—	—	—	0.5	0.48	2.41	3.66	—	3.18	2.5	4.19	15	1.5											
	M2x0.4	—	SMTSO	20	0.5	1	1.5	2	2.5	3	3.5	4	4.5	5	5.5	6	6.5	7	8	9	10	11	12	13	15	18	20	25	30	1.53	1.53	3.6	—	5.56	—	3.73	6.2	30	1.5
	M2.5x0.45	—	SMTSO	25	—	1	1.5	2	2.5	3	3.5	4	4.5	5	5.5	6	6.5	7	8	9	10	11	12	13	15	18	20	25	30	1.53	1.53	4.09	—	5.56	—	4.22	6.2	30	3
	M3x0.5	—	SMTSO	30	—	1	1.5	2	2.5	3	3.5	4	4.5	5	5.5	6	6.5	7	8	9	10	11	12	13	15	18	20	25	30	1.53	1.53	4.09	—	5.56	—	4.22	6.2	30	5
	M3.5x0.6	—	SMTSO	35	—	—	—	2	2.5	3	3.5	4	4.5	5	5.5	6	6.5	7	8	9	10	11	12	13	15	18	20	25	30	1.53	1.53	5.28	—	7.14	—	5.41	7.77	40	6
	M4x0.7	—	SMTSO	40	—	—	—	2	2.5	3	3.5	4	4.5	5	5.5	6	6.5	7	8	9	10	11	12	13	15	18	20	25	30	1.53	1.53	6.22	—	8.74	—	6.35	9.37	50	8
	—	3.2	SMTSO	32	—	1	1.5	2	2.5	3	3.5	4	4.5	5	5.5	6	6.5	7	8	9	10	—	—	—	—	—	—	—	—	1.53	1.53	4.09	—	5.56	—	4.22	6.2	20	—
	—	3.6	SMTSO	36	—	—	—	2	2.5	3	3.5	4	4.5	5	5.5	6	6.5	7	8	9	10	—	—	—	—	—	—	—	—	1.53	1.53	5.28	—	7.14	—	5.41	7.77	30	—
	—	4.2	SMTSO	42	—	—	—	2	2.5	3	3.5	4	4.5	5	5.5	6	6.5	7	8	9	10	—	—	—	—	—	—	—	—	1.53	1.53	6.22	—	8.74	—	6.35	9.37	40	—

\*更多"L"尺寸未列在表中, 请略我们确认! MORE "L" SIZES ARE NOT LISTED IN THE TABLE, PLEASE CONTACT US FOR CONFIRMATION

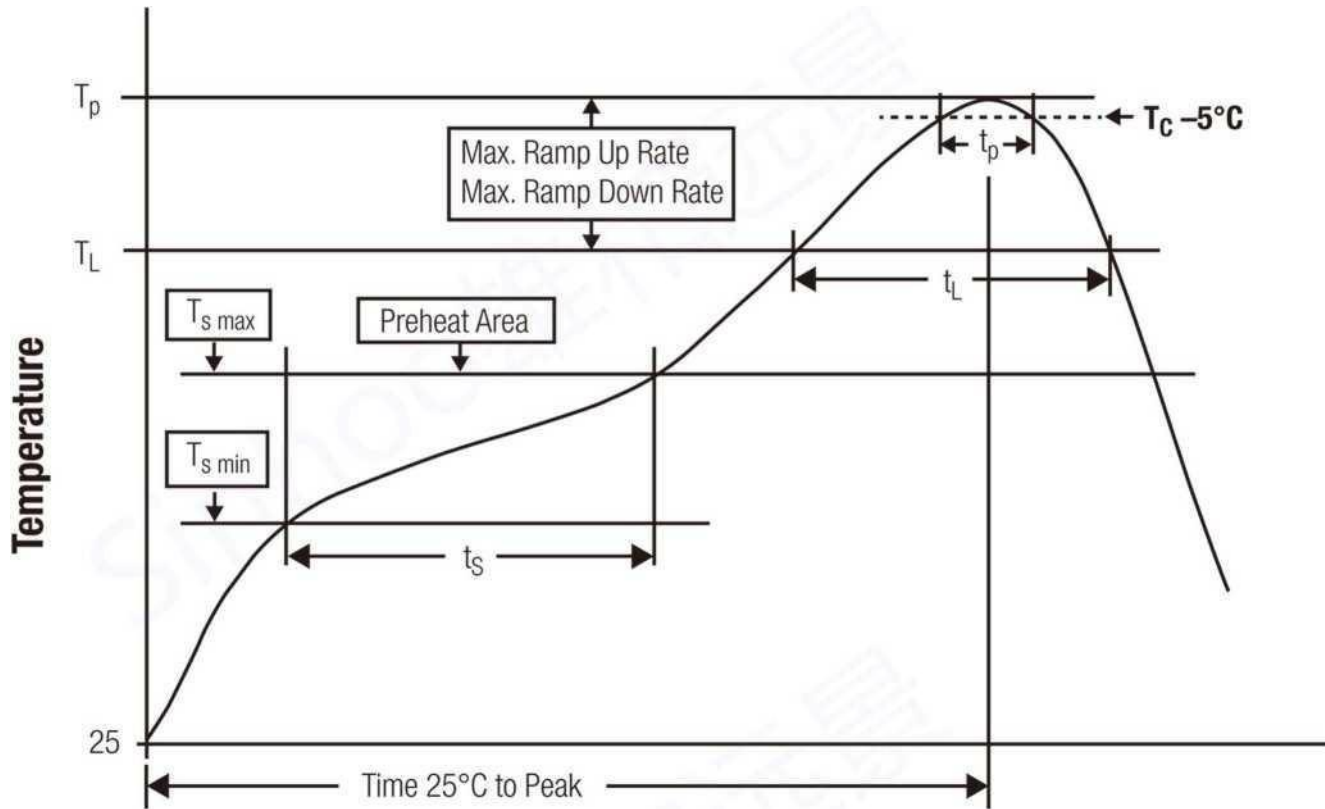
Thread sizes 080, S1, S1.2, S1.4 and M1.6

Therad/thru hole sizes M2, M. 5, M3, M3. 5, M4, 3. 6, 4. 2

2-56, 4-40, 6-32, 8-32, 116 and 143

All dimensions are in inches.

UNIFIED 英制尺寸	Thread Size	Thru Hole +.004 -.003	Type	Thread or Thru Hole Code	Length Code "L" $\pm 0.005$ (Length code in 32nds of an inch)									Min. Sheet Thickness	A Max.	C Max.	E		H Nom.	ØH Hole Size In Sheet +.003-.000	ØD Min. Solder Pad	Rated Current (A)	Tightening Torque (Kgf.cm)
					Below is blind hole with 7mm thread depth																		
					Ref.	$\pm 0.005$																	
	.060-80 (#0-80)	—	SMTSO	080	.062	.125	—	—	—	—	.020	.019	.095	.144	—	.125	.098	.165	15	1.5			
	.086-56 (#2-56)	—	SMTSO	256	.062	.125	.187	.250	.312	.375	.060	.060	.142	—	.219	—	.147	.244	30	1.5			
	.112-40 (#4-40)	—	SMTSO	440	.062	.125	.187	.250	.312	.375	.060	.060	.161	—	.219	—	.166	.244	30	5			
	.060-80 (#6-32)	—	SMTSO	632	.062	.125	.187	.250	.312	.375	.060	.060	.208	—	.281	—	.213	.306	40	6			
	.164-32 (#8-32)	—	SMTSO	832	.062	.125	.187	.250	.312	.375	.060	.060	.245	—	.344	—	.250	.369	50	8			
	—	.116	SMTSO	116	.062	.125	.187	.250	.312	.375	.060	.060	.161	—	.219	—	.166	.244	30	—			
	—	.143	SMTSO	143	.062	.125	.187	.250	.312	.375	.060	.060	.208	—	.281	—	.213	.306	40	—			



**Classification Reflow Profile for SMT components:**

**Classification Reflow Soldering Profile:**

Profile Feature		Value
Preheat Temperature Min ( )	L min	150 °C
Preheat Temperature Max	Ts max	200 °C
Preheat Time <i>t<sub>s</sub></i> from T <sub>s min</sub> to T <sub>s max</sub>	t <sub>s</sub>	60-120 seconds
Ramp-up Rate (T <sub>L</sub> to T <sub>p</sub> )		3 °C/ second max.
Liquidous Temperature	T <sub>L</sub>	217 °C
Time <i>t<sub>L</sub></i> maintained above T <sub>L</sub>	t <sub>L</sub>	60-150 seconds
Peak package body temperature		see table
Time within 5°C of actual peak temperature	t <sub>p</sub>	20 - 30 seconds
Ramp-down Rate (T <sub>L</sub> to T <sub>p</sub> )		6 °C/ second max.
Time 25°C to peak temperature		8 minutes max.

**Package Classification Reflow Temperature:**

**Time**

Properties	Volume mm <sup>3</sup> <350	Volume mm <sup>3</sup> 350-2000	Volume mm <sup>3</sup> >2000
PB-Free Assembly I Package Thickness < 1.6 mm	260 °C	260 °C	260 °C
PB-Free Assembly I Package Thickness 1.6 mm - 2.5 mm	260 °C	250 °C	245 °C
PB-Free Assembly I Package Thickness > 2.5 mm	250 °C	245 °C	245 °C

## X-ON Electronics

Largest Supplier of Electrical and Electronic Components

*Click to view similar products for [Standoffs & Spacers](#) category:*

*Click to view products by [Sinhoo](#) manufacturer:*

Other Similar products are found below :

[588-6208-02](#) [M0513-25-N](#) [M0609-5-SS](#) [M0655-5-AL](#) [M0655-5-N](#) [M0659-4-AL](#) [M0660-4-N](#) [M0671-5-N](#) [M0671-5-SS](#) [M0725-6-N](#)  
[M0731-4-N](#) [M1273-3005-AL](#) [60187](#) [60202-SP](#) [60273](#) [60335-SP](#) [60348-SP](#) [60419-SP](#) [60425-SP](#) [60473-SP](#) [60475-SP](#) [60477-SP](#) [60489-SP](#)  
[60491-SP](#) [60585-SP](#) [60762-SP](#) [60763-SP](#) [60872-SP](#) [M1313-3005-N](#) [M1314-3005-AL](#) [M1314-3005-SS](#) [M1314-3506-N](#) [M1315-4007-N](#)  
[M1316-3005-N](#) [M1317-3506-SS](#) [M1318-3005-SS](#) [M1320-3005-AL](#) [M1321-3005-SS](#) [M1322-4007-N](#) [M1326-3005-AL](#) [M1577-B-4007-B](#)  
[M2122-2545-SS](#) [M2140-3005-N](#) [M2143-4007-N](#) [M2145-4007-N](#) [M2148-3005-N](#) [M2157-4007-N](#) [M2162-3506-SS](#) [M2162-4007-N](#) [M2162-4007-SS](#)