

**SEMF05AC SERIES**  
**5-Line Transient Voltage Suppressor Array**

Revision:B

**General Description**

The Standard TVS are designed to low voltage, integrated circuits from transients caused by electrostatic discharge (ESD), electrical fast transients (EFT) and other induced voltages.

**Applications**

- Computer Notebooks
- Communication Systems & Cellular Phones
- Printers
- Personal Digital Assistant(PDA)
- Video Equipment

**Features**

- 100 W Peak Pulse Power per Line ( $t_p=8/20\mu s$ )
- Monolithic Structure
- Low Clamping Voltage
- ESD Protection > 40 kilovolts
- Low Leakage Current
- Protects up to Four (4) Bidirectional Lines and Five(5) Unidirectional Lines
- RoHS Compliant on Lead-Free Versions

**Complies with the following standards**

**IEC61000-4-2**

**Level 4 15 kV (air discharge)**

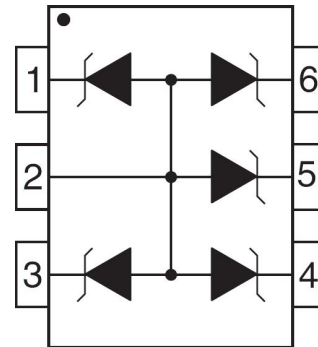
**8 kV(contact discharge)**

**MIL STD 883E - Method 3015-7 Class 3**

**25 kV HBM (Human Body Model)**

**Functional Diagram**

SOT-363

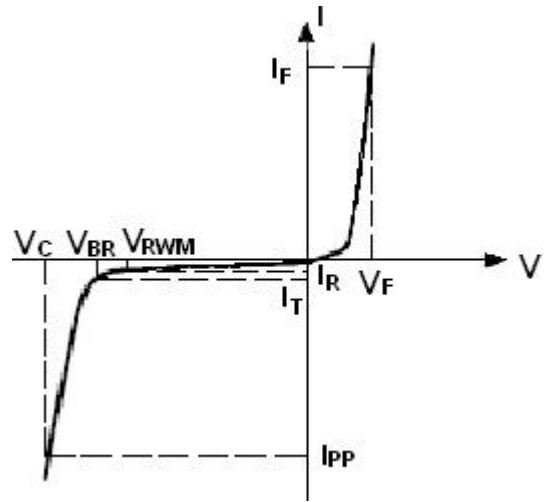


<b>Absolute Ratings @ 25°C Unless Otherwise Specified</b>			
Symbol	Parameter	Value	Units
P <sub>PP</sub>	Peak Pulse Power ( $t_p=8/20\mu s$ )See Figure 1	100	Watts
T <sub>J</sub>	Operating Temperature	-55°C to 150 °C	°C
T <sub>STG</sub>	Storage Temperature	-55°C to 150°C	°C

# SEMF05AC SERIES

## Electrical Parameter

Symbol	Parameter
$I_{PP}$	Maximum Reverse Peak Pulse Current
$V_C$	Clamping Voltage @ $I_{PP}$
$V_{RWM}$	Working Peak Reverse Voltage
$I_R$	Maximum Reverse Leakage Current @ $V_{RWM}$
$I_T$	Test Current
$V_{BR}$	Breakdown Voltage @ $I_T$
$I_F$	Forward Current
$V_F$	Forward Voltage @ $I_F$



## Electrical Characteristics

Part Numbers	$V_{BR}$			$I_T$	$V_{RWM}$	$I_R$	<b>C</b>
	Min.	Typ.	Max.				Typ. 0v bias
	V	V	V				pF
SEMF05AC	6.1	6.7	7.2	1	5.0	5	35

## Typical Characteristics

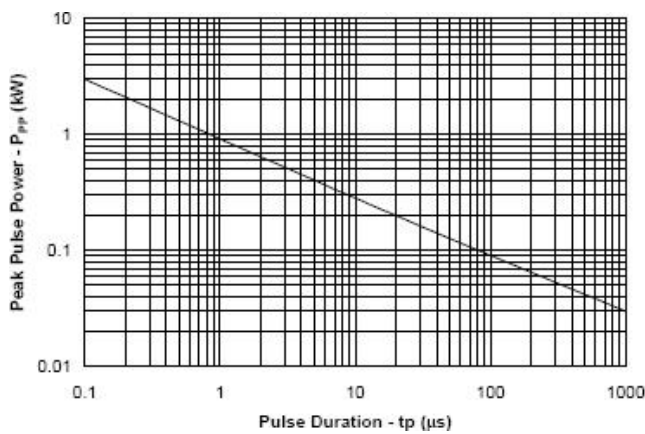


Fig1. Non-Repetitive Peak Pulse Power vs. Pulse Time

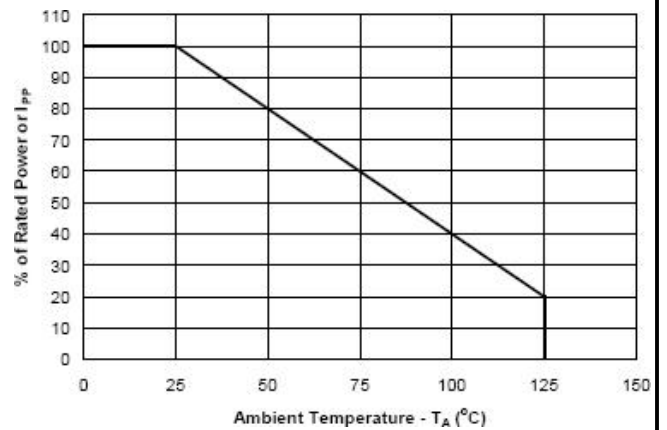


Fig2. Power Derating Curve

# SEMF05AC SERIES

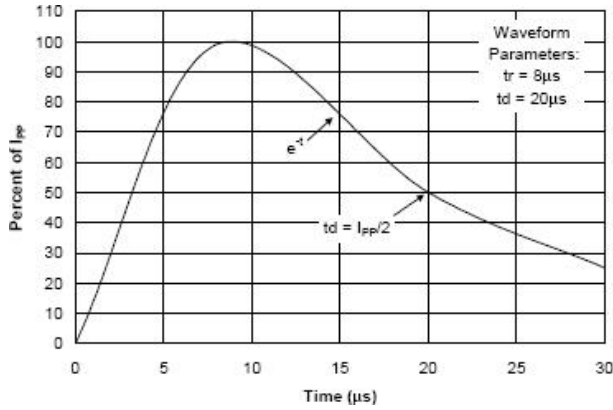


Fig3. Pulse Waveform

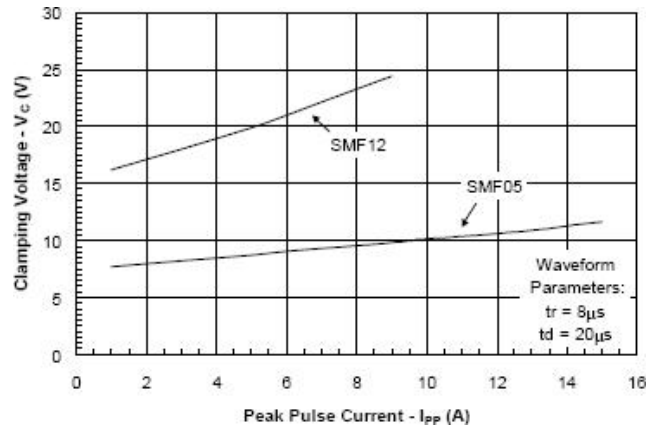
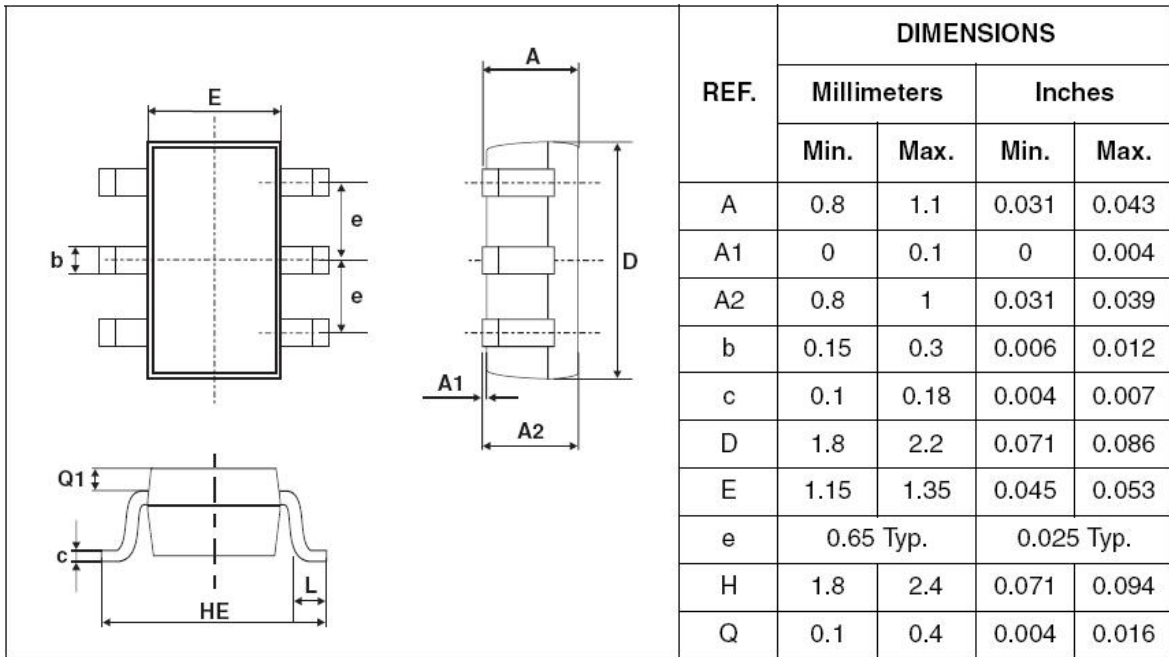


Fig4. Clamping Voltage vs. Peak Pulse Current

## SOT-363 Mechanical Data



The SINO-IC logo is a registered trademark of ShangHai Sino-IC Microelectronics Co., Ltd.

© 2005 SINO-IC – Printed in China – All rights reserved.

**SHANGHAI SINO-IC MICROELECTRONICS CO., LTD**

**Add:** Building 3, Room 3401-03, No.200 Zhangheng Road, ZhangJiang Hi-Tech Park, Pudong, Shanghai 201203, China

**Website:** <http://www.sino-ic.net>

## X-ON Electronics

Largest Supplier of Electrical and Electronic Components

*Click to view similar products for [ESD Suppressors / TVS Diodes](#) category:*

*Click to view products by [SINO-IC](#) manufacturer:*

Other Similar products are found below :

[60KS200C](#) [D18V0L1B2LP-7B](#) [D5V0F4U5P5-7](#) [DESD5V0U1BB-7](#) [NTE4902](#) [P4KE27CA](#) [P6KE11CA](#) [P6KE39CA-TP](#) [P6KE8.2A](#)  
[SA110CA](#) [SA60CA](#) [SA64CA](#) [SMBJ12CATR](#) [SMBJ33CATR](#) [SMBJ8.0A](#) [ESD101-B1-02ELS E6327](#) [ESD105-B1-02EL E6327](#) [ESD112-B1-02EL E6327](#) [ESD119B1W01005E6327XTSA1](#) [ESD5V0L1B02VH6327XTSA1](#) [ESD7451N2T5G](#) [19180-510](#) [CPDT-5V0USP-HF](#)  
[3.0SMCJ33CA-F](#) [3.0SMCJ36A-F](#) [HSPC16701B02TP](#) [D3V3Q1B2DLP3-7](#) [D55V0M1B2WS-7](#) [DESD5V0U1BL-7B](#) [DRTR5V0U4SL-7](#)  
[SCM1293A-04SO](#) [ESD200-B1-CSP0201 E6327](#) [SM12-7](#) [SMLJ45CA-TP](#) [CEN955 W/DATA](#) [82350120560](#) [VESD12A1A-HD1-GS08](#)  
[CPDUR5V0R-HF](#) [CPDQC5V0U-HF](#) [CPDQC5V0USP-HF](#) [CPDQC5V0-HF](#) [D1213A-01LP4-7B](#) [D1213A-02WL-7](#) [MMAD1108/TR13](#)  
[5KP100A](#) [5KP15A](#) [5KP18A](#) [5KP48A](#) [5KP90A](#) [5KP90CA](#)