

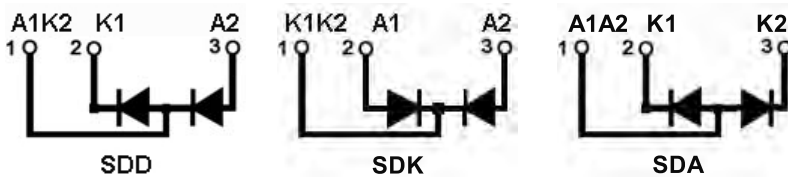
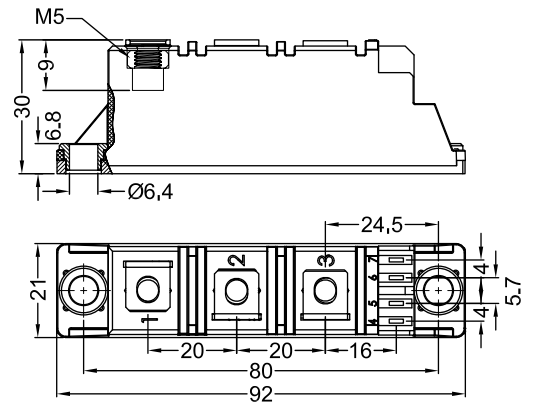
# SDD1&0NXXB

## Diode-Diode Modules



Type	V <sub>RSM</sub> V	V <sub>RRM</sub> V
SDD120N08B	900	800
SDD120N12B	1300	1200
SDD120N14B	1500	1400
SDD120N16B	1700	1600
SDD120N18B	1900	1800
SDD120N20B	2100	2000
SDD120N22B	2300	2200

Holerance: ±0.5mm  
Dimensions in mm (1mm=0.0394")



Symbol	Test Conditions	Maximum Ratings	Unit
I <sub>FRMS</sub> I <sub>FAVM</sub>	T <sub>VJ</sub> =T <sub>VJM</sub> T <sub>C</sub> =100°C; 180° sine	188 120	A
I <sub>FSM</sub>	T <sub>VJ</sub> =45°C V <sub>R</sub> =0 t=10ms (50Hz), sine t=8.3ms (60Hz), sine	2800 3300	A
	T <sub>VJ</sub> =T <sub>VJM</sub> V <sub>R</sub> =0 t=10ms(50Hz), sine t=8.3ms(60Hz), sine	2500 2750	
∫i <sup>2</sup> dt	T <sub>VJ</sub> =45°C V <sub>R</sub> =0 t=10ms (50Hz), sine t=8.3ms (60Hz), sine	39200 45000	A <sup>2</sup> s
	T <sub>VJ</sub> =T <sub>VJM</sub> V <sub>R</sub> =0 t=10ms(50Hz), sine t=8.3ms(60Hz), sine	31200 31300	
T <sub>VJ</sub> T <sub>VJM</sub> T <sub>stg</sub>		-40...+150 150 -40...+125	°C
V <sub>ISOL</sub>	50/60Hz, RMS I <sub>ISOL</sub> ≤1mA t=1min t=1s	3000 3600	V~
M <sub>d</sub>	Mounting torque (M5) Terminal connection torque (M5)	2.5-4/22-35 2.5-4/22-35	Nm/lb.in.
Weight	Typ.	105	g

**Sirectifier**<sup>®</sup>

www.sirectifier.com

# SDD1&0NXXB

## Diode-Diode Modules

Symbol	Test Conditions	Characteristic Values	Unit
<b>I<sub>R</sub></b>	T <sub>VJ</sub> =T <sub>VJM</sub> ; V <sub>R</sub> =V <sub>RRM</sub>	15	mA
<b>V<sub>F</sub></b>	I <sub>F</sub> =360A; T <sub>VJ</sub> =25°C	1.63	V
<b>V<sub>To</sub></b>	For power-loss calculations only	0.75	V
<b>r<sub>T</sub></b>	T <sub>VJ</sub> =T <sub>VJM</sub>	1.95	Ω
<b>Q<sub>s</sub></b>	T <sub>VJ</sub> =125°C; I <sub>F</sub> =50A; -di/dt=3A/us	170	uC
<b>I<sub>RM</sub></b>		45	A
<b>R<sub>thJC</sub></b>	per diode; DC current per module	0.30 0.145	K/W
<b>R<sub>thJK</sub></b>	per diode; DC current per module	0.50 0.245	K/W
<b>ds</b>	Creepage distance on surface	12.7	mm
<b>dA</b>	Strike distance through air	9.6	mm
<b>a</b>	Maximum allowable acceleration	50	m/s <sup>2</sup>

### FEATURES

- \* International standard package
- \* Copper base plate
- \* Glass passivated chips
- \* Isolation voltage 3600 V~
- \* UL file NO.310749
- \* RoHs compliant

### APPLICATIONS

- \* Supplies for DC power equipment
- \* DC supply for PWM inverter
- \* Field supply for DC motors
- \* Battery DC power supplies

### ADVANTAGES

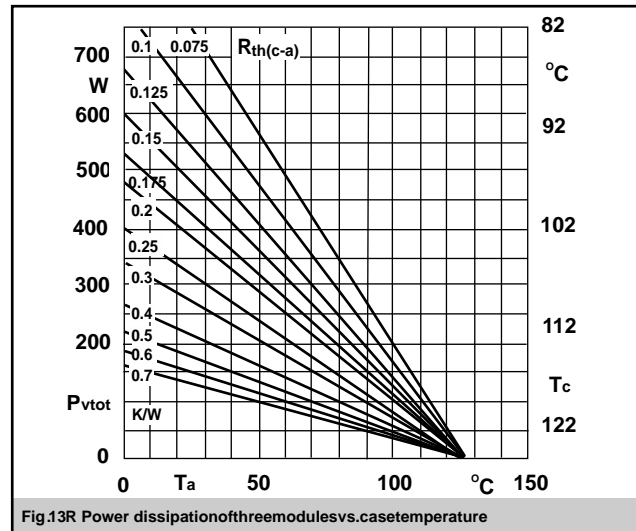
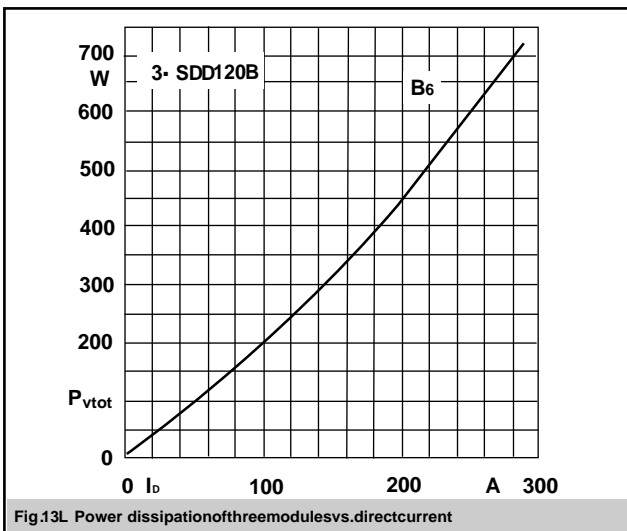
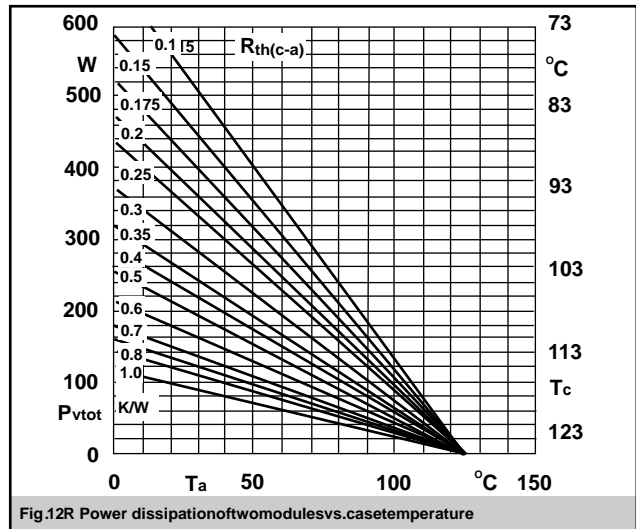
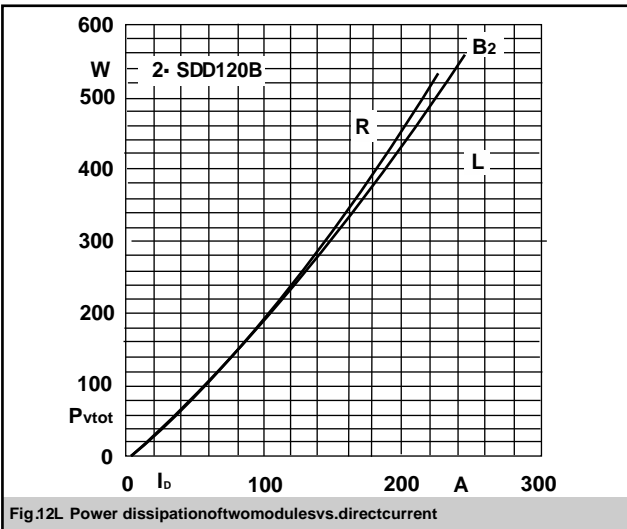
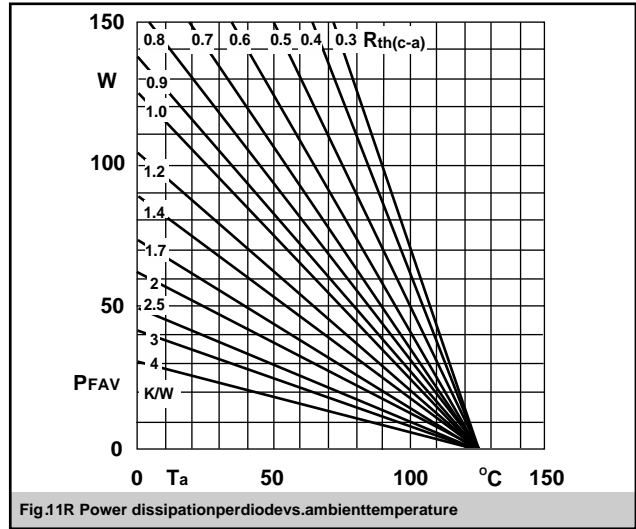
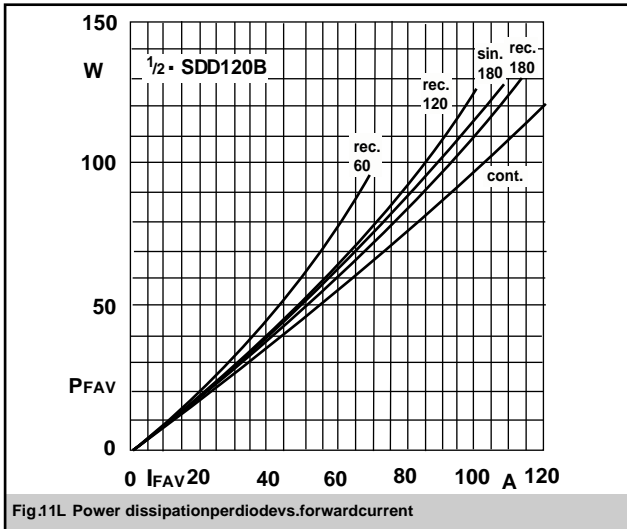
- \* Space and weight savings
- \* Simple mounting
- \* Improved temperature and power cycling
- \* Reduced protection circuits

**Sirectifier**<sup>®</sup>

www.sirectifier.com

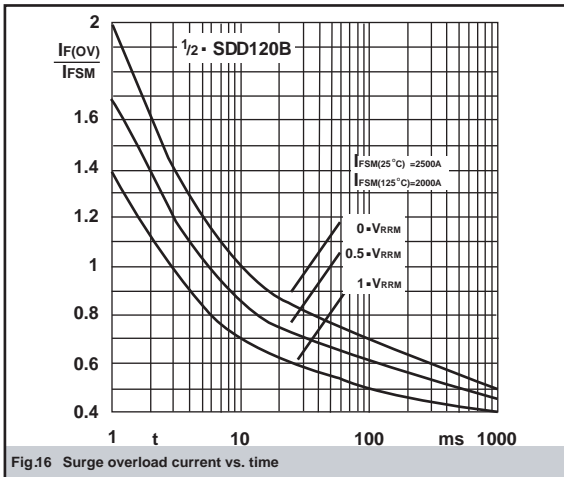
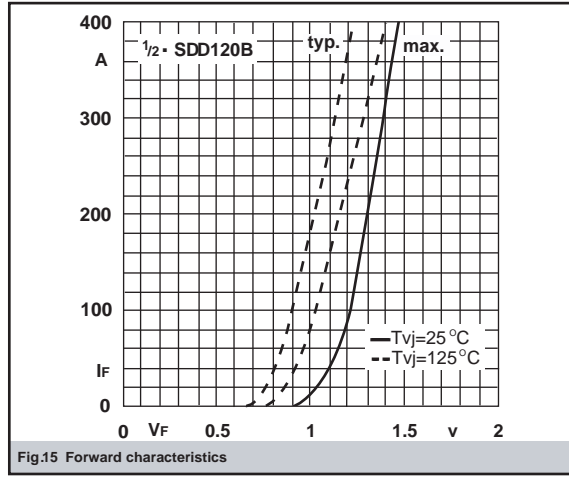
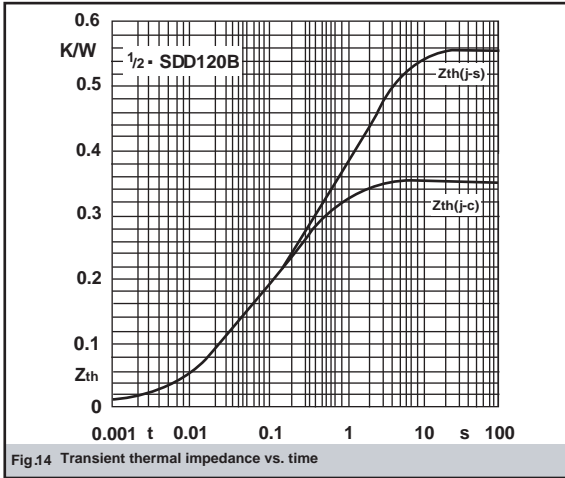
# SDD120NXXB

## Diode-Diode Modules



# SDD1&0NXXB

## Diode-Diode Modules



## X-ON Electronics

Largest Supplier of Electrical and Electronic Components

*Click to view similar products for [Discrete Semiconductor Modules](#) category:*

*Click to view products by [Sirectifier](#) manufacturer:*

Other Similar products are found below :

[M252511FV](#) [DD260N12K-A](#) [DD285N02K](#) [DD380N16A](#) [DD89N1600K-A](#) [APT2X21DC60J](#) [B522F-2-YEC](#) [MSTC90-16](#) [ND104N16K](#)  
[25.163.0653.1](#) [25.163.2453.0](#) [25.163.4253.0](#) [25.190.2053.0](#) [25.194.3453.0](#) [25.320.4853.1](#) [25.320.5253.1](#) [25.326.3253.1](#) [25.326.3553.1](#)  
[25.330.1653.1](#) [25.330.4753.1](#) [25.330.5253.1](#) [25.334.3253.1](#) [25.334.3353.1](#) [25.350.2053.0](#) [25.352.4753.1](#) [25.522.3253.0](#) [T483C](#) [T484C](#)  
[T485F](#) [T485H](#) [T512F-YEB](#) [T513F](#) [T514F](#) [T554](#) [T612FSE](#) [25.161.3453.0](#) [25.179.2253.0](#) [25.194.3253.0](#) [25.325.1253.1](#) [25.326.4253.1](#)  
[25.330.0953.1](#) [25.332.4353.1](#) [25.350.1653.0](#) [25.350.2453.0](#) [25.352.1453.0](#) [25.352.1653.0](#) [25.352.2453.0](#) [25.352.5453.1](#) [25.522.3353.0](#)  
[25.602.4053.0](#)