

DATA SHEET
SE2598L: 2.4 GHz Power Amplifier with Power Detector
Preliminary Information

Applications

- DSSS 2.4 GHz WLAN (IEEE802.11b)
- OFDM 2.4 GHz WLAN (IEEE802.11g)
- OFDM 2.4 GHz WLAN (IEEE802.11n)
- Access Points, PCMCIA, PC cards

Features

- Single 3.3 V Supply Operation
 - 19 dBm, EVM = 3 %, 802.11g, OFDM 54 Mbps
 - 23 dBm, ACPR < -32 dBc, 802.11b
- 28 dB Gain
- Integrated temperature compensated power detector
- Digital power amplifier enable pin (V_{EN})
- Lead Free, Halogen Free and RoHS compliant
- Small package: 16 pin 3 mm x 3 mm x 0.9 mm QFN, MSL 1

Product Description

The SE2598L is a 2.4 GHz power amplifier designed for use in the 2.4 GHz ISM band for wireless LAN applications. The device incorporates a power detector for closed loop monitoring of the output power.

The SE2598L includes a digital enable control for device on/off control.

The SE2598L temperature compensated power detector is highly immune to mismatch at its output with less than 1.5 dB of variation with a 2:1 mismatch.

Ordering Information

Part Number	Package	Remark
SE2598L	16 Pin QFN	Samples
SE2598L-R	16 Pin QFN	Tape and Reel
SE2598L-AK1	Application Kit	Standard

Functional Block Diagram

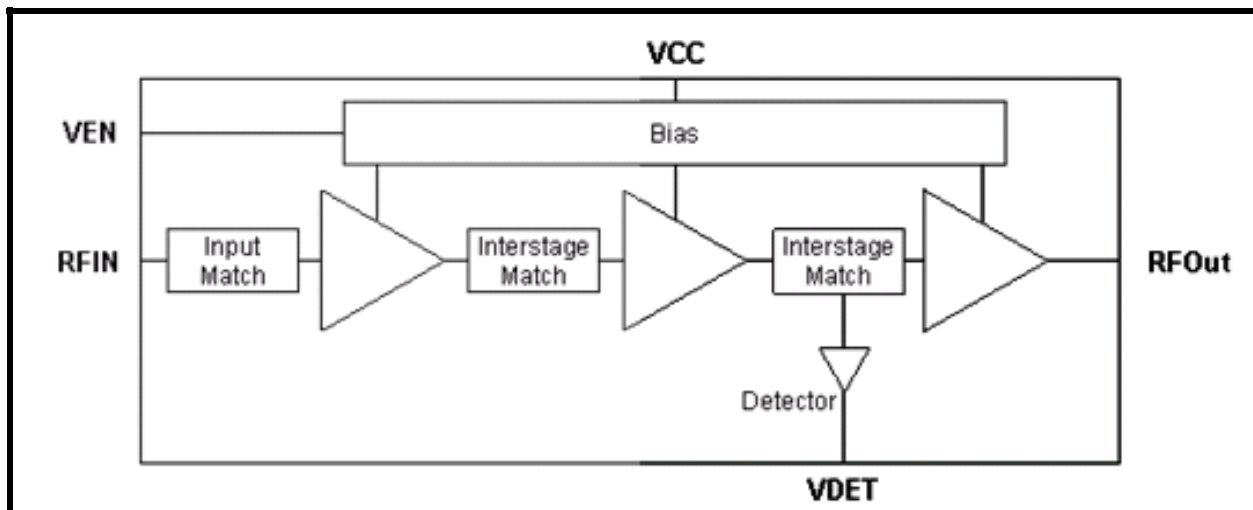


Figure 1: Functional Block Diagram

DATA SHEET
SE2598L: 2.4 GHz Power Amplifier with Power Detector
Preliminary Information

Pin Out Diagram

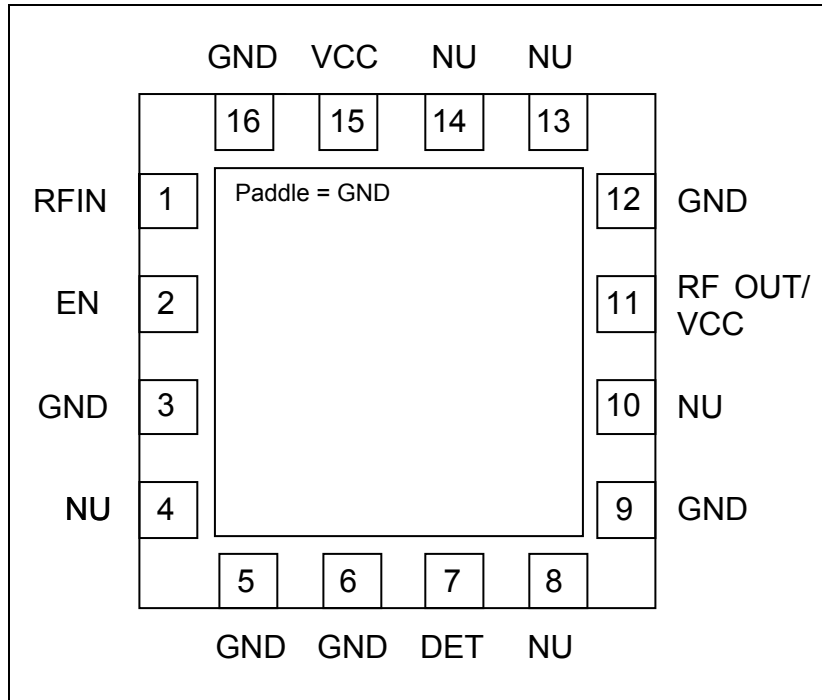


Figure 2: SE2598L Pin-Out Diagram

Pin Out Description

Pin No.	Name	Description
1	RF IN	Power amplifier RF input; DC block required
2	EN	Digital pin used to power up and power down the IC
3	GND	Ground
4	NU	No Connect
5,6	GND	Ground
7	DET	Analog power detector output
8	NU	No Connect
9	GND	Ground
10	NU	No Connect
11	RF OUT/VCC	Power Amplifier RF output / Final stage collector supply
12	GND	Ground
13-14	NU	No Connect
15	VCC	Stages 1, 2 collector supply
16	GND	Ground
Paddle	GND	Exposed die paddle; electrical and thermal ground

DATA SHEET
SE2598L: 2.4 GHz Power Amplifier with Power Detector
Preliminary Information

Absolute Maximum Ratings

These are stress ratings only. Exposure to stresses beyond these maximum ratings for a long period of time may cause permanent damage to, or affect the reliability of the device. Avoid operating the device outside the recommended operating conditions defined below. This device is ESD sensitive. Handling and assembly of this device should be at ESD protected workstations.

Symbol	Definition	Min.	Max.	Unit
V _{CC}	Supply Voltage on pins V _{CC}	-0.3	4	V
V _{EN}	Power Amplifier Enable	-0.3	3.6	V
RFin	RF Input Power, RF_OUT terminated into 50Ω match	-	10	dBm
T _{STG}	Storage Temperature Range	-40	150	°C
ESD _{HBM}	JEDEC JESD22-A114 all pins	-	500	V

Recommended Operating Conditions

Symbol	Parameter	Min.	Max.	Unit
V _{CC}	Supply Voltage	3.0	3.6	V
V _{CC3}	Supply Voltage on pins V _{CC3}	3.0	3.6	V
T _A	Ambient Temperature	-40	85	°C

DC Electrical Characteristics

Conditions: V_{CC} = V_{CC3} = V_{EN} = 3.3 V, T_A = 25 °C, as measured on Skyworks Solutions' SE2598L-EV1 evaluation board, unless otherwise noted.

Symbol	Parameter	Conditions	Min.	Typ.	Max.	Unit
I _{CC-802.11b}	Supply Current (Sum of V _{CC0} , V _{CC} , V _{CC3})	P _{OUT} = 23 dBm, 11 Mbps CCK signal, BT = 0.45, V _{CC} = V _{CC3} = 3.3 V	200	250	275	mA
I _{CC-802.11g}	Supply Current (Sum of V _{CC} , V _{CC3})	P _{OUT} = 19 dBm, 54 Mbps OFDM signal, 64 QAM, V _{CC} = V _{CC3} = 3.3 V	150	175	220	mA
I _{CQ}	Supply Current (Sum of V _{CC} , V _{CC3})	No RF		125	160	mA
I _{OFF}	Supply Current	V _{EN} = 0 V, No RF	-	2	10	μA
V _{ENH}	Logic High Voltage	-	1.3	-	V _{CC}	V
V _{ENL}	Logic Low Voltage	-	0	-	0.5	V
I _{ENH}	Input Current Logic High Voltage	-	-	300	350	μA

DATA SHEET
SE2598L: 2.4 GHz Power Amplifier with Power Detector
Preliminary Information

Symbol	Parameter	Conditions	Min.	Typ.	Max.	Unit
I _{ENL}	Input Current Logic Low Voltage	-	-	<1	-	μA
Z _{EN}	Enable pin input impedance	Passive Pull Down		10		kΩ

AC Electrical Characteristics

802.11b/g AC Electrical Characteristics

Conditions: V_{CC} = V_{CC3} = V_{EN} = 3.3 V, f = 2.45 GHz, T_A = 25 °C, as measured on Skyworks Solutions' SE2598L-EV1 evaluation board, unless otherwise noted

Symbol	Parameter	Conditions	Min.	Typ.	Max.	Unit
f _{L-U}	Frequency Range	-	2400	-	2500	MHz
P _{OUT}	Output Power	54 Mbps OFDM signal, 64 QAM, 3% EVM	+18	+19	-	dBm
		11 Mbps CCK signal, BT = 0.045, Mask	+22	+23	-	
		802.11n, HT20, all data rates, Mask	+22	+23	-	
		802.11n, HT40, all data rates, Mask	+21	+22	-	
P _{1dB}	Output 1dB compression point	No modulation	24.5	26.5	-	dBm
S ₁₁	Input Return Loss		-	-12	-10	dB
S ₂₁	Small Signal Gain	P _{IN} = -25 dBm	26	28	34	dB
ΔS ₂₁	Gain Variation over band	P _{IN} = -25 dBm, f _{IN} = 2400 to 2500 MHz	0	1	2	dB
2f	Harmonic	P _{OUT} = 23 dBm, CW	-	-50	-	dBm/MHz
3f			-	-50	-	dBm/MHz
t _r , t _f	Rise and Fall Time	-	-	0.5	-	μSec
STAB	Stability	P _{OUT} = 23 dBm, 54 Mbps OFDM signal, 64 QAM VSWR = 6:1 All Phases	All non-harmonically related outputs less than -50 dBc/100 kHz			
VSWR	Tolerance to output load mismatching	P _{OUT} = 23 dBm, 54 Mbps OFDM signal, 64 QAM VSWR = 10:1 All Phases	No damage			

DATA SHEET
SE2598L: 2.4 GHz Power Amplifier with Power Detector
Preliminary Information

Power Detector

Conditions: $V_{CC} = V_{CC3} = V_{EN} = 3.3\text{ V}$, $f = 2.45\text{ GHz}$, $T_A = 25\text{ }^\circ\text{C}$, as measured on Skyworks Solutions' SE2598L-EV1 evaluation board, unless otherwise noted

Symbol	Parameter	Conditions	Min.	Typ.	Max.	Unit
PDR	P_{OUT} detect range	-	0	-	P_{1dB}	dBm
VDET	Detector voltage	$P_{OUT} = 23\text{ dBm}$	0.950	1.040	1.250	V
VDET	Detector voltage	$P_{OUT} = 21\text{ dBm}$	0.675	0.870	0.925	V
VDET	Detector voltage	$P_{OUT} = \text{NO RF}$	0.300	0.330	0.360	V
PDZ _{OUT}	Output Impedance	-	-	2.3	-	K Ω
PDZ _{LOAD}	DC load impedance	-	10	-	-	k Ω

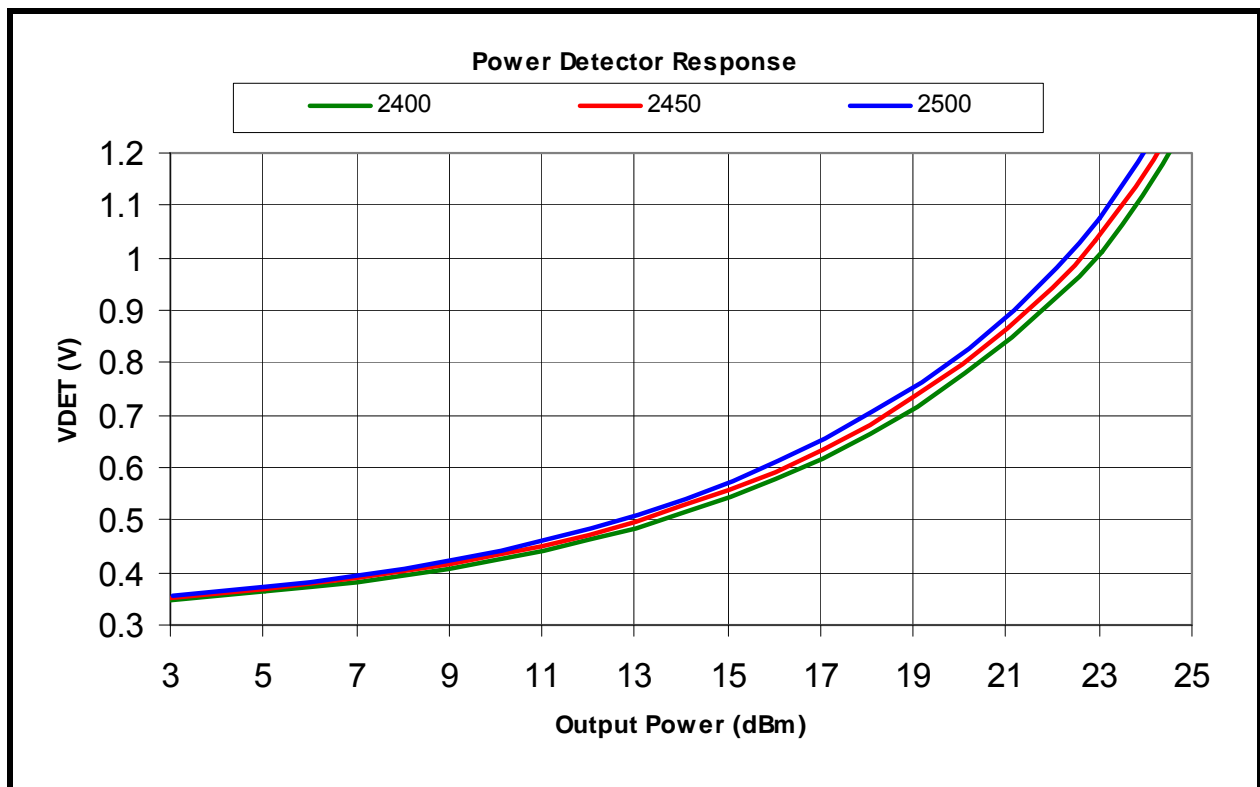


Figure 3: SE2598L Power Detector Characteristic

DATA SHEET
SE2598L: 2.4 GHz Power Amplifier with Power Detector
Preliminary Information

Package Drawing

This package is Pb free and RoHS compliant. The product is also rated MSL1.

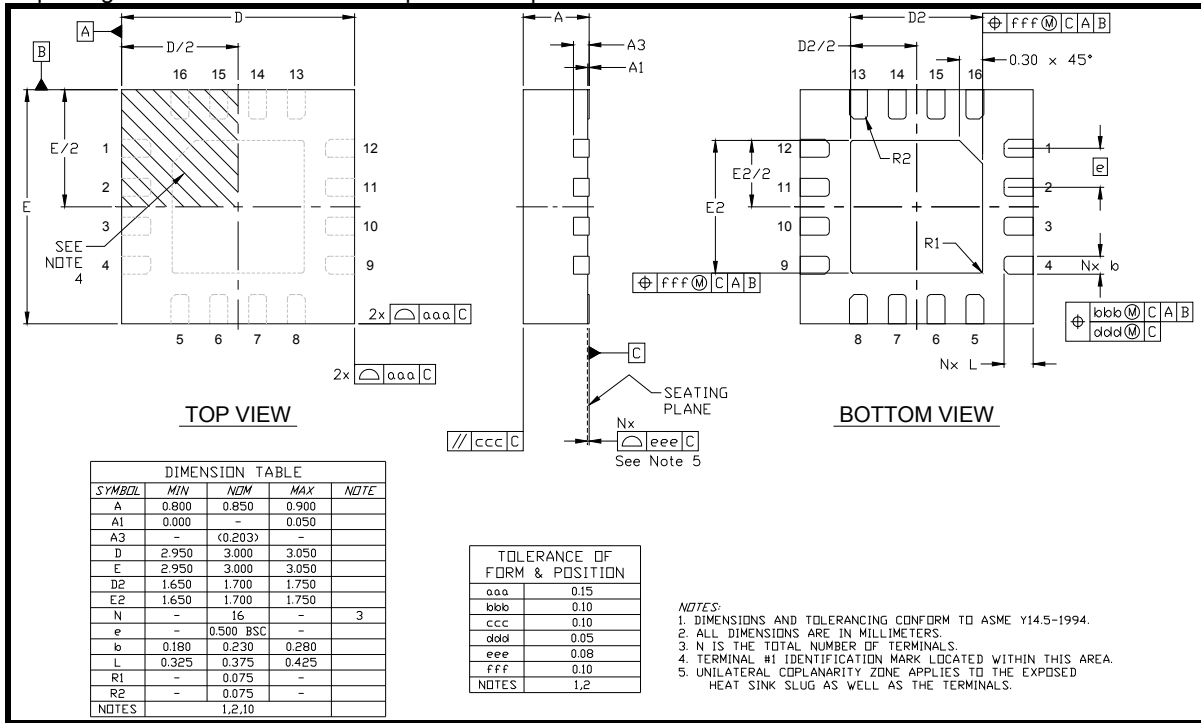


Figure 4: SE2598L Package Drawing

DATA SHEET
SE2598L: 2.4 GHz Power Amplifier with Power Detector
Preliminary Information

Recommended Land and Solder Patterns

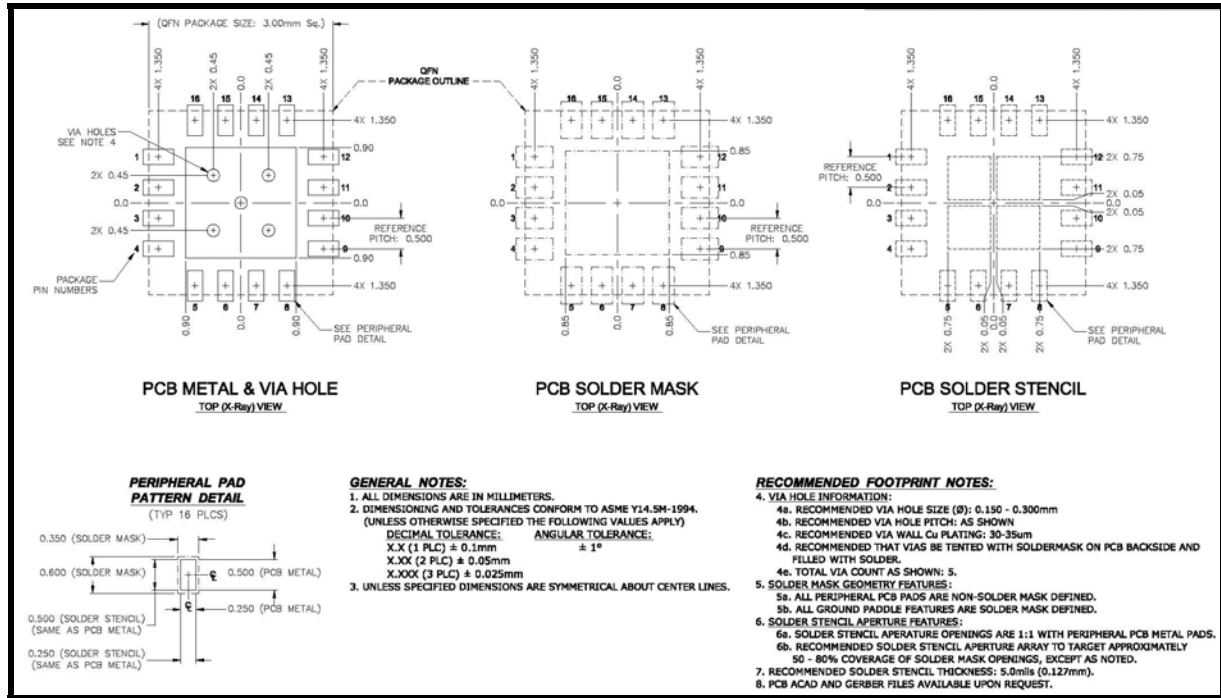


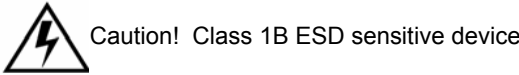
Figure 5: Recommended Land and Solder Patterns

DATA SHEET
SE2598L: 2.4 GHz Power Amplifier with Power Detector
Preliminary Information

Package Handling Information

Because of its sensitivity to moisture absorption, instructions on the shipping container label must be followed regarding exposure to moisture after the container seal is broken, otherwise, problems related to moisture absorption may occur when the part is subjected to high temperature during solder assembly. The SE2598L is capable of withstanding a Pb free solder reflow. Care must be taken when attaching this product, whether it is done manually or in a production solder reflow environment. If the part is manually attached, precaution should be taken to insure that the device is not subjected to temperatures above its rated peak temperature for an extended period of time. For details on both attachment techniques, precautions, and handling procedures recommended, please refer to:

- “Quad Flat No-Lead Module Solder Reflow & Rework Information”, *Document Number QAD-00045*
- “Handling, Packing, Shipping and Use of Moisture Sensitive QFN”, *Document Number QAD-00044*



Branding Information

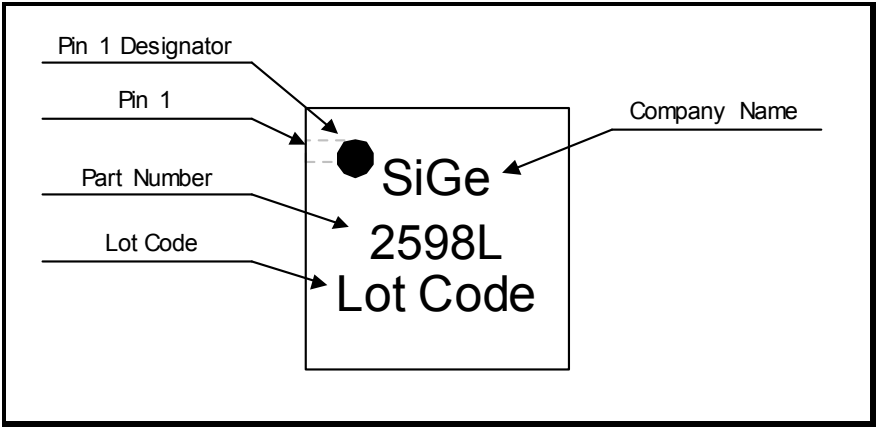


Figure 4: SE2598L Branding Information

Tape and Reel Information

Parameter	Value
Devices Per Reel	3000
Reel Diameter	13 inches
Tape Width	12 millimeters

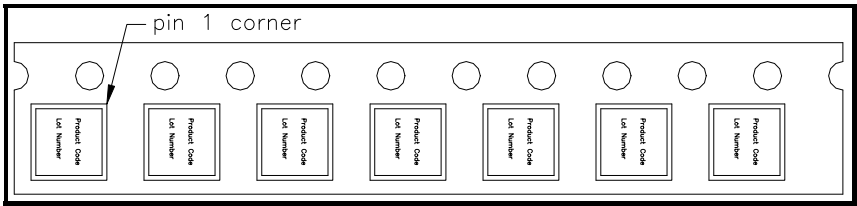


Figure 5: SE2598L-R Tape and Reel Information



DATA SHEET
SE2598L: 2.4 GHz Power Amplifier with Power Detector
Preliminary Information

Document Change History

Revision	Date	Notes
1.0	Jul 24, 2008	Created
1.1	Dec 19, 2008	Added recommended land and solder patterns Updated detector characteristics Updated pin definitions
1.2	May 26, 2009	Amended back page
1.3	Sep 29, 2009	Added S11
1.4	Jan 26, 2010	Corrected title on Figure 2
1.5	Feb 3, 2010	Extended the range of Power Detector plot. Added reference to 0 ESD device handling application note.
1.6	Dec 18, 2010	Updated ESD rating Added OFDM Mask Compliance Extended recommended operating temperature to -40C to +85C
1.7	Apr 28, 2010	Updated the Package outline Drawing
1.8	Apr 03, 2012	Updated with Skyworks logo and disclaimer statement

Copyright © 2012, 2014 Skyworks Solutions, Inc. All Rights Reserved.

Information in this document is provided in connection with Skyworks Solutions, Inc. ("Skyworks") products or services. These materials, including the information contained herein, are provided by Skyworks as a service to its customers and may be used for informational purposes only by the customer. Skyworks assumes no responsibility for errors or omissions in these materials or the information contained herein. Skyworks may change its documentation, products, services, specifications or product descriptions at any time, without notice. Skyworks makes no commitment to update the materials or information and shall have no responsibility whatsoever for conflicts, incompatibilities, or other difficulties arising from any future changes.

No license, whether express, implied, by estoppel or otherwise, is granted to any intellectual property rights by this document. Skyworks assumes no liability for any materials, products or information provided hereunder, including the sale, distribution, reproduction or use of Skyworks products, information or materials, except as may be provided in Skyworks Terms and Conditions of Sale.

THE MATERIALS, PRODUCTS AND INFORMATION ARE PROVIDED "AS IS" WITHOUT WARRANTY OF ANY KIND, WHETHER EXPRESS, IMPLIED, STATUTORY, OR OTHERWISE, INCLUDING FITNESS FOR A PARTICULAR PURPOSE OR USE, MERCHANTABILITY, PERFORMANCE, QUALITY OR NON-INFRINGEMENT OF ANY INTELLECTUAL PROPERTY RIGHT; ALL SUCH WARRANTIES ARE HEREBY EXPRESSLY DISCLAIMED. SKYWORKS DOES NOT WARRANT THE ACCURACY OR COMPLETENESS OF THE INFORMATION, TEXT, GRAPHICS OR OTHER ITEMS CONTAINED WITHIN THESE MATERIALS. SKYWORKS SHALL NOT BE LIABLE FOR ANY DAMAGES, INCLUDING BUT NOT LIMITED TO ANY SPECIAL, INDIRECT, INCIDENTAL, STATUTORY, OR CONSEQUENTIAL DAMAGES, INCLUDING WITHOUT LIMITATION, LOST REVENUES OR LOST PROFITS THAT MAY RESULT FROM THE USE OF THE MATERIALS OR INFORMATION, WHETHER OR NOT THE RECIPIENT OF MATERIALS HAS BEEN ADVISED OF THE POSSIBILITY OF SUCH DAMAGE.

Skyworks products are not intended for use in medical, lifesaving or life-sustaining applications, or other equipment in which the failure of the Skyworks products could lead to personal injury, death, physical or environmental damage. Skyworks customers using or selling Skyworks products for use in such applications do so at their own risk and agree to fully indemnify Skyworks for any damages resulting from such improper use or sale.

Customers are responsible for their products and applications using Skyworks products, which may deviate from published specifications as a result of design defects, errors, or operation of products outside of published parameters or design specifications. Customers should include design and operating safeguards to minimize these and other risks. Skyworks assumes no liability for applications assistance, customer product design, or damage to any equipment resulting from the use of Skyworks products outside of stated published specifications or parameters.

Skyworks, the Skyworks symbol, and "Breakthrough Simplicity" are trademarks or registered trademarks of Skyworks Solutions, Inc., in the United States and other countries. Third-party brands and names are for identification purposes only, and are the property of their respective owners. Additional information, including relevant terms and conditions, posted at www.skyworksinc.com, are incorporated by reference.

X-ON Electronics

Largest Supplier of Electrical and Electronic Components

Click to view similar products for [RF Amplifier](#) category:

Click to view products by [Skyworks](#) manufacturer:

Other Similar products are found below :

[A82-1](#) [BGA622H6820XTSA1](#) [BGA 728L7 E6327](#) [BGB719N7ESDE6327XTMA1](#) [HMC397-SX](#) [HMC405](#) [HMC561-SX](#) [HMC8120-SX](#)
[HMC8121-SX](#) [HMC-ALH382-SX](#) [HMC-ALH476-SX](#) [SE2433T-R](#) [SMA3101-TL-E](#) [SMA39](#) [A66-1](#) [A66-3](#) [A67-1](#) [A81-2](#) [LX5535LQ](#)
[LX5540LL](#) [MAAM02350](#) [HMC3653LP3BETR](#) [HMC549MS8GETR](#) [HMC-ALH435-SX](#) [SMA101](#) [SMA32](#) [SMA411](#) [SMA531](#)
[SST12LP19E-QX6E](#) [WPM0510A](#) [HMC5929LS6TR](#) [HMC5879LS7TR](#) [HMC1126](#) [HMC1087F10](#) [HMC1086](#) [HMC1016](#) [SMA1212](#)
[MAX2689EWS+T](#) [MAAMSS0041TR](#) [MAAM37000-A1G](#) [LTC6430AIUF-15#PBF](#) [SMA70-2](#) [SMA4011](#) [A231](#) [HMC-AUH232](#) [LX5511LQ](#)
[LX5511LQ-TR](#) [HMC7441-SX](#) [HMC-ALH310](#) [XD1001-BD-000V](#)