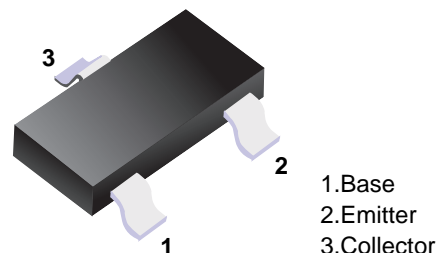


## ■ NPN Transistors



### ■ Features

- High voltage and high current:  $V_{CE0} = 50\text{ V}$ ,  $I_C = 150\text{ mA}$  (max)
- Excellent hFE linearity :  $h_{FE}(I_C = 0.1\text{ mA}) / h_{FE}(I_C = 2\text{ mA}) = 0.95$  (typ.)
- High hFE:  $h_{FE} = 70 \sim 700$
- Low noise:  $NF = 1\text{ dB}$  (typ.),  $10\text{ dB}$  (max)

### ■ Simplified outline(SOT-23)

### ■ Absolute Maximum Ratings $T_a = 25^\circ\text{C}$

Parameter	Symbol	Rating	Unit
Collector-base voltage	$V_{CB0}$	60	V
Collector-emitter voltage	$V_{CE0}$	50	V
Emitter-base voltage	$V_{EB0}$	5	V
Collector current	$I_C$	150	mA
Base current	$I_B$	30	mA
Collector power dissipation	$P_C$	150	mW
Junction temperature	$T_j$	125	$^\circ\text{C}$
Storage temperature range	$T_{stg}$	-55 to +125	$^\circ\text{C}$

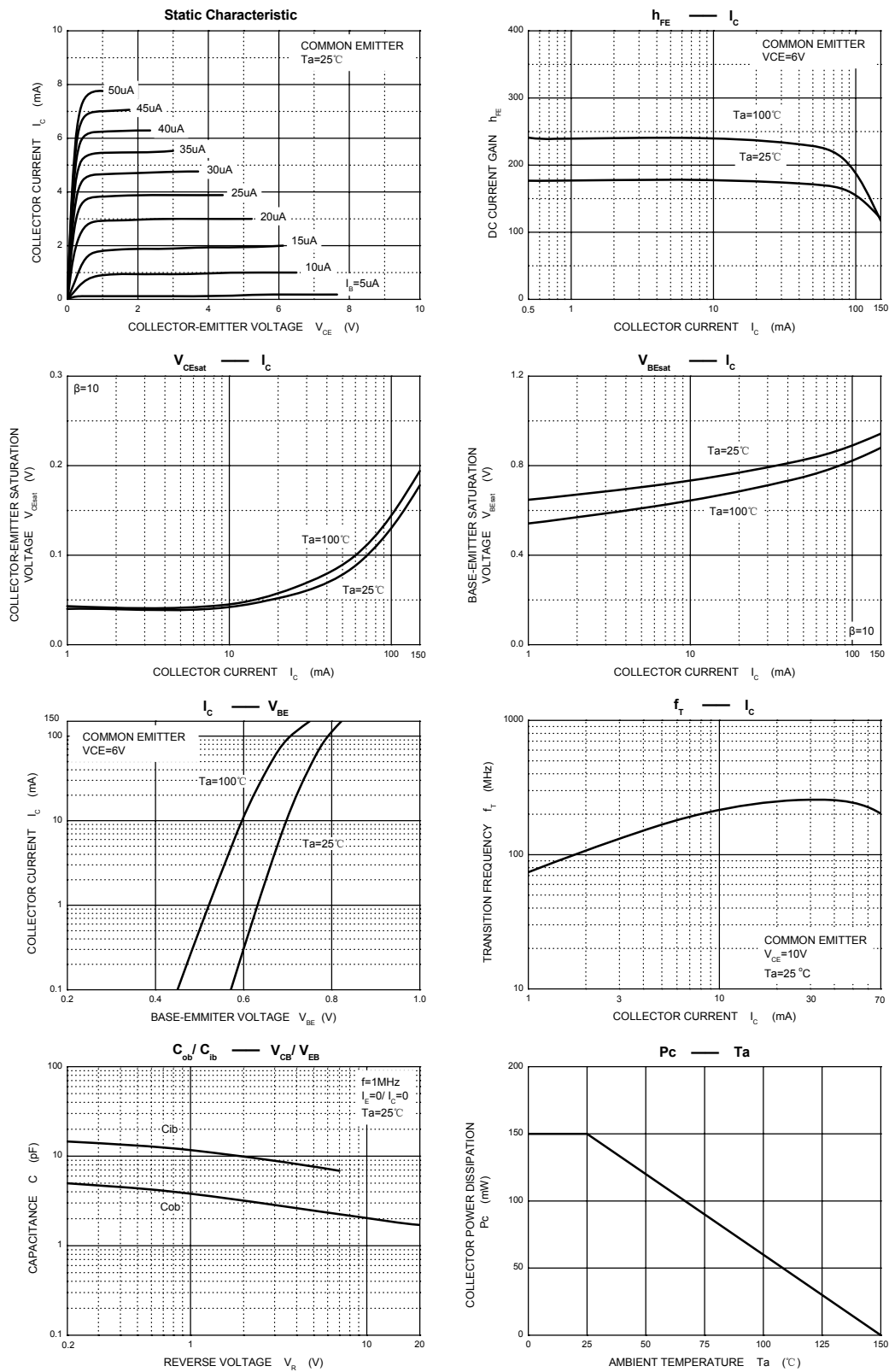
### ■ Electrical Characteristics $T_a = 25^\circ\text{C}$

Parameter	Symbol	Test Conditions	Min	Typ	Max	Unit
Collector- base breakdown voltage	$V_{CB0}$	$I_C = 100\ \mu\text{A}$ , $I_E = 0$	60			V
Collector- emitter breakdown voltage	$V_{CE0}$	$I_C = 1\text{ mA}$ , $I_B = 0$	50			
Emitter - base breakdown voltage	$V_{EB0}$	$I_E = 100\ \mu\text{A}$ , $I_C = 0$	5			
Collector-base cut-off current	$I_{CB0}$	$V_{CB} = 60\text{ V}$ , $I_E = 0$			100	nA
Emitter cut-off current	$I_{EB0}$	$V_{EB} = 5\text{ V}$ , $I_C = 0$			100	
Collector-emitter saturation voltage	$V_{CE(sat)}$	$I_C = 100\text{ mA}$ , $I_B = 10\text{ mA}$			0.25	V
Base - emitter saturation voltage	$V_{BE(sat)}$	$I_C = 100\text{ mA}$ , $I_B = 10\text{ mA}$			1.2	
DC current gain	hFE	$V_{CE} = 6\text{ V}$ , $I_C = 2\text{ mA}$	70		700	
Noise figure	NF	$V_{CE} = 6\text{ V}$ , $I_C = 0.1\text{ mA}$ , $f = 1\text{ kHz}$ , $R_G = 10\text{ k}\Omega$		1	10	dB
Collector output capacitance	$C_{ob}$	$V_{CB} = 10\text{ V}$ , $I_E = 0$ , $f = 1\text{ MHz}$		2	3.5	pF
Transition frequency	$f_T$	$V_{CE} = 10\text{ V}$ , $I_C = 1\text{ mA}$	80			MHz

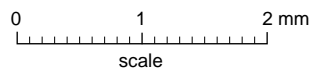
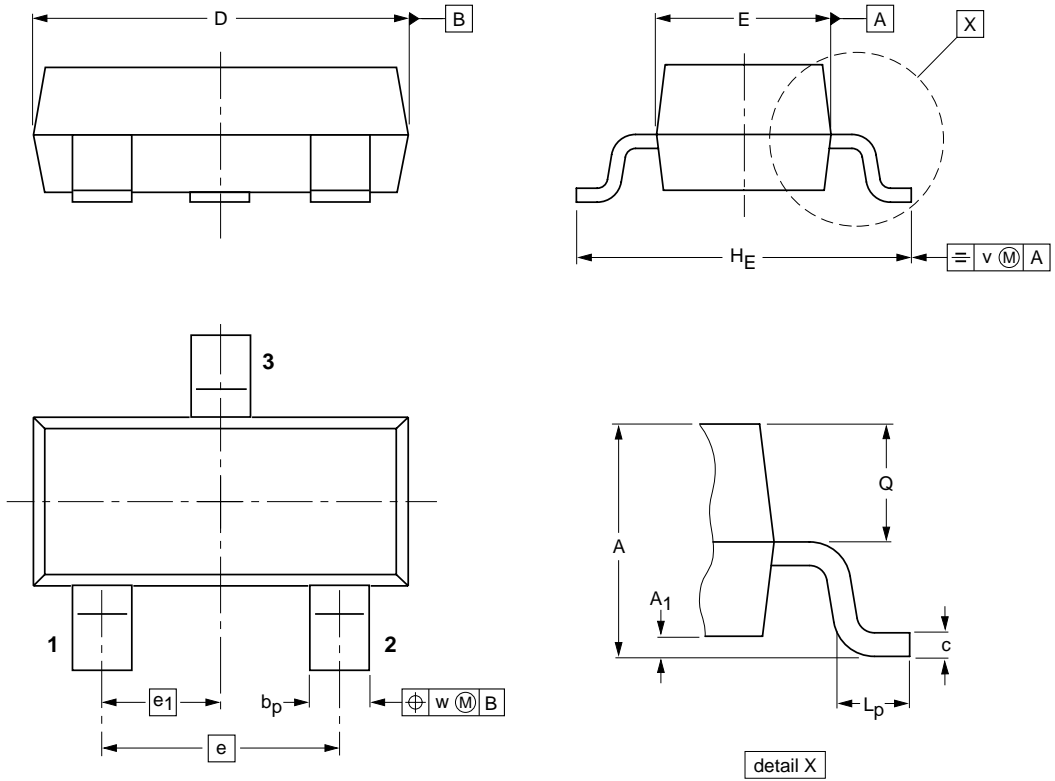
### ■ hFE Classification

Type	2SC2712-O	2SC2712-Y	2SC2712-G	2SC2712-L
Range	70-140	120-240	200-400	350-700
Marking	LO	LY	LG	LL

## Typical Characteristics



■ SOT-23



DIMENSIONS (mm are the original dimensions)

UNIT	A	A <sub>1</sub> max.	b <sub>p</sub>	c	D	E	e	e <sub>1</sub>	H <sub>E</sub>	L <sub>p</sub>	Q	v	w
mm	1.1 0.9	0.1	0.48 0.38	0.15 0.09	3.0 2.8	1.4 1.2	1.9	0.95	2.5 2.1	0.45 0.15	0.55 0.45	0.2	0.1

## X-ON Electronics

Largest Supplier of Electrical and Electronic Components

*Click to view similar products for [Bipolar Transistors - BJT category](#):*

*Click to view products by [SLKORMICRO manufacturer](#):*

Other Similar products are found below :

[BC559C](#) [MCH4017-TL-H](#) [MMBT-2369-TR](#) [BC546/116](#) [NJVMJD148T4G](#) [NTE16](#) [NTE195A](#) [IMX9T110](#) [2N4401-A](#) [2N6728](#) [2SA1419T-TD-H](#) [2SA2126-E](#) [2SB1204S-TL-E](#) [FMC5AT148](#) [2N2369ADCSM](#) [2N2907A](#) [2N3904-NS](#) [2N5769](#) [2SC4618TLN](#) [CPH6501-TL-E](#) [MCH4021-TL-E](#) [US6T6TR](#) [BAX18/A52R](#) [BC556/112](#) [IMZ2AT108](#) [MMST8098T146](#) [UMX21NTR](#) [MCH6102-TL-E](#) [TTA1452B,S4X\(S](#) [2N3879](#) [NTE13](#) [NTE282](#) [NTE323](#) [NTE350](#) [NTE81](#) [JANTX2N2920L](#) [JANTX2N3735](#) [JANSR2N2222AUB](#) [CMLT3946EG TR](#) [SNSS40600CF8T1G](#) [2N6987](#) [CMLT3906EG TR](#) [GRP-DATA-JANS2N2907AUB](#) [GRP-DATA-JANS2N2222AUA](#) [MMDT3946FL3-7](#) [2N4240](#) [JANS2N3019](#) [MSB30KH-13](#) [2N2221AUB](#) [2SD1815T-TL-E](#)