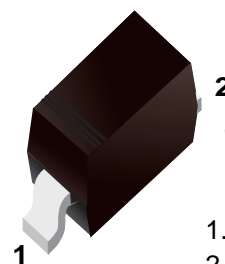


Schottky Barrier Rectifiers

Features

- Low power loss, high efficiency
- High current capability
- High surge capability
- Fast switching speed



1.Cathode
2.Anode

Simplified outline(SOD-323)

Top View 

Maximum Ratings and Electrical characteristics

Ratings at 25 °C ambient temperature unless otherwise specified.

Parameter	Symbols	BAS70WS	Units
Maximum Repetitive Peak Reverse Voltage	V_{RRM}	70	V
Maximum Average Forward Current at $T_a=25^{\circ}\text{C}$	I_O	0.2	A
Power Dissipation	P_{TOT}	225	mW
Peak Forward Surge Current, 8.3ms single half sine-wave superimposed on rated load (JEDEC method)	I_{FSM}	25	A
Maximum Instantaneous Forward Voltage	V_F	0.47 @ $I_F=1.0\text{mA}$ 0.75 @ $I_F=10\text{mA}$ 1.0 @ $I_F=15\text{mA}$	V
Reverse Breakdown Voltage @ $I_B=10\mu\text{A}$	$V_{(BR)}$	70 (min)	V
Maximum DC Reverse Current at Rated DC Blocking Voltage	I_R	0.1 @ $V_R=50\text{V}$ 1.0 @ $V_R=70\text{V}$	μA
Typical Junction Capacitance at $V_R=0\text{V}$, $f=1\text{MHz}$	C_j	30	pF
Storage and Operating Junction Temperature Range	T_j, T_{stg}	-55 ~ +150	$^{\circ}\text{C}$

Fig.1 Forward Current Derating Curve

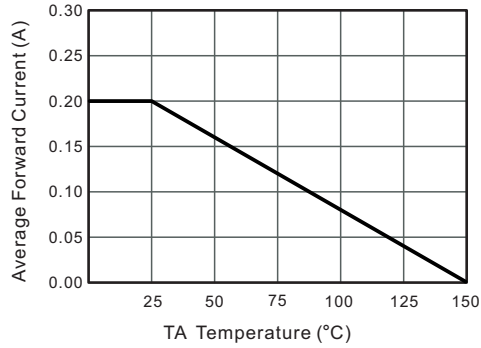


Fig.2 Typical Reverse Characteristics

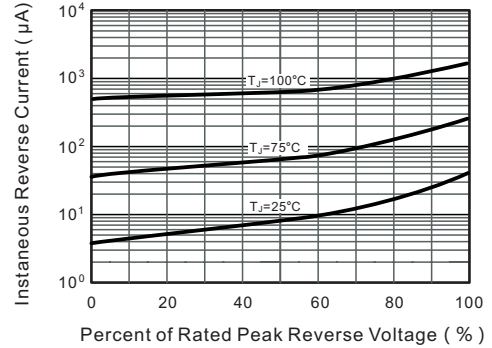


Fig.3 Typical Forward Characteristics

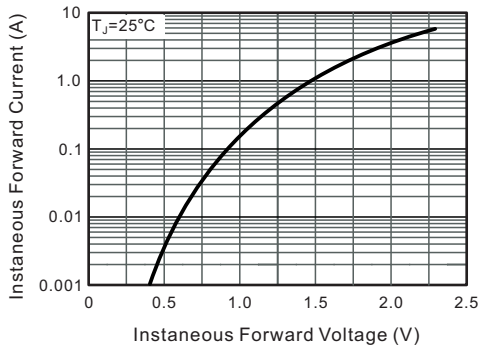


Fig.4 Typical Junction Capacitance

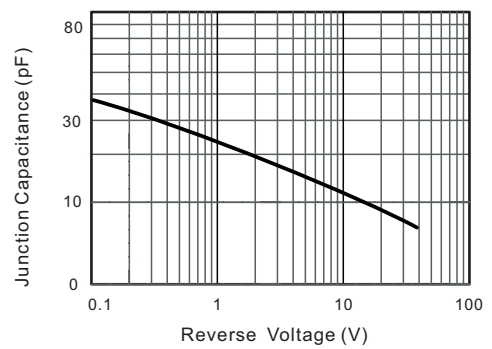


Fig.5 Maximum Non-Repetitive Peak Forward Surge Current

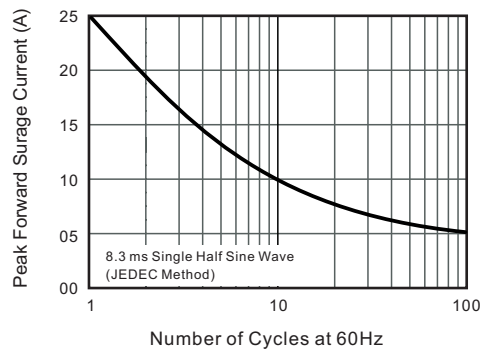
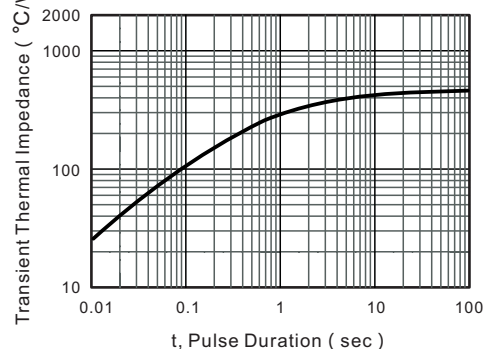
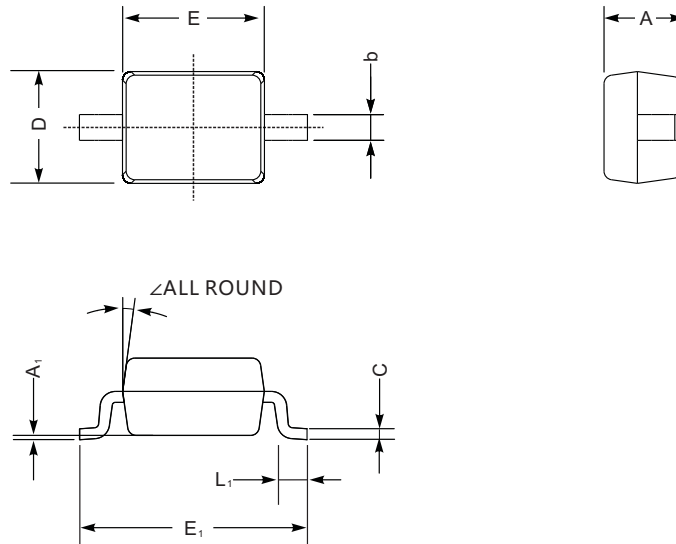


Fig.6 Typical Transient Thermal Impedance



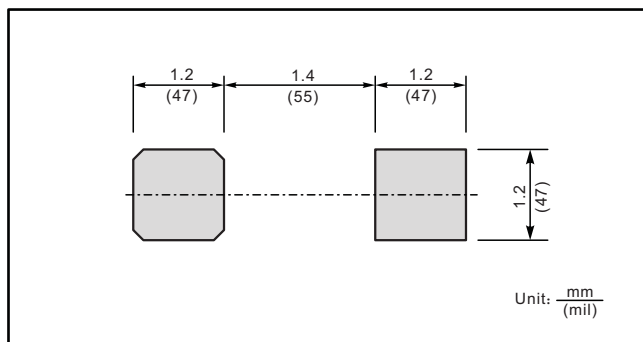
■ SOD-323



SOD-323 mechanical data

UNIT		A	C	D	E	E ₁	b	L ₁	A ₁	∠
mm	max	1.1	0.15	1.4	1.8	2.75	0.4	0.45	0.2	9°
	min	0.8	0.08	1.2	1.4	2.55	0.25	0.2	—	
mil	max	43	5.9	55	70	108	16	16	8	
	min	32	3.1	47	63	100	9.8	7.9	—	

■ The recommended mounting pad size



X-ON Electronics

Largest Supplier of Electrical and Electronic Components

Click to view similar products for [Schottky Diodes & Rectifiers](#) category:

Click to view products by [SLKORMICRO](#) manufacturer:

Other Similar products are found below :

[MA4E2039](#) [MA4E2508M-1112](#) [MBR1545CT](#) [MMBD301M3T5G](#) [RB160M-50TR](#) [D83C](#) [BAS16E6433HTMA1](#) [BAT 54-02LRH E6327](#)
[NRVBAF360T3G](#) [NSR05F40QNXT5G](#) [NTE555](#) [JANS1N6640](#) [SK310-T](#) [SK34B-TP](#) [SS3003CH-TL-E](#) [GA01SHT18](#)
[CRS10I30A\(TE85L,QM](#) [MA4E2501L-1290](#) [MBRA140TRPBF](#) [MBRB30H30CT-1G](#) [BAT 15-04R E6152](#) [JANTX1N5712-1](#) [DMJ3940-000](#)
[SB007-03C-TB-E](#) [SK33B-TP](#) [NRVBB20100CTT4G](#) [NRVBM120LT1G](#) [NTSB30U100CT-1G](#) [VS-6CWQ10FNHM3](#) [CRG04\(T5L,TEMQ\)](#)
[ACDBA1100LR-HF](#) [ACDBA1200-HF](#) [ACDBA240-HF](#) [ACDBA3100-HF](#) [CDBQC0530L-HF](#) [CDBQC0240LR-HF](#) [ACDBA260LR-HF](#)
[ACDBA1100-HF](#) [MA4E2502L-1246](#) [10BQ015-M3/5BT](#) [NRVBM120ET1G](#) [CRS08TE85LQM](#) [PMAD1108-LF](#) [B120Q-13-F](#) [1N5819T-G](#)
[B0530WSQ-7-F](#) [PDS1040Q-13](#) [B160BQ-13-F](#) [SDM05U20CSP-7](#) [B140S1F-7](#)