


TRANSISTOR (NPN)

FEATURES

- For AF driver and output stages
- High collector current
- Low collector-emitter saturation voltage
- Complementary types: BCP51 ... BCP53 (PNP)

SOT-223



1. BASE
2. COLLECTOR
3. EMITTER

MAXIMUM RATINGS ($T_A=25^\circ\text{C}$ unless otherwise noted)

Symbol	Parameter	BCP54	BCP55	BCP56	Units
V_{CBO}	Collector-Base Voltage	45	60	100	V
V_{CEO}	Collector-Emitter Voltage	45	60	80	V
V_{EBO}	Emitter-Base Voltage	5			V
I_C	Collector Current -Continuous	1			A
P_C	Collector Power Dissipation	1.5			W
$R_{\theta JA}$	Thermal Resistance Junction to Ambient	94			$^\circ\text{C}/\text{W}$
T_{stg}	Storage Temperature Range	-65to+150			$^\circ\text{C}$

ELECTRICAL CHARACTERISTICS ($T_{amb}=25^\circ\text{C}$ unless otherwise specified)

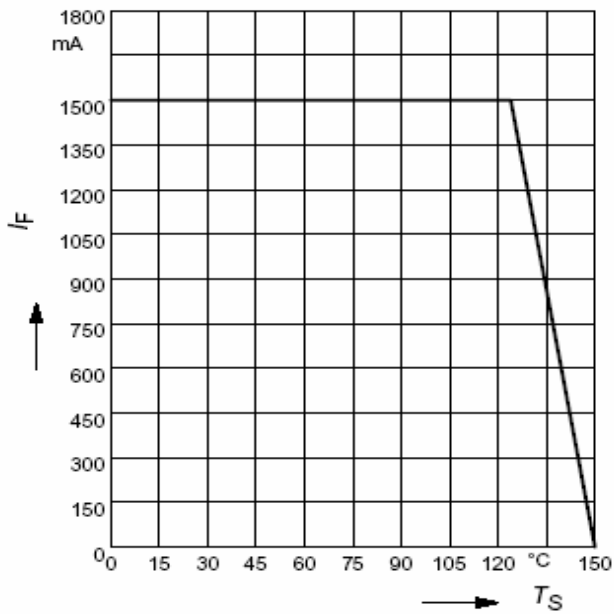
Parameter	Symbol	Test conditions	MIN	MAX	UNIT
Collector-base breakdown voltage	$V_{(BR)CBO}$	$I_C = 0.1\text{mA}, I_E = 0$	BCP54	45	V
			BCP55	60	
			BCP56	100	
Collector-emitter breakdown voltage	$V_{(BR)CEO}$	$I_C = 10\text{mA}, I_B = 0$	BCP54	45	V
			BCP55	60	
			BCP56	80	
Base-emitter breakdown voltage	$V_{(BR)EBO}$	$I_C = 10\mu\text{A}, I_E = 0$	5		V
Collector cut-off current	I_{CBO}	$V_{CB} = 30\text{V}, I_E = 0$		100	nA
DC current gain	$h_{FE(1)}$	$V_{CE} = 2\text{V}, I_C = 5\text{mA}$	25		
	$h_{FE(2)}$	$V_{CE} = 2\text{V}, I_C = 150\text{mA}$	63	250	
	$h_{FE(3)}$	$V_{CE} = 2\text{V}, I_C = 500\text{mA}$	25		
Collector-emitter saturation voltage	$V_{CE(sat)}$	$I_C = 500\text{mA}, I_B = 50\text{mA}$		0.5	V
Base-emitter voltage	V_{BE}	$V_{CE} = 2\text{V}, I_C = 500\text{mA}$		1	V
Transition frequency	f_T	$V_{CE} = 10\text{V}, I_C = 50\text{mA}, f = 100\text{MHz}$	100		MHz

CLASSIFICATION OF $h_{FE(2)}$

Rank	BCP54-10, BCP55-10, BCP56-10	BCP54-16, BCP55-16, BCP56-16
Range	63-160	100-250

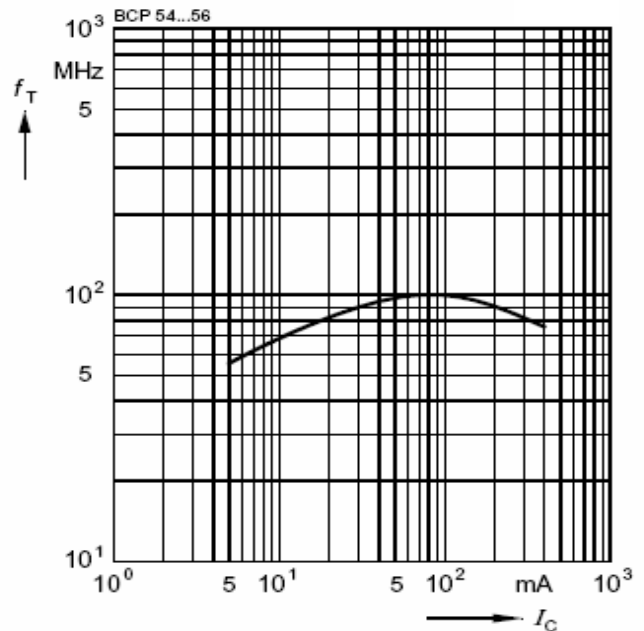
Typical Characteristics

Total power dissipation $P_{tot} = f(T_S)$



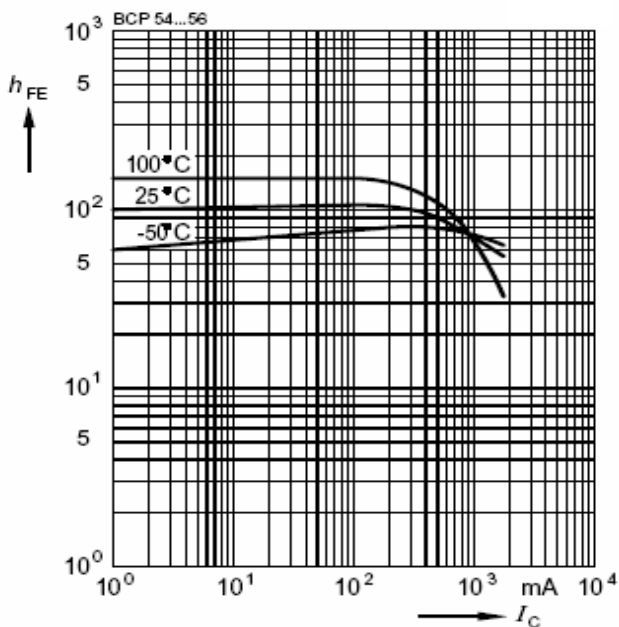
Transition frequency $f_T = f(I_C)$

$V_{CE} = 10V$



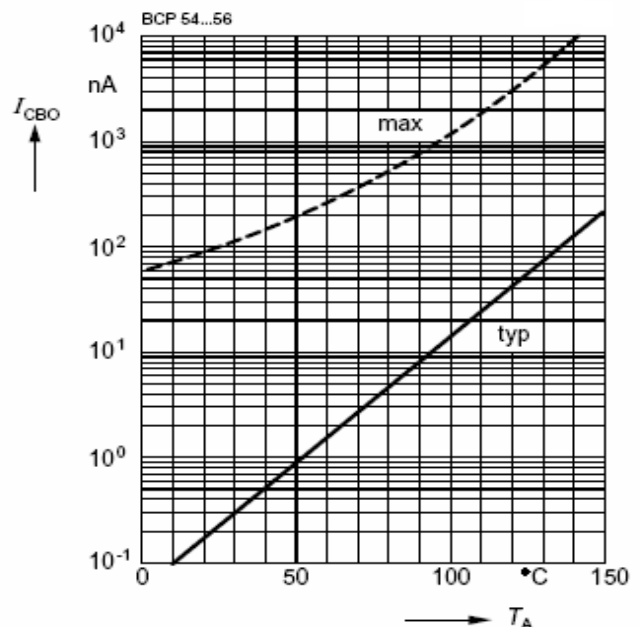
DC current gain $h_{FE} = f(I_C)$

$V_{CE} = 2V$



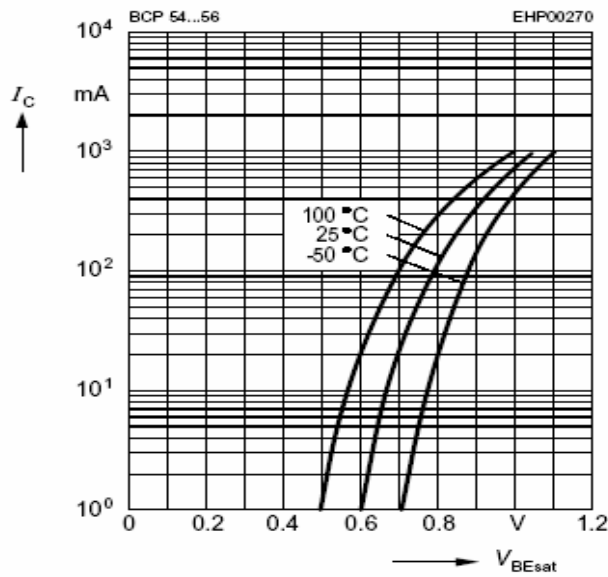
Collector cutoff current $I_{CBO} = f(T_A)$

$V_{CB} = 30V$



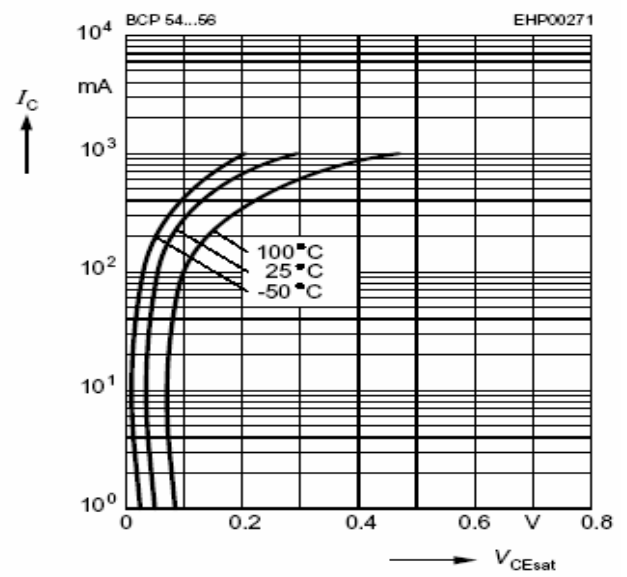
Base-emitter saturation voltage

$$I_C = f(V_{BEsat}), h_{FE} = 10$$



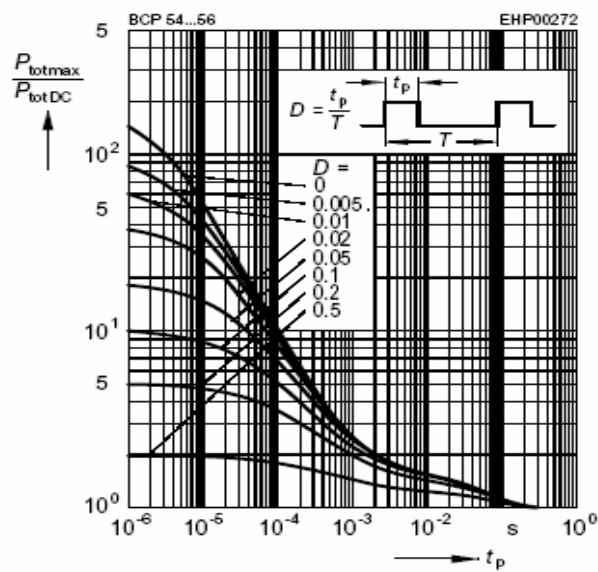
Collector-emitter saturation voltage

$$I_C = f(V_{CEsat}), h_{FE} = 10$$



Permissible pulse load

$$P_{totmax} / P_{totDC} = f(t_p)$$



X-ON Electronics

Largest Supplier of Electrical and Electronic Components

Click to view similar products for [Bipolar Transistors - BJT category](#):

Click to view products by [SLKORMICRO manufacturer](#):

Other Similar products are found below :

[619691C](#) [MCH4017-TL-H](#) [MJ15024/WS](#) [MJ15025/WS](#) [BC546/116](#) [BC556/FSC](#) [BC557/116](#) [BSW67A](#) [HN7G01FU-A\(T5L,F,T](#)
[NJVMJD148T4G](#) [NSVMMBT6520LT1G](#) [NTE187A](#) [NTE195A](#) [NTE2302](#) [NTE2330](#) [NTE2353](#) [NTE316](#) [IMX9T110](#) [NTE63](#) [NTE65](#)
[C4460](#) [SBC846BLT3G](#) [2SA1419T-TD-H](#) [2SA1721-O\(TE85L,F\)](#) [2SA1727TLP](#) [2SA2126-E](#) [2SB1202T-TL-E](#) [2SB1204S-TL-E](#) [2SC5488A-](#)
[TL-H](#) [2SD2150T100R](#) [SP000011176](#) [FMC5AT148](#) [2N2369ADCSM](#) [2SB1202S-TL-E](#) [2SC2412KT146S](#) [2SC4618TLN](#) [2SC5490A-TL-H](#)
[2SD1816S-TL-E](#) [2SD1816T-TL-E](#) [CMXT2207 TR](#) [CPH6501-TL-E](#) [MCH4021-TL-E](#) [BC557B](#) [TTC012\(Q\)](#) [BULD128DT4](#) [JANTX2N3810](#)
[Jantx2N5416](#) [US6T6TR](#) [KSF350](#) [068071B](#)