

20V/2.5A N-Channel MOSFET

Features


- Trench Power LV MOSFET technology
- High Power and current handling capability

Product Summary

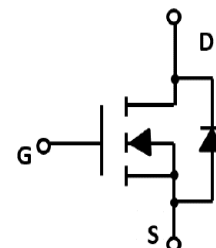
V_{DS}	$R_{DS(ON)}$ MAX	I_D MAX
20V	50m Ω @4.5V	2.5A
	85m Ω @2.5V	

Application

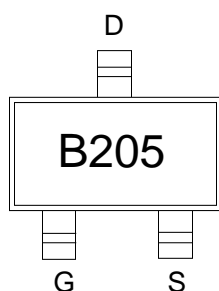
- PWM application
- Load switch



SOT-23 top view



Schematic diagram



B205: Device code

Marking and pin assignment



Halogen-Free

Absolute Maximum Ratings (TA=25°C unless otherwise noted)

Symbol	Parameter	Rating	Unit
--------	-----------	--------	------

Common Ratings (TC=25°C Unless Otherwise Noted)

V_{DS}	Drain-Source Breakdown Voltage	20	V
V_{GS}	Gate-Source Voltage	± 12	V
T_J	Maximum Junction Temperature	150	$^{\circ}\text{C}$
T_{STG}	Storage Temperature Range	-50 to 155	$^{\circ}\text{C}$
I_S	Diode Continuous Forward Current	$T_C=25^{\circ}\text{C}$ 2.5	A

Mounted on Large Heat Sink

I_{DM}	Pulse Drain Current Tested	$T_C=25^{\circ}\text{C}$ 10	A
I_D	Continuous Drain Current	$T_C=25^{\circ}\text{C}$ 2.5	A
P_D	Maximum Power Dissipation	$T_C=25^{\circ}\text{C}$ 0.5	W
$R_{\theta JA}$	Thermal Resistance Junction-to-Ambient	178	$^{\circ}\text{C/W}$

Electrical Characteristics (T_J=25°C unless otherwise noted)						
Symbol	Parameter	Condition	Min	Typ	Max	Unit
Static Electrical Characteristics @ T_J = 25°C (unless otherwise stated)						
BV _{(BR)DSS}	Drain-Source Breakdown Voltage	V _{GS} =0V, I _D =250μA	20	--	--	V
I _{DSS}	Zero Gate Voltage Drain Current	V _{DS} =20V, V _{GS} =0V	--	--	1	μA
I _{GSS}	Gate-Body Leakage Current	V _{GS} =±12V, V _{DS} =0V	--	--	±100	nA
V _{GS(th)}	Gate Threshold Voltage	V _{DS} =V _{GS} , I _D =11μA	0.7	--	1.2	V
R _{DS(on)}	Drain-Source On-State Resistance	V _{GS} =4.5V, I _D =2.5A	--	40	50	mΩ
		V _{GS} =2.5V, I _D =1.95A	--	55	85	mΩ
Dynamic Electrical Characteristics @ T_J = 25°C (unless otherwise stated)						
C _{ISS}	Input Capacitance	V _{DS} =10V, V _{GS} =0V, f=1MHz	--	222	--	pF
C _{OSS}	Output Capacitance		--	35	--	pF
C _{RSS}	Reverse Transfer Capacitance		--	25	--	pF
Switching Characteristics						
Q _g	Total Gate Charge	V _{DS} =10V, I _D =2.5A, V _{GS} =10V	--	3.6	--	nC
Q _{gs}	Gate Source Charge		--	0.9	--	nC
Q _{gd}	Gate Drain Charge		--	0.75	--	nC
t _{d(on)}	Turn-on Delay Time	V _{DD} =10V, I _D =2.5A, V _{GS} =10V, R _G =3Ω	--	6.8	--	nS
t _r	Turn-on Rise Time		--	57	--	nS
t _{d(off)}	Turn-Off Delay Time		--	14	--	nS
t _f	Turn-Off Fall Time		--	55	--	nS
Source- Drain Diode Characteristics						
V _{SD}	Forward on voltage	T _J =25°C, I _S =2.5A,	--	--	1.2	V

Typical Operating Characteristics

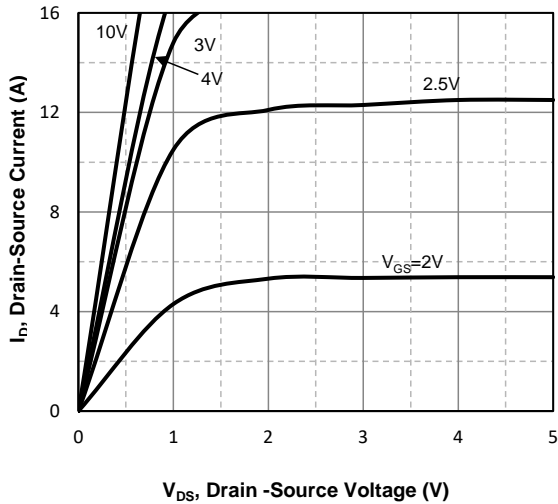


Fig1. Typical Output Characteristics

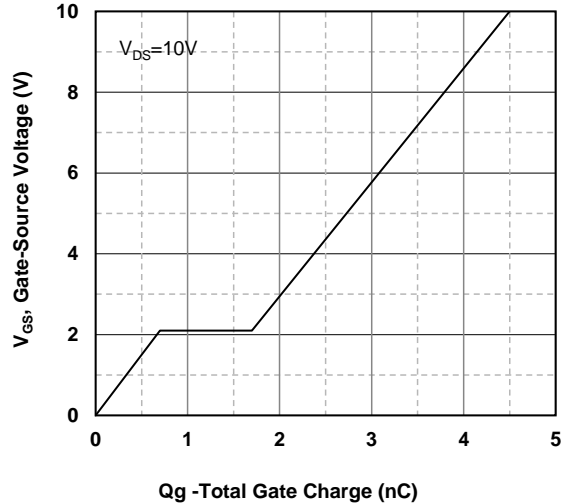


Fig2. Typical Gate Charge Vs. Gate-Source Voltage

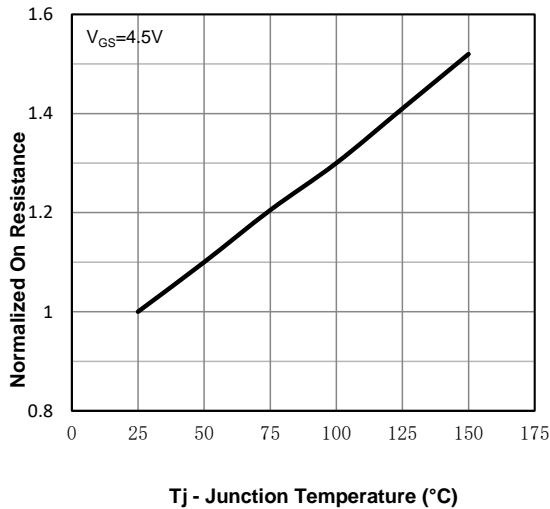


Fig3. Normalized On-Resistance Vs. Temperature

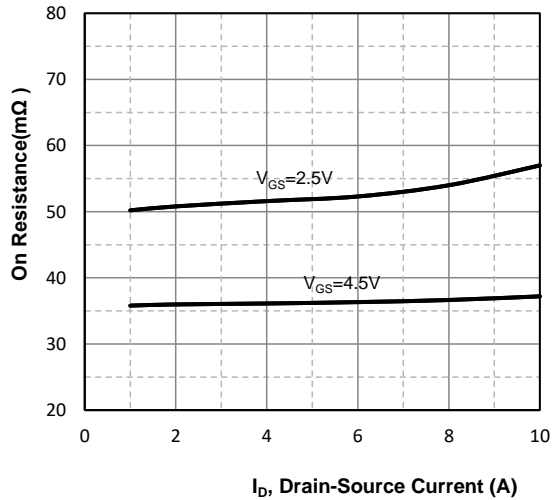


Fig4. On-Resistance Vs. Drain-Source Current

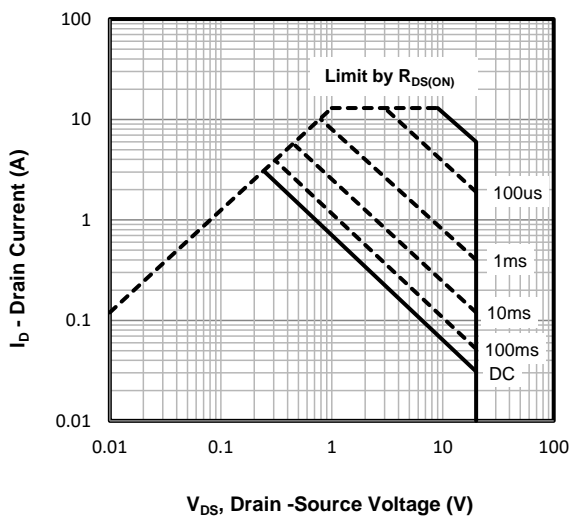


Fig5. Maximum Safe Operating Area

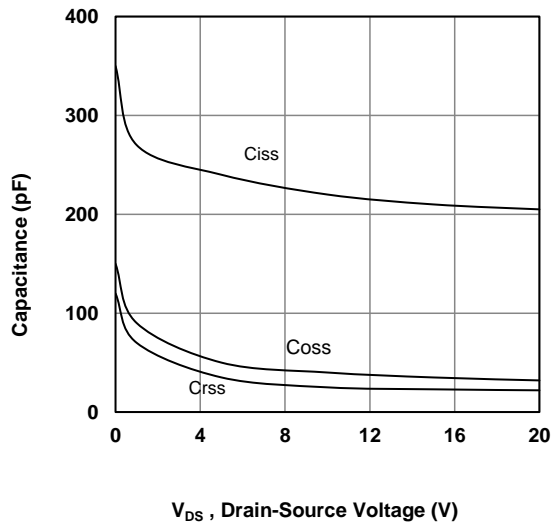
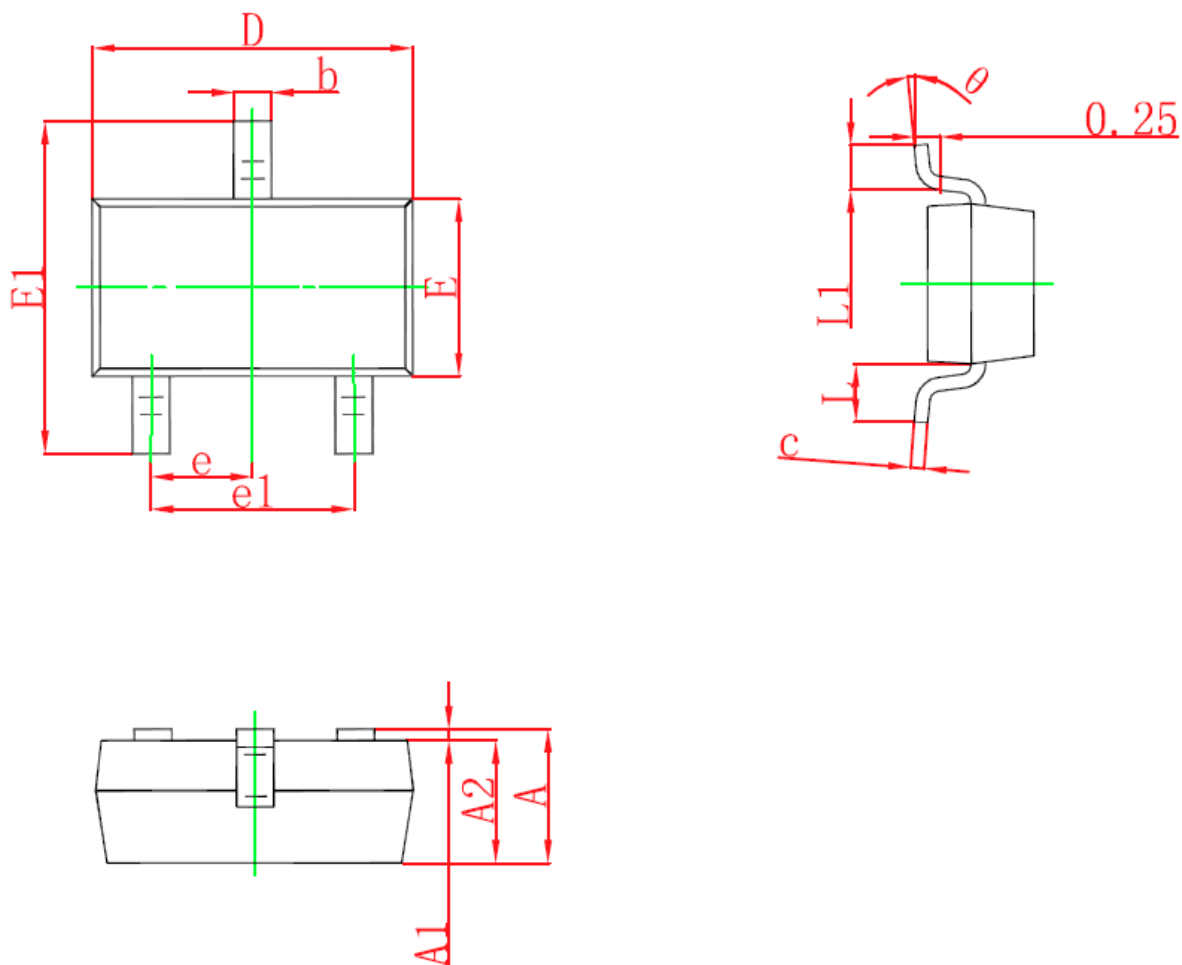


Fig6 Typical Capacitance Vs. Drain-Source Voltage

SOT-23 Package information



Symbol	Dimensions in Millimeters(mm)		Dimensions In Inches	
	Min	Max	Min	Max
A	0.900	1.150	0.035	0.045
A1	0.000	0.100	0.000	0.004
A2	0.900	1.050	0.035	0.041
b	0.300	0.500	0.012	0.020
c	0.080	0.150	0.003	0.006
D	2.800	3.000	0.110	0.118
E1	2.250	2.550	0.088	0.100
E	1.200	1.400	0.047	0.055
e	0.950TYP		0.037TYP	
e1	1.800	2.000	0.071	0.079
L	0.550 REF		0.022 REF	
L1	0.300	0.500	0.012	0.020
θ	0°	8°	0°	8°

X-ON Electronics

Largest Supplier of Electrical and Electronic Components

Click to view similar products for [MOSFET](#) category:

Click to view products by [SLKORMICRO](#) manufacturer:

Other Similar products are found below :

[IRFD120](#) [JANTX2N5237](#) [2SK2267\(Q\)](#) [BUK455-60A/B](#) [TK100A10N1,S4X\(S](#) [MIC4420CM-TR](#) [VN1206L](#) [NDP4060](#) [SI4482DY](#)
[IRS2092STRPBF-EL](#) [IPS70R2K0CEAKMA1](#) [TK31J60W5,S1VQ\(O](#) [TK31J60W,S1VQ\(O](#) [TK16J60W,S1VQ\(O](#) [2SK2614\(TE16L1,Q\)](#)
[DMN1017UCP3-7](#) [EFC2J004NUZTDG](#) [P85W28HP2F-7071](#) [DMN1053UCP4-7](#) [NTE2384](#) [DMC2700UDMQ-7](#) [DMN2080UCB4-7](#)
[DMN61D9UWQ-13](#) [US6M2GTR](#) [DMN31D5UDJ-7](#) [DMP22D4UFO-7B](#) [IPS60R3K4CEAKMA1](#) [DMN1006UCA6-7](#) [DMN16M9UCA6-7](#)
[STF5N65M6](#) [IRF40H233XTMA1](#) [STU5N65M6](#) [DMN6022SSD-13](#) [DMN13M9UCA6-7](#) [DMTH10H4M6SPS-13](#) [IPS60R360PFD7SAKMA1](#)
[DMN2990UFB-7B](#) [SSM3K35CT,L3F](#) [IPLK60R1K0PFD7ATMA1](#) [2N7002W-G](#) [MCAC30N06Y-TP](#) [IPWS65R035CFD7AXKSA1](#)
[MCQ7328-TP](#) [SSM3J143TU,LXHF](#) [DMN12M3UCA6-7](#) [PJMF280N65E1_T0_00201](#) [PJMF380N65E1_T0_00201](#)
[PJMF280N60E1_T0_00201](#) [PJMF600N65E1_T0_00201](#) [PJMF900N65E1_T0_00201](#)