

Sensitive Gate SCRS

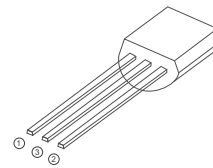
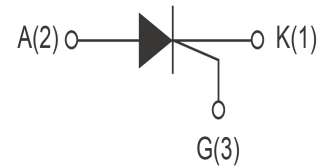
FEATURES

- > IT(RMS):0.8A
- > VGT: 0.8V
- > VDRM VRRM:600V

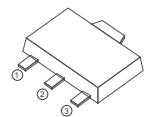
APPLICATIONS

Washing machine,vacuums, massager,solid state relay ,

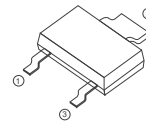
AC Motor speed regulation and so on.



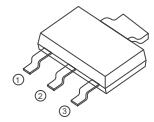
TO-92



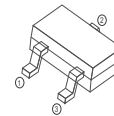
SOT-89



SOT-89-2L



SOT-223



SOT-23

Absolute Maximum Ratings (Tj=25°C unless otherwise specified)

Symbol	Parameter	Conditions	Ratings	Unit
VDRM VRRM	Repetitive Peak Off-State Voltage	BT169D	600	V
IT(AV)	Average On-state Current		0.6	A
IT(RMS)	R.M.S On-State Current		0.8	A
ITSM	Surge On-State Current	F=50Hz Tp=10ms	10	A
I ² t	I ² t for fusing	Tp=10ms	0.4	A ² s
PG(AV)	Average Gate Power Dissipation	Tj=125°C	0.1	W
PGM	Peak Gate Power Dissipation	tp=20us Tj=125°C	0.5	W
Tj	Operating Junction Temperature		~40~110	°C
TSTG	Storage Temperature		~40~150	°C

Electrical Characteristics (T_j=25°C unless otherwise specified)

Symbol	Parameter	Test Conditions	Value	Unit
IDRM	Repetitive Peak Off-State Current	T _c =25°C	≤5	uA
		T _c =110°C	≤100	uA
IRRM	Repetitive Peak Reverse Current	T _c =25°C	≤5	uA
		T _c =110°C	≤100	uA
VTM	Forward "on" voltage	I _T =1.2A t _p =380us	≤1.7	V
VGD	Gate non-trigger voltage	V _D =V _{DRM} , T _j =110°C, R _{GK} =1kΩ, R _L =3.3KΩ	≥0.1	V
VGT	Gate trigger voltage	V _D =12V ,I _T =0.1A	≤0.8	V
I _H	Holding current	I _T =50mA	≤4	mA
I _L	Latching current	I _G =1.2 I _{GT}	≤6	mA
I _{GT}	Gate trigger current	V _D =12V ,I _T =0.1A	≤200	uA
dv/dt	Critical-rate of rise of commutation voltage	T _J =110°C ,V _D =2/3V _{DRM} ,R _{GK} =1KΩ	≥10	V/us

THERMAL RESISTANCES

Symbol	Parameter		Value	Unit
R _{th(j-c)}	junction to case	TO-92/ SOT-23	75	°C/W
		SOT-89	45	
		SOT-223	31	

FIG1

Maximum power dissipation versus RMS on-state current

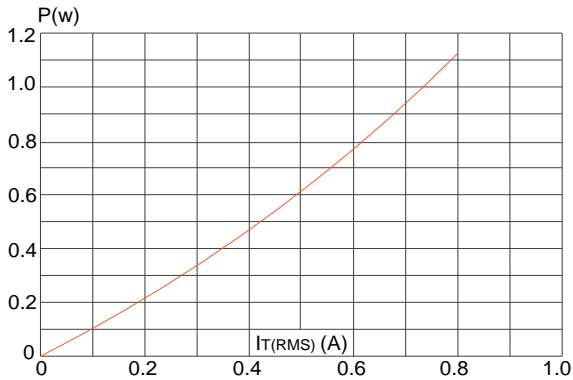


FIG2

RMS on-state current versus case temperature

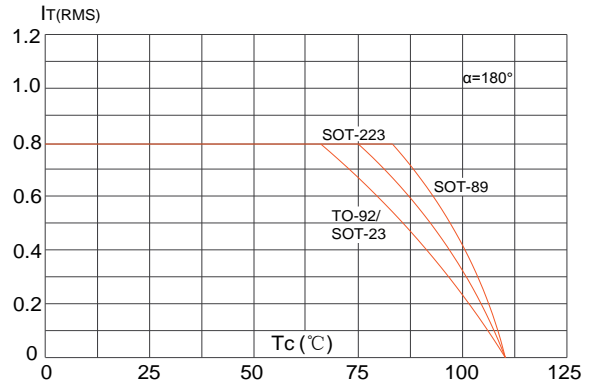


FIG3

Surge peak on-state current versus number of cycles

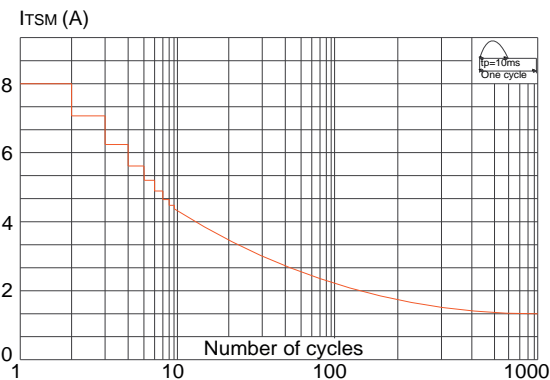


FIG4

On-state characteristics (maximum values)

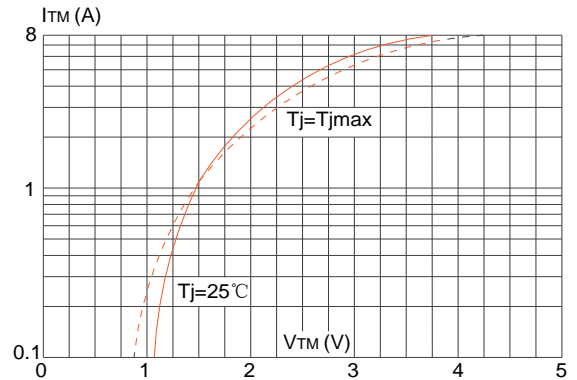


FIG5

Non-repetitive surge peak on-state current for a sinusoidal pulse with width $t_p < 20\text{ms}$, and corresponding value of I^2t ($di/dt < 100\text{A}/\mu\text{s}$)

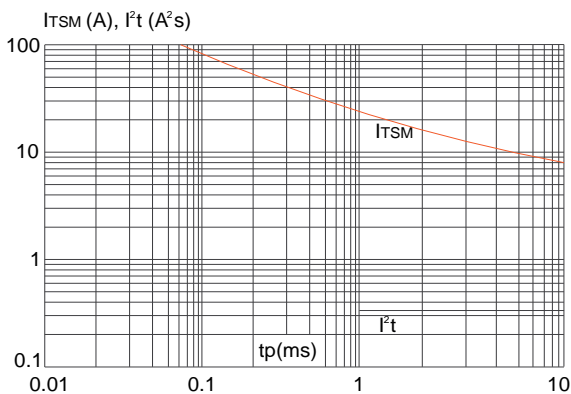
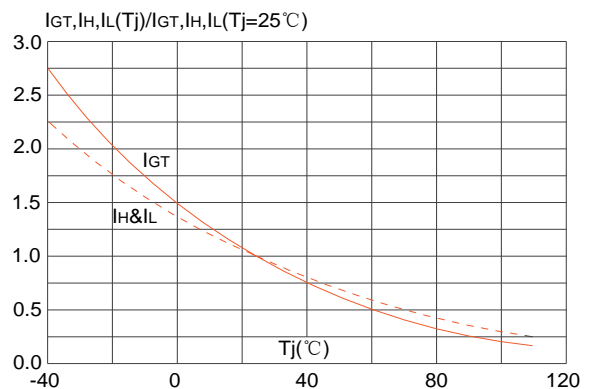
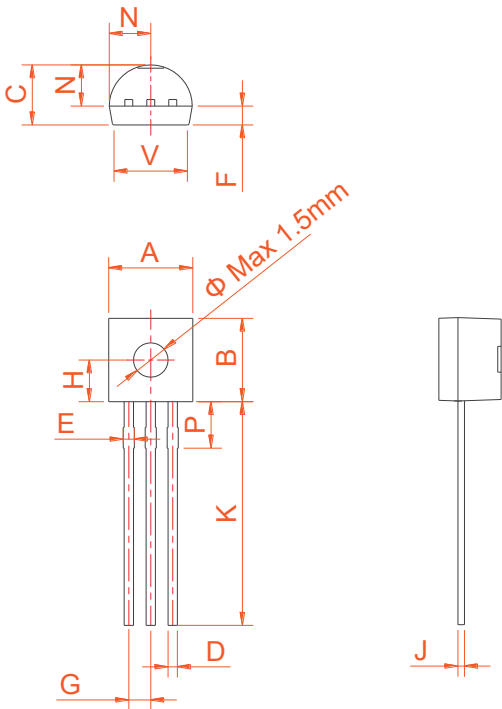


FIG6

Relative variations of gate trigger current, holding current and latching current versus junction temperature



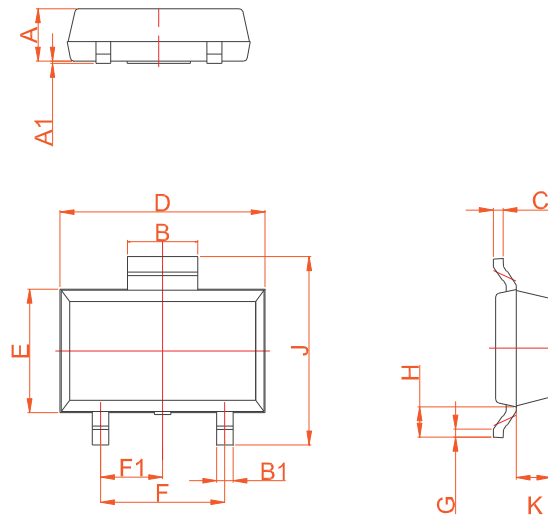
PACKAGE MECHANICAL DATA



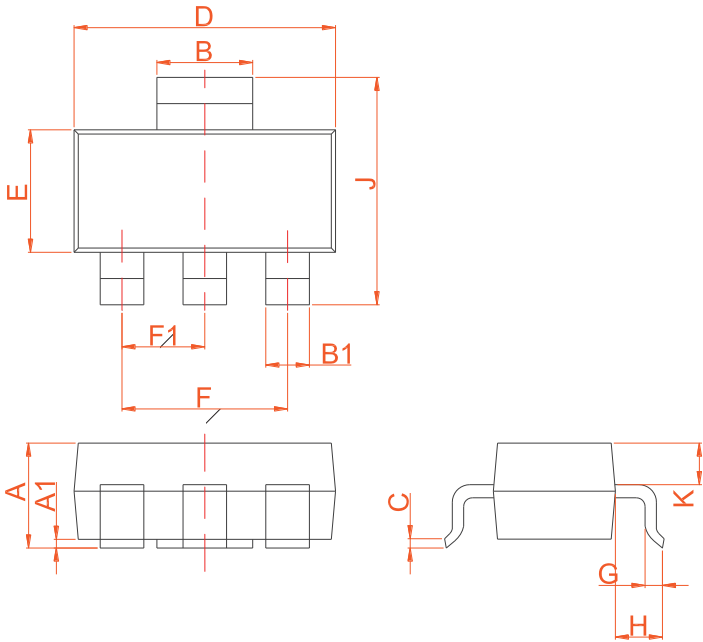
Ref.	Dimensions					
	Millimeters			Inches		
	Min.	Typ.	Max.	Min.	Typ.	Max.
A	4.45		5.20	0.175		0.205
B	4.32		5.33	0.170		0.210
C	3.18		4.19	0.125		0.165
D	0.407		0.533	0.016		0.021
E	0.60		0.80	0.024		0.031
F	-	1.1	-	-	0.043	-
G	-	1.27	-	-	0.050	-
H	-	2.30	-	-	0.091	-
J	0.36		0.50	0.014		0.020
K	12.70		15.0	0.500		0.591
N	2.04		2.66	0.080		0.105
P	1.86		2.06	0.073		0.081
V	-		4.3	-		0.169

TO-92

Ref.	Dimensions					
	Millimeters			Inches		
	Min.	Typ.	Max.	Min.	Typ.	Max.
A	1.3	1.4	1.5	0.051	0.055	0.059
A1	0.01	0.06	0.10	0.001	0.002	0.004
B	1.6	1.7	1.8	0.063	0.067	0.071
B1	0.3	0.4	0.5	0.012	0.016	0.020
C	0.22	0.254	0.32	0.009	0.010	0.013
D	4.75	4.95	5.15	0.187	0.195	0.203
E	2.75	2.95	3.15	0.108	0.116	0.124
F		3.0			0.118	
F1		1.5			0.059	
G	0.2	0.3	0.4	0.008	0.012	0.016
H	0.58	0.78	0.98	0.023	0.031	0.039
J	4.3	4.5	4.7	0.169	0.177	0.185
K		0.88			0.035	



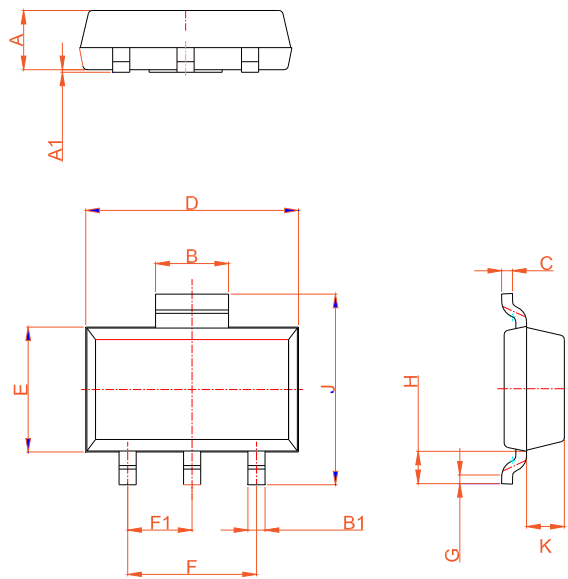
SOT-89-2L

PACKAGE MECHANICAL DATA


Ref.	Dimensions					
	Millimeters			Inches		
	Min.	Typ.	Max.	Min.	Typ.	Max.
A	1.5	1.6	1.8	0.059	0.063	0.071
A1	0	0.06	0.10	0	0.002	0.004
B	2.9	3.0	3.1	0.114	0.118	0.122
B1	0.6	0.7	0.8	0.024	0.028	0.031
C	0.22	0.26	0.32	0.009	0.010	0.013
D	6.3	6.5	6.7	0.248	0.256	0.264
E	3.3	3.5	3.7	0.130	0.138	0.146
F		4.6			0.181	
F1		2.3			0.091	
G	0.7	0.9	1.1	0.028	0.035	0.043
H	1.5	1.75	2.0	0.059	0.069	0.079
J	6.7	7.0	7.3	0.264	0.276	0.287
K	0.8	0.9	1.0	0.031	0.035	0.039

SOT-223

Ref.	Dimensions					
	Millimeters			Inches		
	Min.	Typ.	Max.	Min.	Typ.	Max.
A	1.3	1.4	1.5	0.051	0.055	0.059
A1	0.01	0.06	0.10	0.001	0.002	0.004
B	1.6	1.7	1.8	0.063	0.067	0.071
B1	0.3	0.4	0.5	0.012	0.016	0.020
C	0.22	0.254	0.32	0.009	0.010	0.013
D	4.75	4.95	5.15	0.187	0.195	0.203
E	2.75	2.95	3.15	0.108	0.116	0.124
F		3.0			0.118	
F1		1.5			0.059	
G	0.2	0.3	0.4	0.008	0.012	0.016
H	0.58	0.78	0.98	0.023	0.031	0.039
J	4.3	4.5	4.7	0.169	0.177	0.185
K		0.88			0.035	


SOT-89

X-ON Electronics

Largest Supplier of Electrical and Electronic Components

Click to view similar products for [Triacs](#) category:

Click to view products by [SLKORMICRO](#) manufacturer:

Other Similar products are found below :

[BT137-600-0Q](#) [OT415Q](#) [2N6075A](#) [NTE5688](#) [BTA2008W-800D,135](#) [D31410](#) [BT136-600,127](#) [BT137B-800,118](#) [BTA140-600,127](#)
[BTA208-800B,127](#) [MAC97A6,116](#) [BTA420-800BT,127](#) [BTA201W-800E,115](#) [BTA212B-800B,118](#) [BTA26-800CWRG](#) [BTA41-800BRG](#)
[TMA164P-L](#) [TMA166P-L](#) [TMA54S-L](#) [BT137-600E,127](#) [BTA140-800,127](#) [BTA30-600CW3G](#) [BTB16-600CW3G](#) [TMA84S-L](#)
[Z0109MN,135](#) [T825T-6I](#) [T1635T-6I](#) [T1220T-6I](#) [NTE5638](#) [ACST1235-8FP](#) [BT134-600D,127](#) [BT134-600G,127](#) [BT136X-600E,127](#)
[BT139X-800,127](#) [BTA204X-800C,127](#) [BTA208X-1000C0,127](#) [BTA216-600E,127](#) [BTA316X-600E/DG,12](#) [BTA316X-800C,127](#) [BT134-600D,127](#) [BT134-600E,127](#) [BT137X-600D,127](#) [BT139X-600E,127](#) [BTA08-600BW3G](#) [BTA201-800ER,126](#) [BTA208X-1000B,127](#)
[BTA316X-800E,127](#) [NTE56008](#) [NTE56017](#) [NTE56018](#)