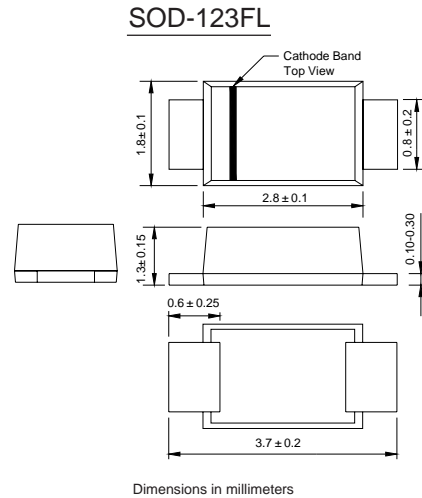


Schottky Barrier Rectifiers

Features

- Metal to silicon rectifier, majority carrier conduction.
- For use in low voltage, high frequency inverters free wheeling, and polarity protection applications.
- Low power loss, high efficiency.
- High current capability, low V_F .
- High surge capacity.
- Glass passivated



Schottky Rectifiers

Absolute Maximum Ratings*

$T_A = 25^\circ\text{C}$ unless otherwise noted

CHARACTERISTICS	SYMBOL	DSK22	DSK23	DSK24	DSK25	DSK26	DSK28	DSK210	DSK215	DSK220	UNIT
Maximum Recurrent Peak Reverse Voltage	V_{RRM}	20	30	40	50	60	80	100	150	200	V
Maximum RMS Voltage	V_{RMS}	14	21	28	35	42	56	70	100	125	V
Maximum DC Blocking Voltage	V_{DC}	20	30	40	50	60	80	100	150	200	V
Maximum Average Forward Rectified Current @ $T_L=100^\circ\text{C}$	$I_{(AV)}$	2.0									A
Peak Forward Surge Current 8.3ms Single Half Sine-Wave Super Imposed On Rated Load (JEDEC Method)	I_{FSM}	60									A
Maximum Forward Voltage at 2.0A DC	V_F	0.45	0.5	0.55	0.7		0.85	0.92	0.95		V
Maximum DC Reverse Current at Rated DC Blocking Voltage @ $T_J=25^\circ\text{C}$ @ $T_J=100^\circ\text{C}$	I_R	1.0 20									mA
Typical Junction Capacitance (Note1)	C_J	200									pF
Typical Thermal Resistance (Note2)	$R_{\theta JL}$	15									$^\circ\text{C}/\text{W}$
Operating Temperature Range	T_J	-55 to +150									$^\circ\text{C}$
Storage Temperature Range	T_{STG}	-55 to +150									$^\circ\text{C}$

FIG.1- PEAK FORWARD SURGE CURRENT

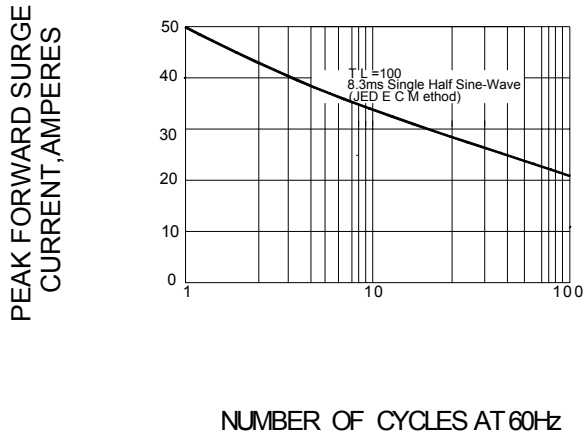


FIG.2 - TYPICAL FORWARD CHARACTERISTICS

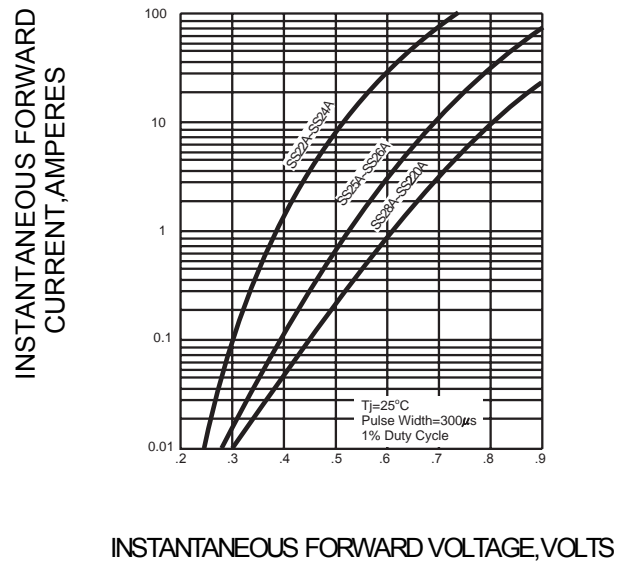
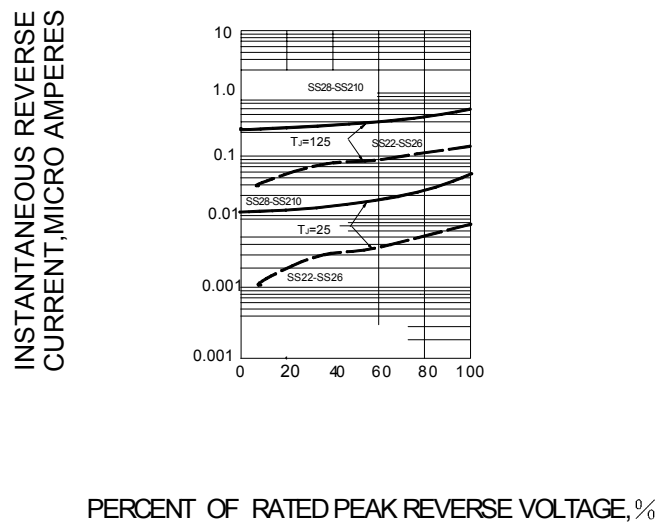


FIG.3 - TYPICAL REVERSE CHARACTERISTICS



X-ON Electronics

Largest Supplier of Electrical and Electronic Components

Click to view similar products for [Schottky Diodes & Rectifiers](#) category:

Click to view products by [SLKORMICRO](#) manufacturer:

Other Similar products are found below :

[MA4E2039](#) [MA4E2508M-1112](#) [MBR0530L-TP](#) [MBR10100CT-BP](#) [MBR1545CT](#) [MMBD301M3T5G](#) [RB160M-50TR](#)
[BAS16E6433HTMA1](#) [BAS 3010S-02LRH E6327](#) [BAT 54-02LRH E6327](#) [IDL02G65C5XUMA1](#) [NSR05F40QNXT5G](#) [NSVR05F40NXT5G](#)
[NTE555](#) [JANS1N6640](#) [SB07-03C-TB-H](#) [SK310-T](#) [SK33A-TP](#) [SK34B-TP](#) [SS3003CH-TL-E](#) [PDS3100Q-7](#) [GA01SHT18](#)
[CRS10I30A\(TE85L,QM](#) [MA4E2501L-1290](#) [MBRB30H30CT-1G](#) [JANTX1N5712-1](#) [SB007-03C-TB-E](#) [SK33B-TP](#) [SK35A-TP](#) [SK38B-LTP](#)
[NTE505](#) [NTSB30U100CT-1G](#) [VS-6CWQ10FNHM3](#) [CRG04\(T5L,TEMQ\)](#) [ACDBA1100LR-HF](#) [ACDBA1200-HF](#) [ACDBA240-HF](#)
[ACDBA3100-HF](#) [CDBQC0530L-HF](#) [ACDBA260LR-HF](#) [ACDBA1100-HF](#) [MA4E2502L-1246](#) [10BQ015-M3/5BT](#) [10BQ060-M3/5BT](#)
[NRVB130LSFT1G](#) [CRS08TE85LQM](#) [PMAD1108-LF](#) [B120Q-13-F](#) [1N5819T-G](#) [B0530WSQ-7-F](#)