

-20V/-2.4A P-Channel MOSFET

Features

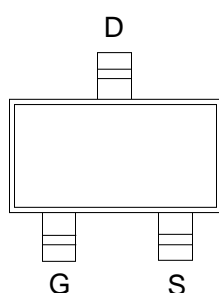
- Leading trench technology for low $R_{DS(on)}$
- Low Gate Charge

Product Summary


V_{DS}	$R_{DS(on)}$ MAX	I_D MAX
-20V	52m Ω @-4.5V	-2.4A
	70m Ω @-2.5V	

Application

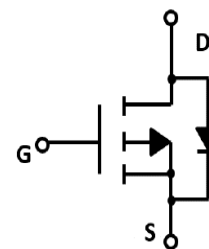
- Video monitor
- Power management



Marking and pin assignment



SOT-23 top view



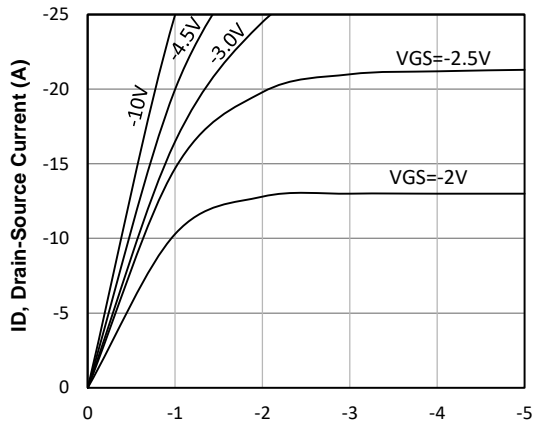
Schematic diagram

Absolute Maximum Ratings (TA=25°C unless otherwise noted)

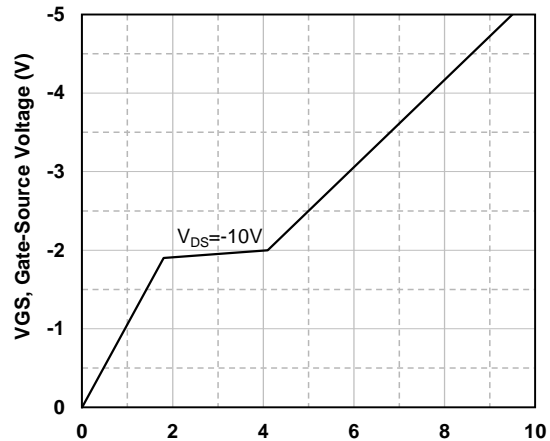
Symbol	Parameter	Rating	Unit
Common Ratings (TC=25°C Unless Otherwise Noted)			
V_{DS}	Drain-Source Breakdown Voltage	-20	V
V_{GS}	Gate-Source Voltage	± 8	V
T_J	Maximum Junction Temperature	150	$^{\circ}C$
T_{STG}	Storage Temperature Range	-55 to 150	$^{\circ}C$
I_S	Diode Continuous Forward Current	$T_c=25^{\circ}C$ -2.4	A
Mounted on Large Heat Sink			
I_{DM}	Pulse Drain Current Tested	$T_c=25^{\circ}C$ -10	A
I_D	Continuous Drain Current	$T_c=25^{\circ}C$ -2.4	A
P_D	Maximum Power Dissipation	$T_c=25^{\circ}C$ 0.5	W
$R_{\theta JA}$	Thermal Resistance Junction-to-Ambient	250	$^{\circ}C/W$

Electrical Characteristics (T_J=25°C unless otherwise noted)						
Symbol	Parameter	Condition	Min	Typ	Max	Unit
Static Electrical Characteristics @ T_J = 25°C (unless otherwise stated)						
B _{V(BR)DSS}	Drain-Source Breakdown Voltage	V _{GS} =0V, I _D =-250μA	-20	--	--	V
I _{DSS}	Zero Gate Voltage Drain Current	V _{DS} =-16V, V _{GS} =0V	--	--	-1	μA
I _{GSS}	Gate-Body Leakage Current	V _{GS} =±8V, V _{DS} =0V	--	--	±100	nA
V _{GS(th)}	Gate Threshold Voltage	V _{DS} =V _{GS} , I _D =-250μA	-0.4	-0.7	-1.5	V
R _{DS(on)}	Drain-Source On-State Resistance	V _{GS} =-4.5V, I _D =-2.4A	--	36	52	mΩ
		V _{GS} =-2.5V, I _D =-2.0A	--	47	70	mΩ
		V _{GS} =-1.8V, I _D =-1.8A	--	65	100	mΩ
Dynamic Electrical Characteristics @ T_J = 25°C (unless otherwise stated)						
C _{ISS}	Input Capacitance	V _{DS} =-10V, V _{GS} =0V, f=1MHz	--	605	--	pF
C _{OSS}	Output Capacitance		--	115	--	pF
C _{RSS}	Reverse Transfer Capacitance		--	105	--	pF
Switching Characteristics						
Q _g	Total Gate Charge	V _{DS} =-10V, I _D =-3A, V _{GS} =-10V	--	8.5	--	nC
Q _{gs}	Gate Source Charge		--	1.5	--	nC
Q _{gd}	Gate Drain Charge		--	2.6	--	nC
t _{d(on)}	Turn-on Delay Time	V _{DD} =-10V, I _D =-3.8A, V _{GS} =-4.5V, R _G =2.8Ω	--	5.5	--	nS
t _r	Turn-on Rise Time		--	35	--	nS
t _{d(off)}	Turn-Off Delay Time		--	52	--	nS
t _f	Turn-Off Fall Time		--	55	--	nS
Source- Drain Diode Characteristics						
V _{SD}	Forward on voltage	T _J =25°C, I _S =-2.4A,	--	--	-1.2	V

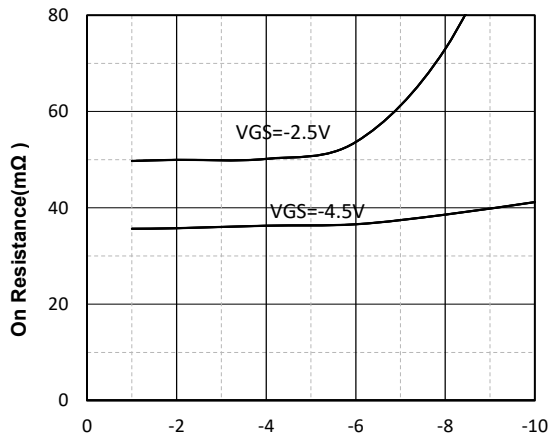
Typical Operating Characteristics



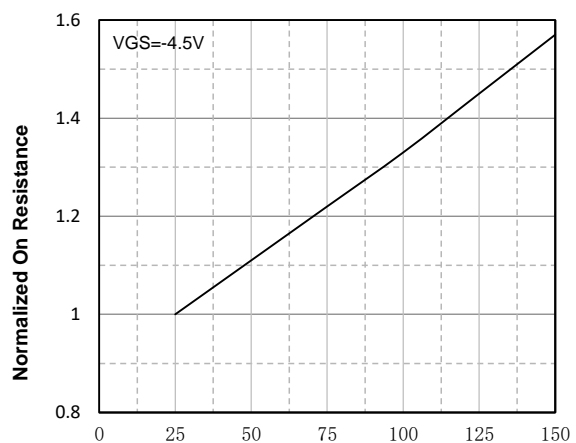
VDS, Drain -Source Voltage (V)
Fig1. Typical Output Characteristics



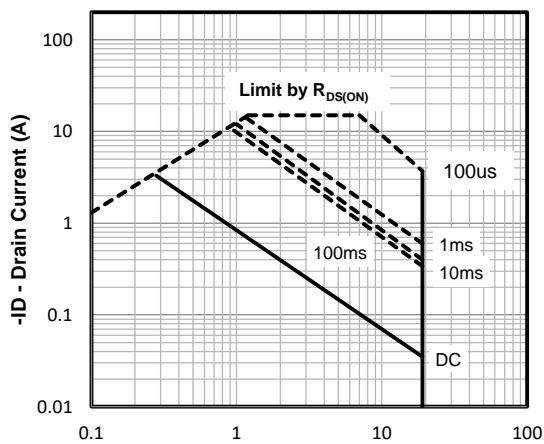
Qg -Total Gate Charge (nC)
Fig2. Typical Gate Charge Vs. Gate-Source Voltage



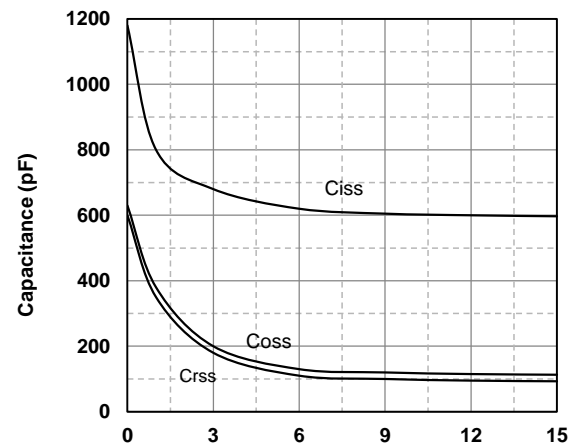
ID, Drain-Source Current (A)
Fig3. Drain-Source on Resistance



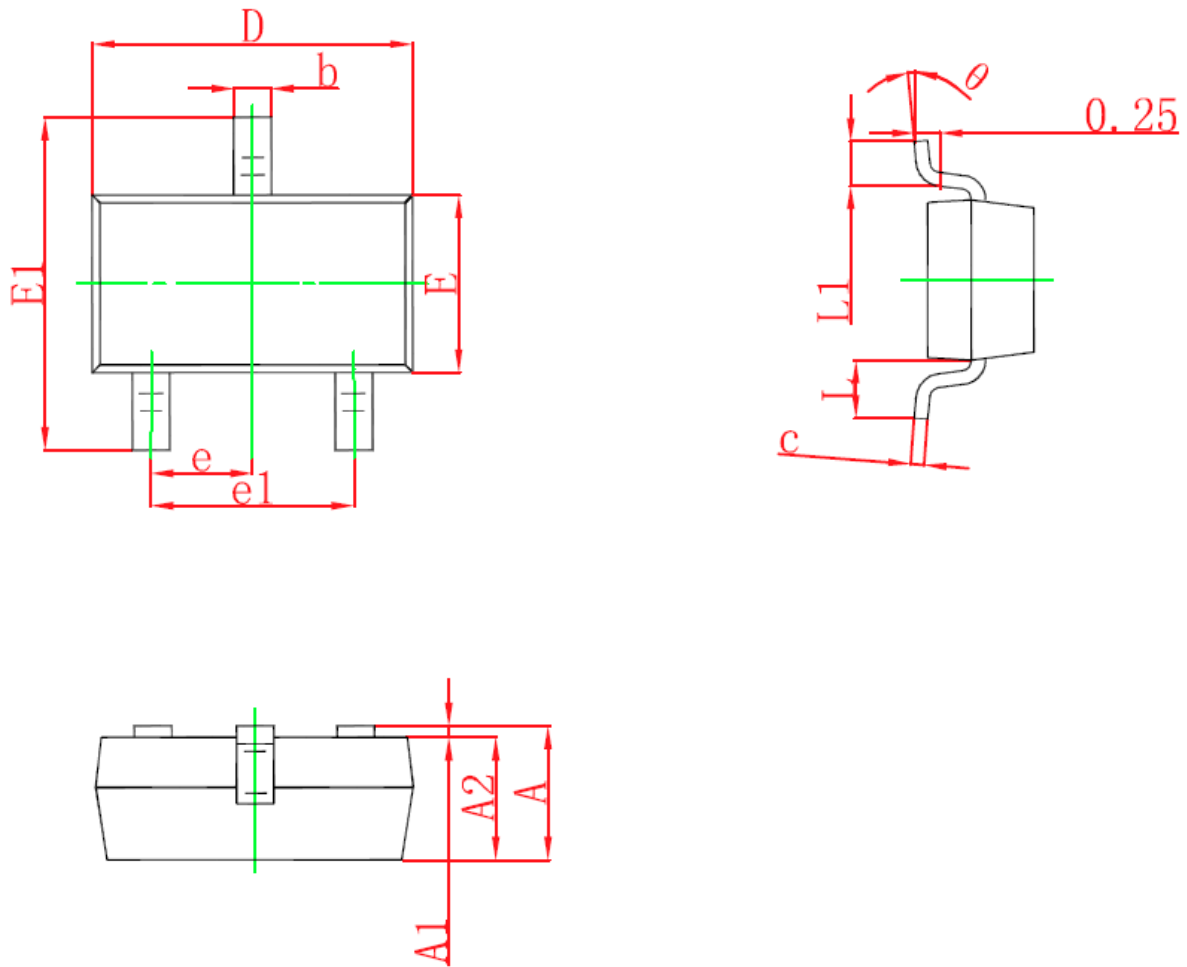
Tj - Junction Temperature (°C)
Fig4. Normalized On-Resistance Vs. Temperature



-VDS, Drain -Source Voltage (V)
Fig5. Maximum Safe Operating Area



-VDS, Drain-Source Voltage (V)
Fig6 Typical Capacitance Vs. Drain-Source Voltage

SOT-23 Package information


Symbol	Dimensions in Millimeters(mm)		Dimensions In Inches	
	Min	Max	Min	Max
A	0.900	1.150	0.035	0.045
A1	0.000	0.100	0.000	0.004
A2	0.900	1.050	0.035	0.041
b	0.300	0.500	0.012	0.020
c	0.080	0.150	0.003	0.006
D	2.800	3.000	0.110	0.118
E1	2.250	2.550	0.088	0.100
E	1.200	1.400	0.047	0.055
e	0.950TYP		0.037TYP	
e1	1.800	2.000	0.071	0.079
L	0.550 REF		0.022 REF	
L1	0.300	0.500	0.012	0.020
θ	0°	8°	0°	8°

X-ON Electronics

Largest Supplier of Electrical and Electronic Components

Click to view similar products for [MOSFET](#) category:

Click to view products by [SLKORMICRO](#) manufacturer:

Other Similar products are found below :

[IRFD120](#) [JANTX2N5237](#) [2SK2267\(Q\)](#) [BUK455-60A/B](#) [TK100A10N1,S4X\(S](#) [MIC4420CM-TR](#) [VN1206L](#) [NDP4060](#) [SI4482DY](#)
[IRS2092STRPBF-EL](#) [IPS70R2K0CEAKMA1](#) [TK31J60W5,S1VQ\(O](#) [TK31J60W,S1VQ\(O](#) [TK16J60W,S1VQ\(O](#) [2SK2614\(TE16L1,Q\)](#)
[DMN1017UCP3-7](#) [EFC2J004NUZTDG](#) [P85W28HP2F-7071](#) [DMN1053UCP4-7](#) [NTE2384](#) [DMC2700UDMQ-7](#) [DMN2080UCB4-7](#)
[DMN61D9UWQ-13](#) [US6M2GTR](#) [DMN31D5UDJ-7](#) [DMP22D4UFO-7B](#) [IPS60R3K4CEAKMA1](#) [DMN1006UCA6-7](#) [DMN16M9UCA6-7](#)
[STF5N65M6](#) [IRF40H233XTMA1](#) [STU5N65M6](#) [DMN6022SSD-13](#) [DMN13M9UCA6-7](#) [DMTH10H4M6SPS-13](#) [IPS60R360PFD7SAKMA1](#)
[DMN2990UFB-7B](#) [SSM3K35CT,L3F](#) [IPLK60R1K0PFD7ATMA1](#) [2N7002W-G](#) [MCAC30N06Y-TP](#) [IPWS65R035CFD7AXKSA1](#)
[MCQ7328-TP](#) [SSM3J143TU,LXHF](#) [DMN12M3UCA6-7](#) [PJMF280N65E1_T0_00201](#) [PJMF380N65E1_T0_00201](#)
[PJMF280N60E1_T0_00201](#) [PJMF600N65E1_T0_00201](#) [PJMF900N65E1_T0_00201](#)