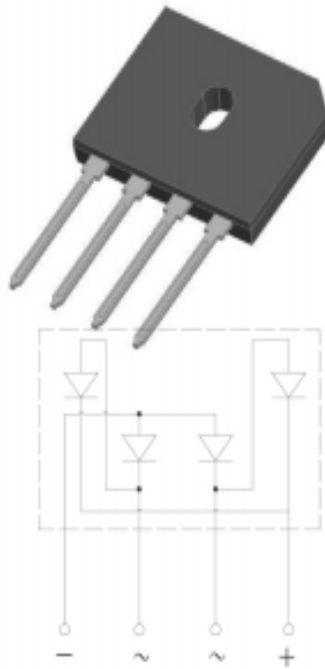


## GLASS PASSIVATED BRIDGE RECTIFIERS

Reverse Voltage: 50 to 1000 Volts Forward Current:8.0Ampere

### Bridge Rectifier



#### Features

- UL recognition, file #E230084
- Ideal for printed circuit boards
- High surge current capability
- Solder dip 275 °C max. 7 s, per JESD 22-B106

#### Typical Applications

General purpose use in AC/DC bridge full wave rectification for monitor, TV, printer, power supply, switching mode power supply, adapter, audio equipment, and home appliances applications.

#### Mechanical Data

- **Package:** GBU  
Molding compound meets UL 94 V-0 flammability rating, RoHS-compliant
- **Terminals:** Tin plated leads, solderable per J-STD-002 and JESD22-B102
- **Polarity:** As marked on body

#### ■Maximum Ratings ( $T_A=25^\circ\text{C}$ Unless otherwise specified)

PARAMETER	SYMBOL	UNIT	GBU8005	GBU801	GBU802	GBU804	GBU806	GBU808	GBU810
Device marking code			GBU8005	GBU801	GBU802	GBU804	GBU806	GBU808	GBU810
Repetitive peak reverse voltage	VRRM	V	50	100	200	400	600	800	1000
Average rectified output current @60Hz sine wave, R-load	With heatsink $T_c=110^\circ\text{C}$	I <sub>O</sub>	A	8.0					
	Without heatsink $T_a=25^\circ\text{C}$			3.2					
Surge(non-repetitive)forward current @60Hz half sine wave, 1 cycle, $T_j=25^\circ\text{C}$	IFSM	A	175						
Current squared time @1ms≤t≤8.3ms $T_j=25^\circ\text{C}$ , Rating of per diode	i <sup>2</sup> t	A <sup>2</sup> S	127						
Storage temperature	T <sub>stg</sub>	°C	-55 ~+150						
Junction temperature	T <sub>j</sub>	°C	-55 ~+150						
Dielectric strength @ terminals to case, AC 1 minute	V <sub>dis</sub>	KV	2.5						
Mounting torque @recommend torque: 5kg·cm	T <sub>or</sub>	kg·cm	8						

#### ■Electrical Characteristics ( $T_A=25^\circ\text{C}$ Unless otherwise specified)

PARAMETER	SYMBOL	UNIT	TEST CONDITIONS	GBU8005	GBU801	GBU802	GBU804	GBU806	GBU808	GBU810
Maximum instantaneous forward voltage drop per diode	V <sub>F</sub>	V	IFM=4.0A	1.00						
Maximum DC reverse current at rated DC blocking voltage per diode	I <sub>RRM</sub>	µA	V <sub>RM</sub> =VRRM	5						

## ■ Thermal Characteristics ( $T_a=25^\circ\text{C}$ Unless otherwise specified)

PARAMETER		SYMBOL	UNIT	GBU8005	GBU801	GBU802	GBU804	GBU806	GBU808	GBU810
Thermal Resistance	Between junction and ambient, Without heatsink	$R_{\theta J-A}$	$^\circ\text{C/W}$	25.0						
	Between junction and case, With heatsink	$R_{\theta J-C}$		2.3						

## ■ Characteristics (Typical)

FIG1:  $I_o$ - $T_c$  Curve

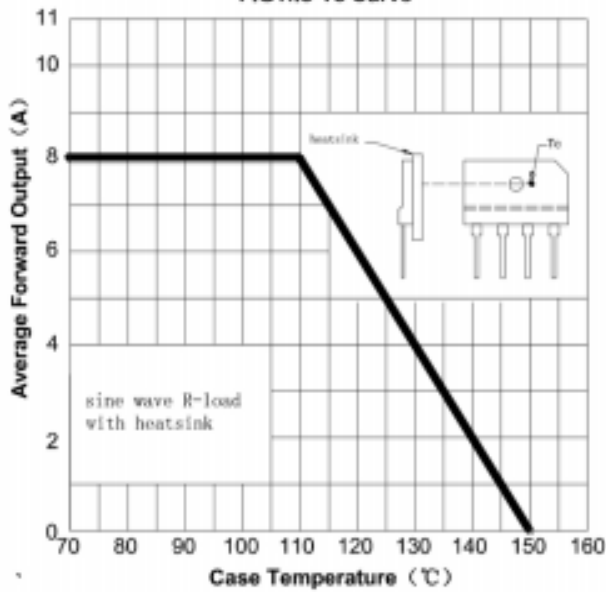


FIG2: Surge Forward Current Capability

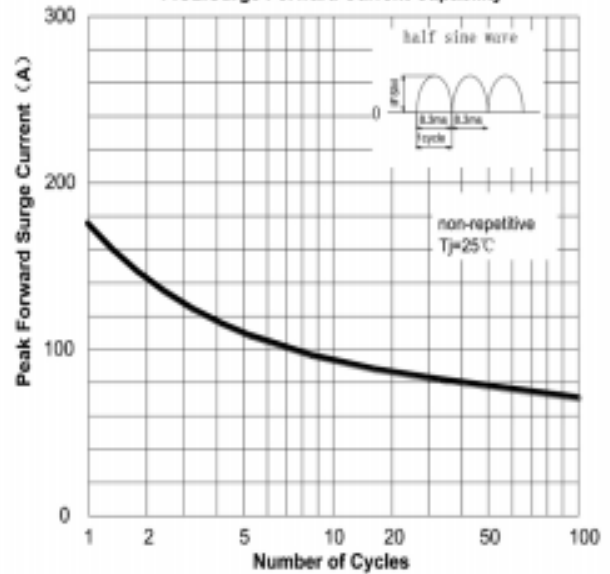


FIG3: Forward Voltage

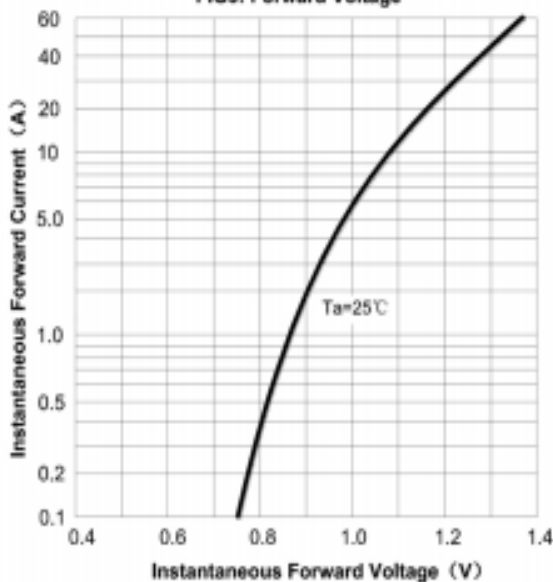
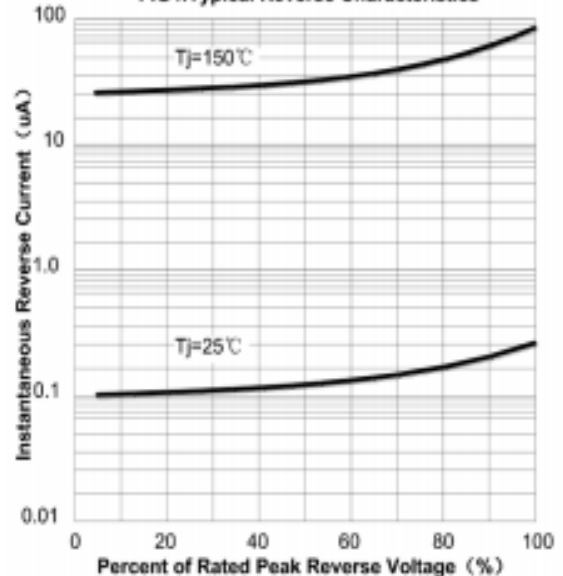
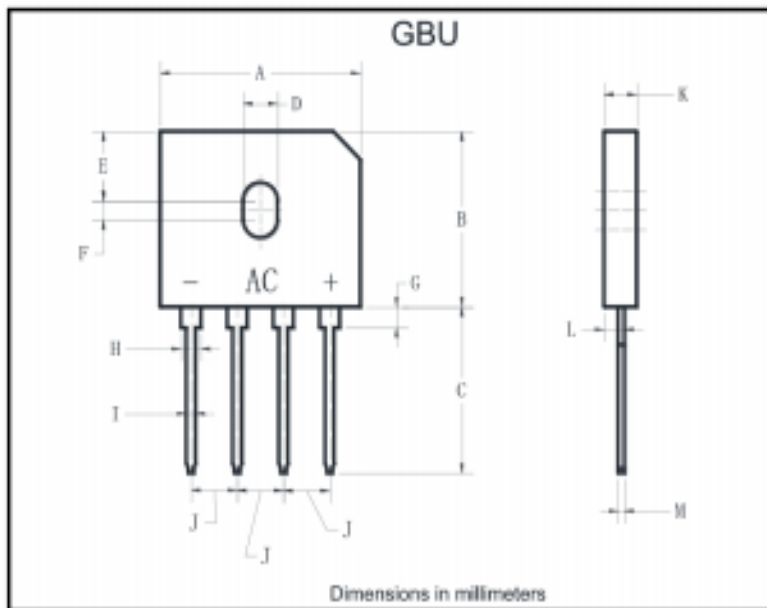


FIG4: Typical Reverse Characteristics



## ■ Outline Dimensions



GBU		
Dim	Min	Max
A	21.80	22.30
B	18.30	18.80
C	17.50	18.00
D	3.50	4.10
E	7.40	7.90
F	1.65	2.16
G	1.91	2.54
H	2.06	2.54
I	1.02	1.27
J	4.83	5.33
K	3.30	3.56
L	2.40	2.66
M	0.46	0.56

## X-ON Electronics

Largest Supplier of Electrical and Electronic Components

*Click to view similar products for [Bridge Rectifiers](#) category:*

*Click to view products by [SLKORMICRO](#) manufacturer:*

Other Similar products are found below :

[MB2510](#) [MB252](#) [MB356G](#) [MB358G](#) [90MT160KPBF](#) [GBJ1504-BP](#) [GBU10B-BP](#) [GBU15K-BP](#) [GBU4A-BP](#) [GBU4D-BP](#) [GBU6B-E3/45](#)  
[DB101-BP](#) [DF01](#) [DF10SA-E345](#) [BU1508-E3/45](#) [BU1510-E3/45](#) [KBPC50-10S](#) [RS405GL-BP](#) [GBJ1502-BP](#) [GBU6M](#) [GSIB1520-E3/45](#)  
[2KBB10](#) [36MB140A](#) [TB102M](#) [MB1510](#) [MB86](#) [TL401G](#) [MDA920A2](#) [TU602](#) [TU810](#) [MP5010W-BP](#) [MP501W-BP](#) [MP502-BP](#)  
[BR84DTP204](#) [BU1508-E3/51](#) [KBPC25-02](#) [VS-110MT120KPBF](#) [VS-2KBB60](#) [VS-60MT120KPBF](#) [VS-60MT80KPBF](#) [DB105-BP](#) [DF1510S](#)  
[VS-40MT160PAPBF](#) [VISKBU8K-E4/51](#) [36MT100](#) [GBU4G-BP](#) [GBU6B-E3/51](#) [DF15005S-E3/77](#) [GSIB15A80-E3/45](#) [DB104-BP](#)