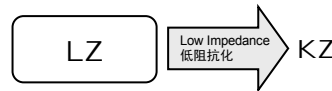


LZ Series

LOW IMPEDANCE

低阻抗品

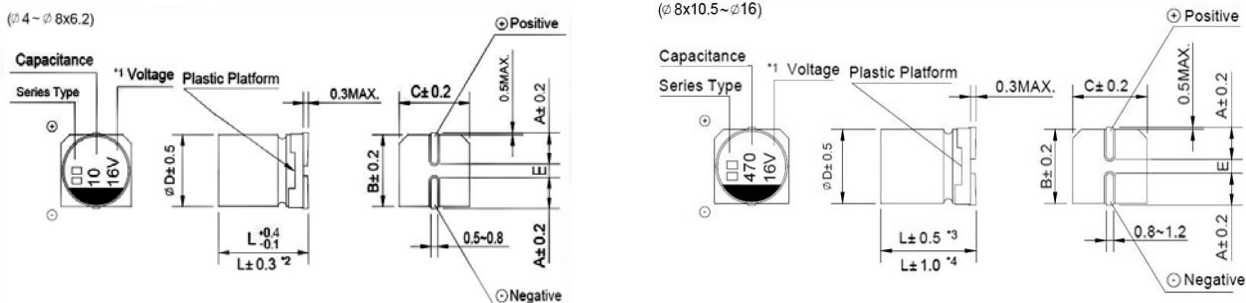
- Low impedance with temperature range -55 ~ +105°C
低阻抗和適用於 -55 ~ +105°C 的溫度範圍
- Load life of 1000 ~ 2000 hours
負荷壽命 1000 ~ 2000 小時
- Comply with the RoHS directive
符合 RoHS 指令



SPECIFICATIONS 特性表

Items 項目	Characteristics 主要特性																																						
Operation Temperature Range 使用溫度範圍	-55 ~ +105°C																																						
Voltage Range 額定工作電壓範圍	6.3 ~ 63V																																						
Capacitance Range 靜電容量範圍	1 ~ 4700µF																																						
Capacitance Tolerance 靜電容量允許偏差	±20% at 120Hz, 20°C																																						
Leakage Current 漏電流	Leakage current (∅4~∅10) ≅ 0.01CV or 3µA, whichever is greater (after 2 minutes application of rated voltage) Leakage current (∅12.5~∅16) ≅ 0.03CV or 4µA, whichever is greater (after 1 minute application of rated voltage) 漏電流 (∅4~∅10) ≅ 0.01CV 或 3µA, 取較大值 (施加額定工作電壓 2 分鐘後) 漏電流 (∅12.5~∅16) ≅ 0.03CV 或 4µA, 取較大值 (施加額定工作電壓 1 分鐘後)																																						
Dissipation Factor (tan δ) 損耗角正切	Measurement frequency 測試頻率: 120Hz, Temperature 溫度: 20°C <table border="1"> <thead> <tr> <th>Rated Voltage (V) 額定工作電壓</th> <th>6.3</th> <th>10</th> <th>16</th> <th>25</th> <th>35</th> <th>50</th> </tr> </thead> <tbody> <tr> <td>∅4~∅10</td> <td>0.22</td> <td>0.19</td> <td>0.16</td> <td>0.14</td> <td>0.12</td> <td>0.12</td> </tr> <tr> <td>∅12.5~∅16</td> <td>0.26</td> <td>0.22</td> <td>0.18</td> <td>0.16</td> <td>0.14</td> <td>0.12</td> </tr> </tbody> </table>	Rated Voltage (V) 額定工作電壓	6.3	10	16	25	35	50	∅4~∅10	0.22	0.19	0.16	0.14	0.12	0.12	∅12.5~∅16	0.26	0.22	0.18	0.16	0.14	0.12																	
Rated Voltage (V) 額定工作電壓	6.3	10	16	25	35	50																																	
∅4~∅10	0.22	0.19	0.16	0.14	0.12	0.12																																	
∅12.5~∅16	0.26	0.22	0.18	0.16	0.14	0.12																																	
Stability at Low Temperature 低溫特性	Measurement frequency 測試頻率: 120Hz <table border="1"> <thead> <tr> <th colspan="2">Rated Voltage (V) 額定工作電壓</th> <th>6.3</th> <th>10</th> <th>16</th> <th>25</th> <th>35</th> <th>50</th> </tr> </thead> <tbody> <tr> <td rowspan="2">Impedance Ratio 阻抗比</td> <td>∅4~∅10</td> <td>Z(-25°C) / Z(20°C)</td> <td>2</td> <td>2</td> <td>2</td> <td>2</td> <td>2</td> </tr> <tr> <td></td> <td>Z(-55°C) / Z(20°C)</td> <td>5</td> <td>4</td> <td>4</td> <td>3</td> <td>3</td> </tr> <tr> <td rowspan="2">ZT/Z20 (max.)</td> <td>∅4~∅10</td> <td>Z(-25°C) / Z(20°C)</td> <td>3</td> <td>3</td> <td>2</td> <td>2</td> <td>2</td> </tr> <tr> <td>∅12.5~∅16</td> <td>Z(-55°C) / Z(20°C)</td> <td>10</td> <td>8</td> <td>6</td> <td>4</td> <td>3</td> </tr> </tbody> </table>	Rated Voltage (V) 額定工作電壓		6.3	10	16	25	35	50	Impedance Ratio 阻抗比	∅4~∅10	Z(-25°C) / Z(20°C)	2	2	2	2	2		Z(-55°C) / Z(20°C)	5	4	4	3	3	ZT/Z20 (max.)	∅4~∅10	Z(-25°C) / Z(20°C)	3	3	2	2	2	∅12.5~∅16	Z(-55°C) / Z(20°C)	10	8	6	4	3
Rated Voltage (V) 額定工作電壓		6.3	10	16	25	35	50																																
Impedance Ratio 阻抗比	∅4~∅10	Z(-25°C) / Z(20°C)	2	2	2	2	2																																
		Z(-55°C) / Z(20°C)	5	4	4	3	3																																
ZT/Z20 (max.)	∅4~∅10	Z(-25°C) / Z(20°C)	3	3	2	2	2																																
	∅12.5~∅16	Z(-55°C) / Z(20°C)	10	8	6	4	3																																
Load Life 高溫負荷特性	After 2000 hrs. (1000 hrs. for ∅4~∅6.3x5.4) application of the rated voltage at 105°C, they meet the characteristics listed below. 在 105°C 環境中施加額定工作電壓 2000 小時 (∅4~∅6.3x5.4 為 1000 小時) 後, 電容器的特性符合下表的要求。 <table border="1"> <tbody> <tr> <td>Capacitance Change 靜電容量變化率</td> <td>Within ±20% of initial value 初始值的±20%以內</td> </tr> <tr> <td>Dissipation Factor 損耗角正切</td> <td>200% or less of initial specified value 不大於規範值的 200%</td> </tr> <tr> <td>Leakage Current 漏電流</td> <td>initial specified value or less 不大於規範值</td> </tr> </tbody> </table>	Capacitance Change 靜電容量變化率	Within ±20% of initial value 初始值的±20%以內	Dissipation Factor 損耗角正切	200% or less of initial specified value 不大於規範值的 200%	Leakage Current 漏電流	initial specified value or less 不大於規範值																																
Capacitance Change 靜電容量變化率	Within ±20% of initial value 初始值的±20%以內																																						
Dissipation Factor 損耗角正切	200% or less of initial specified value 不大於規範值的 200%																																						
Leakage Current 漏電流	initial specified value or less 不大於規範值																																						
Shelf Life 高溫貯存特性	After leaving capacitors under no load at 105°C for 1000 hours, they meet the specified value for load life characteristics listed above. 在 105°C 環境中無負荷放置 1000 小時後, 電容器的特性符合高溫負荷特性中所列的規定值。																																						
Resistance to Soldering Heat 耐焊接熱特性	After reflow soldering and restored at room temperature, they meet the characteristics listed below. 經過回流焊並冷卻至室溫後, 電容器的特性符合下表的要求。 <table border="1"> <tbody> <tr> <td>Capacitance Change 靜電容量變化率</td> <td>Within ±10% of initial value 初始值的±10%以內</td> </tr> <tr> <td>Dissipation Factor 損耗角正切</td> <td>initial specified value or less 不大於規範值</td> </tr> <tr> <td>Leakage Current 漏電流</td> <td>initial specified value or less 不大於規範值</td> </tr> </tbody> </table>	Capacitance Change 靜電容量變化率	Within ±10% of initial value 初始值的±10%以內	Dissipation Factor 損耗角正切	initial specified value or less 不大於規範值	Leakage Current 漏電流	initial specified value or less 不大於規範值																																
Capacitance Change 靜電容量變化率	Within ±10% of initial value 初始值的±10%以內																																						
Dissipation Factor 損耗角正切	initial specified value or less 不大於規範值																																						
Leakage Current 漏電流	initial specified value or less 不大於規範值																																						
Marking 標示	Black print on the case top. 鉛殼頂部黑字印刷。																																						

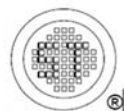
DRAWING (Unit: mm) 外形圖



- *1. Voltage mark for 6.3V is [6V] 6.3V 的產品標識為 [6V]
 *2. Applicable to ∅6.3x7.7 適用於∅6.3x7.7
 *3. Applicable to ∅8x10.5~∅10 適用於∅8x10.5~∅10
 *4. Applicable to ∅12.5~∅16 適用於∅12.5~∅16

NOTE: All designs and specifications are for reference only and are subject to change without prior notice. If any doubt about safety for your application, please contact us immediately for technical assistance before purchase.

注: 以上所提供的設計及特性參數僅供參考, 任何修改不預先通知。如果在使用上有疑問, 請在採購前與我們聯繫, 以便提供技術上的協助。



LZ Series

□ DIMENSIONS (Unit: mm) 尺寸表

∅D x L	4 x 5.4	5 x 5.4	6.3 x 5.4	6.3 x 7.7	8 x 6.2	8 x 10.5	10 x 10.5	10 x 12.5	12.5 x 13.5	12.5 x 16	16 x 16.5
A	1.9	2.2	2.6	2.6	3.3	3.2	3.2	3.2	4.7	4.7	5.5
B	4.3	5.3	6.6	6.6	8.3	8.3	10.3	10.3	13.0	13.0	17.0
C	4.3	5.3	6.6	6.6	8.3	8.3	10.3	10.3	13.0	13.0	17.0
E ± 0.2	1.0	1.3	2.2	2.2	2.2	3.1	4.4	4.4	4.4	4.4	6.7
L	5.4	5.4	5.4	7.7	6.2	10.5	10.5	13.5	13.5	16.0	16.5

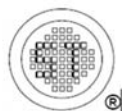
□ DIMENSIONS & MAXIMUM PERMISSIBLE RIPPLE CURRENT & IMPEDANCE 規格尺寸及最大允許紋波電流及阻抗值

μF	WV Code 代碼	6.3			10			16		
		0J			1A			1C		
10	100							4 x 5.4	3.0	60
15	150							5 x 5.4 (4 x 5.4)	1.8 (3.0)	95 (60)
22	220	4 x 5.4	3.0	60	5 x 5.4 (4 x 5.4)	1.8 (3.0)	95 (60)	5 x 5.4 (4 x 5.4)	1.8 (3.0)	95 (60)
33	330	5 x 5.4 (4 x 5.4)	1.8 (3.0)	95 (60)	5 x 5.4 (4 x 5.4)	1.8 (3.0)	95 (60)	6.3 x 5.4 (5 x 5.4)	1.0 (1.8)	140 (95)
47	470	5 x 5.4 (4 x 5.4)	1.8 (3.0)	95 (60)	6.3 x 5.4 (5 x 5.4)	1.0 (1.8)	140 (95)	6.3 x 5.4 (5 x 5.4)	1.0 (1.8)	140 (95)
68	680	6.3 x 5.4 (5 x 5.4)	1.0 (1.8)	140 (95)	6.3 x 5.4	1.0	140	6.3 x 7.7 (6.3 x 5.4)	0.6 (1.0)	230 (140)
100	101	6.3 x 5.4 (5 x 5.4)	1.0 (1.8)	140 (95)	6.3 x 7.7 (6.3 x 5.4)	0.6 (1.0)	230 (140)	6.3 x 7.7 (6.3 x 5.4)	0.6 (1.0)	230 (140)
150	151	6.3 x 7.7 (6.3 x 5.4)	0.6 (1.0)	230 (140)	6.3 x 7.7 (6.3 x 5.4)	0.6 (1.0)	230 (140)	6.3 x 7.7	0.6	230
220	221	6.3 x 7.7 (6.3 x 5.4)	0.6 (1.0)	230 (140)	6.3 x 7.7	0.6	230	8 x 10.5 (6.3 x 7.7) (8 x 6.2)	0.30 (0.6) (0.6)	450 (230) (230)
330	331	6.3 x 7.7	0.6	230	8 x 10.5	0.30	450	10 x 10.5 (8 x 10.5)	0.15 (0.30)	670 (450)
470	471	8 x 10.5	0.30	450	8 x 10.5	0.30	450	10 x 10.5 (8 x 10.5)	0.15 (0.30)	670 (450)
680	681	8 x 10.5	0.30	450	10 x 10.5	0.15	670	10 x 10.5	0.15	670
1000	102	10 x 10.5 (8 x 10.5)	0.15 (0.30)	670 (450)	10 x 10.5	0.15	670	10 x 10.5	0.15	670
1500	152	10 x 12.5 (10 x 10.5)	0.13 (0.15)	750 (670)	12.5 x 13.5 (10 x 12.5)	0.11 (0.13)	820 (750)	12.5 x 13.5	0.11	820
2200	222	12.5 x 13.5 (10 x 12.5)	0.11 (0.13)	820 (750)	12.5 x 16	0.09	950	16 x 16.5 (12.5 x 16)	0.08 (0.09)	1260 (950)
3300	332	12.5 x 16 (12.5 x 13.5)	0.09 (0.11)	950 (820)	16 x 16.5	0.08	1260	16 x 16.5	0.08	1260
4700	472	16 x 16.5	0.08	1260	16 x 16.5	0.08	1260			

μF	WV Code 代碼	25			35			50		
		1E			1V			1H		
1	010				4 x 5.4	3.0	60	4 x 5.4	5.0	30
1.5	1R5				4 x 5.4	3.0	60	4 x 5.4	5.0	30
2.2	2R2				4 x 5.4	3.0	60	4 x 5.4	5.0	30
3.3	3R3				4 x 5.4	3.0	60	4 x 5.4	5.0	30
4.7	4R7	4 x 5.4	3.0	60	4 x 5.4	3.0	60	5 x 5.4	3.0	50
6.8	6R8	4 x 5.4	3.0	60	5 x 5.4	1.8	95	6.3 x 5.4	2.0	70
10	100	5 x 5.4 (4 x 5.4)	1.8 (3.0)	95 (60)	5 x 5.4 (4 x 5.4)	1.8 (3.0)	95 (60)	6.3 x 5.4	2.0	70
15	150	6.3 x 5.4	1.8	95	5 x 5.4	1.8	95	6.3 x 5.4	2.0	70
22	220	6.3 x 5.4 (5 x 5.4)	1.0 (1.8)	140 (95)	6.3 x 5.4 (5 x 5.4)	1.0 (1.8)	140 (95)	6.3 x 7.7 (6.3 x 5.4)	1.0 (2.0)	120 (70)
33	330	6.3 x 5.4 (5 x 5.4)	1.0 (1.8)	140 (95)	6.3 x 5.4	1.0	140	6.3 x 7.7	1.0	120
47	470	6.3 x 7.7 (6.3 x 5.4)	0.6 (1.0)	230 (140)	6.3 x 7.7 (6.3 x 5.4)	0.60 (1.0)	230 (140)	6.3 x 7.7	1.0	120
68	680	6.3 x 7.7	0.6	230	6.3 x 7.7	0.60	230	8 x 10.5	0.60	300
100	101	6.3 x 7.7	0.6	230	8 x 10.5 (6.3 x 7.7)	0.30 0.6	450 (260)	8 x 10.5	0.60	300
150	151	8 x 10.5 (6.3 x 7.7)	0.30 (0.6)	450 (230)	8 x 10.5	0.30	450	10 x 10.5	0.30	500
								Case size ∅D x L (mm) 尺寸	Impedance (Ω) at 20°C 100KHz 阻抗值	Ripple current (mA rms) at 105°C 100KHz 紋波電流

NOTE: All designs and specifications are for reference only and are subject to change without prior notice. If any doubt about safety for your application, please contact us immediately for technical assistance before purchase.

注：以上所提供的設計及特性參數僅供參考，任何修改不作預先通知。如果在使用上有疑問，請在採購前與我們聯繫，以便提供技術上的協助。



LZ Series

□ DIMENSIONS & MAXIMUM PERMISSIBLE RIPPLE CURRENT & IMPEDANCE 規格尺寸及最大允許紋波電流及阻抗值

μF	WV Code 代碼	25			35			50		
		1E			1V			1H		
220	221	8 x 10.5	0.30	450	10 x 10.5 (8 x 10.5)	0.15 (0.30)	670 (450)	10 x 10.5	0.30	500
330	331	10 x 10.5 (8 x 10.5)	0.15 (0.30)	670 (450)	10 x 10.5	0.15	670	16 x 16.5 (12.5 x 13.5) (10 x 12.5)	0.12 (0.20) (0.25)	1060 (650) (580)
470	471	10 x 10.5	0.15	670	10 x 10.5	0.15	670	16 x 16.5 (12.5 x 16)	0.12 (0.15)	1060 (700)
680	681	10 x 12.5	0.13	750	12.5 x 13.5 (10 x 12.5)	0.11 (0.13)	820 (750)	16 x 16.5	0.12	1060
1000	102	16 x 16.5 (12.5 x 13.5)	0.08 (0.11)	1260 (820)	16 x 16.5 (12.5 x 16)	0.08 (0.09)	1260 (950)			
1500	152	12.5 x 16	0.09	950	16 x 16.5	0.08	1260	Case size ∅D×L(mm) 尺寸	Impedance (Ω) at 20°C 100KHz 阻抗值	Ripple current (mA rms) at 105°C 100KHz 紋波電流
2200	222	16 x 16.5	0.08	1260						

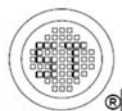
□ FREQUENCY COEFFICIENT OF ALLOWABLE RIPPLE CURRENT 紋波電流頻率補償系數

Frequency 頻率		50Hz	120Hz	300Hz	1KHz	10KHz~	
Coefficient 系數	∅4 ~ ∅10	1 ~ 68μF	0.35	0.50	0.64	0.83	1.00
		100 ~ 2200μF	0.40	0.55	0.70	0.85	1.00
	∅12.5 ~ ∅16	~ 680μF	0.45	0.65	0.80	0.90	1.00
		1000 ~ 4700μF	0.65	0.85	0.95	1.00	1.00

- Taping specifications are given in page 10. 編帶標準請參閱第 10 頁。
- Please refer to page 11 for the minimum package quantity. 最小包裝數量請參閱第 11 頁。

NOTE: All designs and specifications are for reference only and are subject to change without prior notice. If any doubt about safety for your application, please contact us immediately for technical assistance before purchase.

注：以上所提供的設計及特性參數僅供參考，任何修改不作預先通知。如果在使用上有疑問，請在採購前與我們聯繫，以便提供技術上的協助。



X-ON Electronics

Largest Supplier of Electrical and Electronic Components

Click to view similar products for [Aluminium Electrolytic Capacitors - SMD category](#):

Click to view products by [SLKORMICRO manufacturer](#):

Other Similar products are found below :

[EEV-FK1E332W](#) [ULV2H1R8MNL1GS](#) [MAL214099813E3](#) [CA025M4R70REB-0405](#) [HUB1800-S](#) [34610](#) [RYK-50V101MG5TT-FL](#)
[107AXZ016MQ5](#) [RVJ-50V101MH10U-R](#) [EMVH101GRA221MMN0S](#) [MAL214097402E3](#) [MAL215375471E3](#) [MAL224699909E3](#)
[MAL224699813E3](#) [MAL215099014E3](#) [MAL215099017E3](#) [MAL215099117E3](#) [MAL215099818E3](#) [AHC0609220M050R](#)
[AEA0810330M080R](#) [AHC0812470M080R](#) [AHA0810560M040R](#) [AEH1010331M025R](#) [AHC0609470M035R](#) [AEA1010221M035R](#)
[AEA1010470M080R](#) [AHC0609150M063R](#) [AEH10104R7M250R](#) [AEH1010470M080R](#) [AEA0810560M050R](#) [AEA1213680M100R](#)
[AHA0810220M063R](#) [AHA0810330M050R](#) [AHA1010100M100R](#) [AHA1010100M125R](#) [AHA1010120M080R](#) [AHA1010120M100R](#)
[AHA1010150M080R](#) [AEH1010221M025R](#) [AEA0810680M050R](#) [AEA1010102M016R](#) [AEA0810331M025R](#) [AEA1213102M025R](#)
[AEA1213331M050R](#) [AEA1213470M100R](#) [AEH1012471M016R](#) [AEH10136R8M400R](#) [AHA1010470M063R](#) [AHA0608100M063R](#)
[AHA0608150M050R](#)