

Silicon Planar Zener Diodes

FEATURES

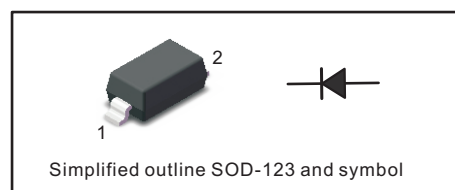
- Total power dissipation: Max. 500mW.
- Wide zener reverse voltage range 2.0V to 75V.
- Small plastic package suitable for surface mounted design.
- Tolerance approximately $\pm 5\%$

MECHANICAL DATA

- Case: SOD-123
- Terminals: Solderable per MIL-STD-750, Method 2026
- Approx. Weight: 16mg/0.00056oz

PINNING

| PIN | DESCRIPTION |
|-----|-------------|
| 1 | Cathode |
| 2 | Anode |



Absolute Maximum Ratings And Characteristics ($T_a = 25^\circ\text{C}$)

| Parameter | Symbol | Value | Unit |
|---|-----------------------|------------|--------------------|
| Power Dissipation | P_{tot} | 500 | mW |
| Forward Voltage at $I_F = 10\text{ mA}$ | V_F | 0.9 | V |
| Typical thermal resistance junction to ambient ⁽¹⁾ | $R_{\theta JA}$ | 340 | $^\circ\text{C/W}$ |
| Operating and Storage Temperature Range | T_j, T_{stg} | -55 ~ +150 | $^\circ\text{C}$ |

(1) Thermal resistance from junction to ambient at P.C.B. mounted with 2.0" X 2.0" (5 X 5 cm) copper areas pads.

Fig.1 Maximum Continuous Power Derating

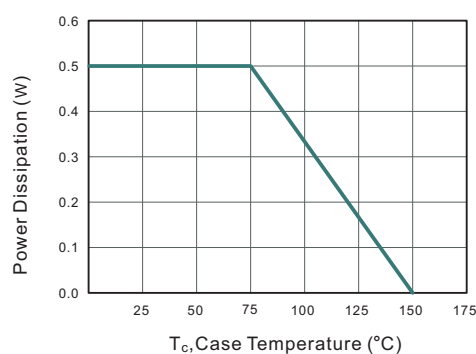
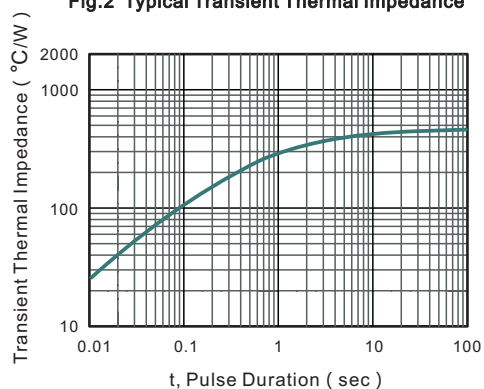


Fig.2 Typical Transient Thermal Impedance



Characteristics at Ta = 25°C

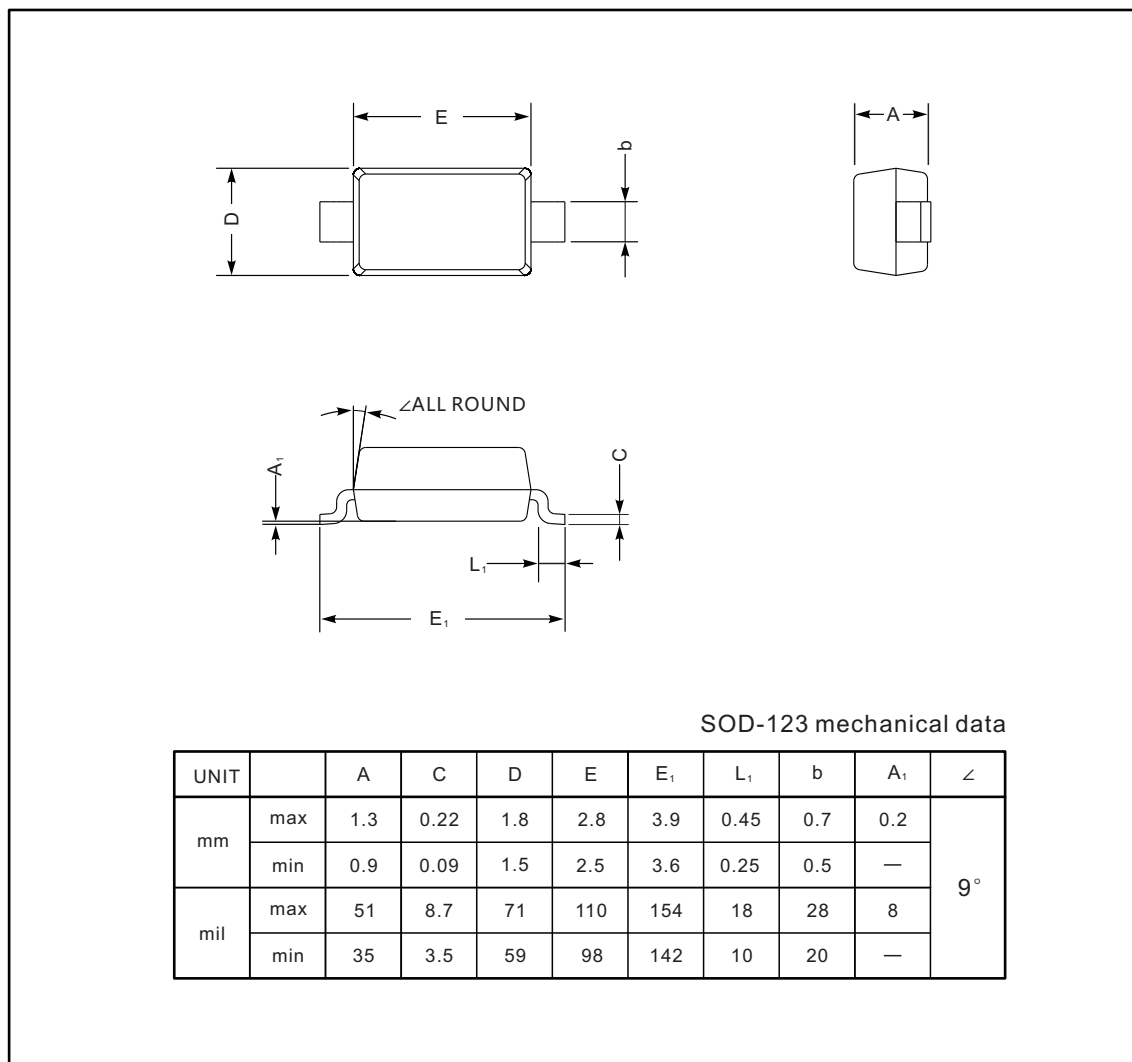
| Type | Marking | Zener Voltage Range ⁽¹⁾ | | | I _{ZT} (mA) | Dynamic Impedance Z _{ZT} (at I _{ZT}) Max (Ω) | Reverse Current | |
|---------|---------|--|-----------|-----------|-------------------------|---|------------------------------|----------------------------|
| | | V _{ZT} (at I _{ZT}) | | | | | I _R Max (μA) | at V _R (V) |
| | | Min (V) | Nom (V) | Max (V) | | | | |
| MM1Z2V0 | 4A | 1.8 | 2.0 | 2.15 | 5 | 100 | 120 | 0.5 |
| MM1Z2V2 | 4B | 2.08 | 2.2 | 2.33 | 5 | 100 | 120 | 0.7 |
| MM1Z2V4 | 4C | 2.28 | 2.4 | 2.56 | 5 | 100 | 120 | 1 |
| MM1Z2V7 | 4D | 2.5 | 2.7 | 2.9 | 5 | 110 | 120 | 1 |
| MM1Z3V0 | 4E | 2.8 | 3.0 | 3.2 | 5 | 120 | 50 | 1 |
| MM1Z3V3 | 4F | 3.1 | 3.3 | 3.5 | 5 | 130 | 20 | 1 |
| MM1Z3V6 | 4H | 3.4 | 3.6 | 3.8 | 5 | 130 | 10 | 1 |
| MM1Z3V9 | 4J | 3.7 | 3.9 | 4.1 | 5 | 130 | 5 | 1 |
| MM1Z4V3 | 4K | 4 | 4.3 | 4.6 | 5 | 130 | 5 | 1 |
| MM1Z4V7 | 4M | 4.4 | 4.7 | 5 | 5 | 130 | 2 | 1 |
| MM1Z5V1 | 4N | 4.8 | 5.1 | 5.4 | 5 | 130 | 2 | 1.5 |
| MM1Z5V6 | 4P | 5.2 | 5.6 | 6 | 5 | 80 | 1 | 2.5 |
| MM1Z6V2 | 4R | 5.8 | 6.2 | 6.6 | 5 | 50 | 1 | 3 |
| MM1Z6V8 | 4X | 6.4 | 6.8 | 7.2 | 5 | 30 | 0.5 | 3.5 |
| MM1Z7V5 | 4Y | 7 | 7.5 | 7.9 | 5 | 30 | 0.5 | 4 |
| MM1Z8V2 | 4Z | 7.7 | 8.2 | 8.7 | 5 | 30 | 0.5 | 5 |
| MM1Z9V1 | 5A | 8.5 | 9.1 | 9.6 | 5 | 30 | 0.5 | 6 |
| MM1Z10 | 5B | 9.4 | 10 | 10.6 | 5 | 30 | 0.1 | 7 |
| MM1Z11 | 5C | 10.4 | 11 | 11.6 | 5 | 30 | 0.1 | 8 |
| MM1Z12 | 5D | 11.4 | 12 | 12.7 | 5 | 35 | 0.1 | 9 |
| MM1Z13 | 5E | 12.4 | 13 | 14.1 | 5 | 35 | 0.1 | 10 |
| MM1Z15 | 5F | 13.8 | 15 | 15.6 | 5 | 40 | 0.1 | 11 |
| MM1Z16 | 5H | 15.3 | 16 | 17.1 | 5 | 40 | 0.1 | 12 |
| MM1Z18 | 5J | 16.8 | 18 | 19.1 | 5 | 45 | 0.1 | 13 |
| MM1Z20 | 5K | 18.8 | 20 | 21.2 | 5 | 50 | 0.1 | 15 |
| MM1Z22 | 5M | 20.8 | 22 | 23.3 | 5 | 55 | 0.1 | 17 |
| MM1Z24 | 5N | 22.8 | 24 | 25.6 | 5 | 60 | 0.1 | 19 |
| MM1Z27 | 5P | 25.1 | 27 | 28.9 | 5 | 70 | 0.1 | 21 |
| MM1Z30 | 5R | 28 | 30 | 32 | 5 | 80 | 0.1 | 23 |
| MM1Z33 | 5X | 31 | 33 | 35 | 5 | 80 | 0.1 | 25 |
| MM1Z36 | 5Y | 34 | 36 | 38 | 5 | 90 | 0.1 | 27 |
| MM1Z39 | 5Z | 37 | 39 | 41 | 2.5 | 100 | 2 | 30 |
| MM1Z43 | 6A | 40 | 43 | 46 | 2.5 | 130 | 2 | 33 |
| MM1Z47 | 6B | 44 | 47 | 50 | 2.5 | 150 | 2 | 36 |
| MM1Z51 | 6C | 48 | 51 | 54 | 2.5 | 180 | 1 | 39 |
| MM1Z56 | 6D | 52 | 56 | 60 | 2.5 | 180 | 1 | 43 |
| MM1Z62 | 6E | 58 | 62 | 66 | 2.5 | 200 | 0.2 | 47 |
| MM1Z68 | 6F | 64 | 68 | 72 | 2.5 | 250 | 0.2 | 52 |
| MM1Z75 | 6H | 70 | 75 | 79 | 2.5 | 300 | 0.2 | 57 |

(1) V_{ZT} is tested with pulses (20 ms)

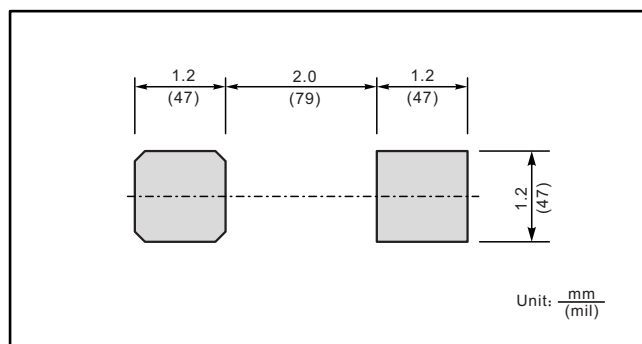
PACKAGE OUTLINE

Plastic surface mounted package; 2 leads

SOD-123



The recommended mounting pad size



X-ON Electronics

Largest Supplier of Electrical and Electronic Components

Click to view similar products for [Zener Diodes](#) category:

Click to view products by [SLKORMICRO](#) manufacturer:

Other Similar products are found below :

[RKZ13B2KG#P1](#) [DL5234B](#) [1N4682](#) [1N4693](#) [1N4732A](#) [1N4736A](#) [1N4750A](#) [1N4759ARL](#) [1N5241B](#) [1N5365B](#) [1N5369B](#) [1N747A](#)
[1N964B](#) [1N966B](#) [1N968B](#) [1N972B](#) [JANS1N4974US](#) [1N4692](#) [1N4702](#) [1N4704](#) [1N4711](#) [1N4714](#) [1N4745ARL](#) [1N4752ARL](#) [1N4760ARL](#)
[1N5221B](#) [1N5242BTR](#) [1N5350B](#) [1N5352B](#) [1N961BRR1](#) [1N964BRL](#) [RKZ5.1BKU#P6](#) [3SMAJ5946B-TP](#) [3SMAJ5950B-TP](#)
[MMSZ5230BQ-13-F](#) [MMSZ5232BQ-13-F](#) [BZX84C7V5](#) [3SMAJ5945B-TP](#) [3SMAJ5947B-TP](#) [3SMBJ5941B-TP](#) [DZ2S240M0L](#) [SMAZ27-](#)
[TP](#) [ZMM5224B-7](#) [RD16UM-T1-A](#) [RD39S-T1-A](#) [RD10S-T1-A](#) [CDZT2R5.6B](#) [1N4762A G](#) [Z1SMA18](#) [JANTX1N4553B](#)