

中高压陶瓷电容器-HV 系列

(500VDC-6.3KVDC) 规格书

特点

- 电容器容量范围从 100pF 到 100000pF。
- 工作温度: $-25^{\circ}\text{C} \sim 85^{\circ}\text{C}$
- 储存温度: $15^{\circ}\text{C} \sim 35^{\circ}\text{C}$
- 中、高压陶瓷电容器具有耐直流高压的特点。

用途

- 适用于高压旁路和耦合电路中，其中的低损耗高压圆片瓷介电容器具有较低的介质损耗，特别适合在电视接收面的行扫描等电路中使用。

料号编码原则

| | | | | | | | | | | | | | |
|---|----|---|---|---|-----|---|----|---|---|---|---|---|---|
| N | 07 | F | 1 | B | 472 | M | N0 | B | 0 | S | 0 | N | 0 |
|---|----|---|---|---|-----|---|----|---|---|---|---|---|---|

额定电压
 L: 500VDC
 N: 1KVDC
 R: 2KVDC
 S: 3KVDC
 T: 4KVDC
 W: 5KVDC
 A: 6KVDC

成品直径
 04: 4.0mm
 05: 5.0mm
 16: 16.0mm
 C0: 5.0mm
 C4: 5.4mm
 C6: 5.6mm

温度系数
 A:NP0
 S:SL
 B:Y5P
 E:Y5U
 F:Y5V

脚距
 A:2.5mm
 B:5.0mm
 E:7.5mm
 D:10.0mm

标称容量
 10:100pF
 100:101pF
 222:2200pF
 103:10000pF

脚型
 1:长直脚脚型
 2:单外弯脚型
 3:短直脚脚型
 4:内弯脚型
 8:前后翘脚型

精度
 C:±0.25pF
 J±5%
 :K:±10%
 M:±20%

包装方式
 B: 散件
 T: 编带

内部管理码

环保类型
 0:RoHS
 2:RoHS+无卤

脚长
 S0~S9:1.0~1.9mm
 X0~X9:2.0~2.9mm
 A0~A9:3.0~3.9mm
 B0~B9:4.0~4.9mm
 C0~C9:5.0~5.9mm
 D0~D9:6.0~6.9mm
 E0~E9:7.0~7.9mm

脚长
 F0~F9:8.0~8.9mm
 G0~G9:9.0~9.9mm
 H0~H9:10.0~10.9mm
 J0~J9:11.0~11.9mm
 K0~K9:12.0~12.9mm
 L0~L9:13.0~13.9mm
 M0~M9:14.0~14.9mm

脚长
 M0~M9:14.0~14.9mm
 N0:16~27.0mm(散件)
 N0:H0=16.5(编带)
 编带
 P0:17.0mm (弯脚)
 Q0:19.0mm (弯脚)
 Q0:20.0mm (直脚)

技术要求

| | |
|-------------------|---|
| 电容量 (C) 和介质损耗测试条件 | SL/NP0:25℃、1±0.1MHz、1.0Vrms Y5P/Y5U/Y5V:25℃、1±0.1MHz、1.0Vrms |
| 介质损耗 | SL/NP0:≤0.15% Y5P/Y5U/Y5V:≤2.5% |
| 额定电压 | 500VDC、1000VDC、2000VDC、3000VDC、4000VDC、5000VDC、6000VDC |
| 耐电压 | 1.5U _R +500V(DC) |
| 绝缘电阻 | SL/NP0:IR≥10000MΩ;Y5P/Y5U/Y5V:IR≥4000MΩ |
| 温度特性 | SL、NP0、Y5P、Y5U、Y5V |

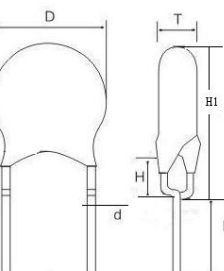
外形尺寸 (mm)





| 额定电压 (VDC) | 电容温度特性组别 | | | | | 产品尺寸 (mm) | | 引线尺寸 (mm) | | | |
|------------|--------------|-----------|-------------|--------|--------|-----------|---------|-----------|--------|---------|-----|
| | Y5P (B) | Y5U (E) | Y5V (F) | SL | NP0 | D±1 | T±1 | F | d±0.05 | | |
| | 标称电容器范围 (pF) | | | | | | | | | | |
| 500 | 100-1500 | 1500-2200 | 3300-4700 | 20-100 | 0.5-22 | 5.5 | 2.0 | 5.0±0.8 | 0.5 | | |
| | / | 3300-4700 | 6800 | / | / | 6.5 | | | | | |
| | 2200 | 5600-6800 | 6800-10000 | / | / | 7.5 | | | | | |
| | 3300 | 10000 | / | / | / | 9.5 | | | | | |
| | 4700 | / | 20000-22000 | / | / | 10.5 | 2.5 | 7.5±0.8 | 0.6 | | |
| | 10000 | / | / | / | / | 14.5 | | | | | |
| | / | / | 47000 | / | / | 17.0 | | | | | |
| | / | / | 100000 | / | / | 20.0 | | | | | |
| 1000 | 100-820 | / | / | 20-100 | 0.5-22 | 5.5 | 2.5 | 5.0±0.8 | 0.5 | | |
| | 1000 | / | / | / | / | 6.0 | | | | | |
| | / | 1500-3300 | 4700-6800 | / | / | 6.5 | | | | | |
| | 1500-1800 | 4700-5600 | / | / | / | 7.5 | | | | | |
| | 2200-2700 | / | 10000 | / | / | 8.5 | | | | | |
| | / | 6800 | 15000 | / | / | 9.5 | | | | | |
| | 3300 | 10000 | / | / | / | 10.5 | | | | | |
| | 4700 | / | / | / | / | 11.5 | | | | | |
| | / | / | 20000-22000 | / | / | 13.0 | | | | 7.5±0.8 | 0.6 |
| | / | / | 33000 | / | / | 15.0 | | | | | |
| | 10000 | / | 47000 | / | / | 17.5 | | | | | |
| | / | / | 100000 | / | / | 22.5 | | | | | |
| 2000 | 100-470 | 1000 | 1500-2200 | / | / | 6.0 | 2.5/3.0 | 5.0±0.8 | 0.5 | | |
| | 560-820 | / | 3300 | 10-120 | 0.5-10 | 7.0 | | | | | |
| | 1000 | 2200 | 4700 | / | / | 8.0 | 3.0 | 7.5±0.8 | 0.6 | | |
| | 1500 | 4700 | 6800 | / | / | 10.0 | | | | | |
| | 1800-2200 | / | 10000 | / | / | 11.0 | | | | | |
| | 2700 | / | / | / | / | 12.0 | | | | | |
| | 3300 | / | / | / | / | 13.0 | | | | | |
| | 4700 | 10000 | 20000-22000 | / | / | 14.5 | | | | | |

| 额定电压 (VDC) | 电容温度特性组别 | | | | | 产品尺寸 (mm) | | 引线尺寸 (mm) | |
|------------|--------------|----------|-------------|-------|------|-----------|---------|-----------|----------|
| | Y5P (B) | Y5U (E) | Y5V (F) | SL | NPO | D±1 | T±1 | F | d±0.05 |
| | 标称电容器范围 (pF) | | | | | | | | |
| 3000 | 100-470 | 680-1000 | 1500 | 27-68 | 3-22 | 6.0 | 3.0/3.5 | 7.5±0.8 | 0.6 |
| | 270-680 | / | 2200 | / | / | 7.0 | 3.5 | | |
| | / | 1500 | 3300 | 82 | / | 8.0 | | | |
| | 1000 | 2200 | 4700 | / | / | 9.0 | | | |
| | / | 3300 | 6800-10000 | / | / | 11.0 | | 10.0±0.8 | 0.6/0.7 |
| | / | 4700 | 10000 | / | / | 13.0 | | | |
| | / | 10000 | / | / | / | 17.5 | | | |
| | / | / | 20000-22000 | / | / | 20.5 | | | |
| 4000 | 100-470 | 680-1000 | 1500 | 27-68 | 3-22 | 6.0 | 3.0/3.5 | 7.5±0.8 | 0.6 |
| | 270-680 | / | 2200 | / | / | 7.0 | 3.5 | | |
| | / | 1500 | 3300 | 82 | / | 8.0 | | | |
| | 1000 | 2200 | 4700 | / | / | 9.0 | | | |
| | / | 3300 | 6800-10000 | / | / | 11.0 | | 10.0±0.8 | 0.6/0.7 |
| | / | 4700 | 10000 | / | / | 13.0 | | | |
| | / | 10000 | / | / | / | 17.5 | | | |
| | / | / | 20000-22000 | / | / | 20.5 | | | |
| 5000 | 100-220 | 330-470 | 1000 | / | / | 6.0 | 3.5/4.5 | 10.0±0.8 | 0.6/0.7 |
| | 330 | 560-1000 | 1500 | / | / | 7.0 | 4.5 | | |
| | 470 | / | 2200 | / | / | 8.0 | | | |
| | 560-680 | 1500 | / | / | / | 9.0 | | | |
| | / | 2200 | 3300 | / | / | 10.0 | | | |
| | 1000 | / | 4700 | / | / | 11.0 | | | |
| | / | 3300 | / | / | / | 13.5 | | | |
| | / | 4700 | / | / | / | 16.5 | | | |
| 6000 | 100-220 | 330-470 | 1000 | / | / | 6.0 | | 3.5/4.5 | 10.0±0.8 |
| | 330 | 560-1000 | 1500 | / | / | 7.0 | 4.5 | | |
| | 470 | / | 2200 | / | / | 8.0 | | | |
| | 560-680 | 1500 | / | / | / | 9.0 | | | |
| | / | 2200 | 3300 | / | / | 10.0 | | | |
| | 1000 | / | 4700 | / | / | 11.0 | | | |
| | / | 3300 | / | / | / | 13.5 | | | |
| | / | 4700 | / | / | / | 16.5 | | | |

脚型、脚长说明

| 脚型 | 图示 | 脚长 L (mm) | 包封脚长 C (mm) |
|-------|---|--|--|
| 长直脚脚型 |  | 16.0 min | ① C ≤ 2.5mm (成品直径 < 12mm) ② C ≤ 3.0mm (成品直径 ≥ 12mm) |
| 短直脚脚型 |  | ① [2.5 ≤ L < 6.0] ± 0.5; ② [6.0 ≤ L ≤ 10] ± 1.0 | ① C ≤ 2.5mm (成品直径 < 12mm) ② C ≤ 3.0mm (成品直径 ≥ 12mm) |
| 单外弯脚型 |  | ① [2.5 ≤ L < 6.0] ± 0.5; ② [6.0 ≤ L ≤ 10] ± 1.0 | 包封脚不超过弯点 |
| 内弯脚型 |  | ① [2.5 ≤ L < 6.0] ± 0.5; ② [6.0 ≤ L ≤ 10] ± 1.0 | 包封脚不超过弯点 |
| 前后翘脚型 |  | ① [2.5 ≤ L < 6.0] ± 0.5; ② [6.0 ≤ L ≤ 10] ± 1.0 | 包封脚不超过弯点 |

编带尺寸 (mm)

| 图示 | Fig.1 | | Fig.2 | | | | |
|--|--------------------|-----------------------------|-----------------------------|-----------------------------|------------|-------------|------------|
| | 代码 | P=5.0 | P=7.5 | | P=10.0 | | |
|  | Po | 12.7±0.3 | 12.7±0.3 | 12.7±0.3 | | | |
| | P | 12.7±1.0 | 25.4±1.0 | 25.4±1.0 | | | |
| | P1 | 3.85±0.7 | 8.95±0.7 | 7.7±0.7 | | | |
| | P2 | 6.35±1.3 | 12.7±1.3 | 12.7±1.3 | | | |
| | F | 5±0.8 | 7.5±0.8 | 10.0±0.8 | | | |
| | Δh | 0±2.0 | 0±2.0 | 0±2.0 | | | |
| | W | 18.0+1.5/-1.0 | 18.0 +1.5/-1.0 | 18.0 +1.5/-1.0 | | | |
| | Wo | 10.5 Max | 10.5 Max | 10.5 Max | | | |
| | W1 | 9.0+0.75/-0.5 | 9.0+0.75/-0.5 | 9.0+0.75/-0.5 | | | |
| | W2 | 3.0 Max | 3.0 Max | 3.0 Max | | | |
|  | Do | 4.0±0.2 | 4.0±0.2 | 4.0±0.2 | | | |
| | H | 20+1.5/-1.0 | 20+1.5/-1.0 | 20+1.5/-1.0 | | | |
| | Ho | 16.5&17.0&19.0 +1.5/-1.0 | 16.5&17.0&19.0 +1.5/-1.0 | 16.5&17.0&19.0 +1.5/-1.0 | | | |
| | L | 直脚 脚型 | 弯脚 脚型 | 直脚 脚型 | 弯脚 脚型 | 直脚 脚型 | 弯脚 脚型 |
| | | 11.0 Max | 9.0 Max | 11.0 Max | 9.0 Max | 11.0 Max | 9.0 Max |
| | t1 | 0.5±0.2 | 0.5±0.2 | 0.5±0.2 | | | |
| | Fig.2 (P=7.5 & 10) | t2 | 1.7 Max | 1.7 Max | 1.7 Max | | |

X-ON Electronics

Largest Supplier of Electrical and Electronic Components

Click to view similar products for [Ceramic Disc Capacitors](#) category:

Click to view products by [SLKORMICRO](#) manufacturer:

Other Similar products are found below :

[5AU100JCECA](#) [5AU220JCGCA](#) [5AU560JCJCA](#) [HCU180KBCDRTKR](#) [432202101621](#) [101GHR102K](#) [W1X223MCVCF0KR](#) [CC-100N](#)
[NCD102K1KVY5FF](#) [NCD103M1KVZ5UF](#) [NCD331K1KVY5FF](#) [AOL-1502-02](#) [NCD103M1KVZ5UJTB](#) [DEF2CLH040CN3A](#)
[F05B1B331KN0B0SHN0](#) [8903D0](#) [90410-10](#) [YV101103Z060HAND5P](#) [SL102101J060BAND5P](#) [YP202102K080D04A7H](#)
[ZU501103M090B20C6P](#) [ZU102103M100X05B0P](#) [YP102271K050B20C6P](#) [YP102391K050BAND5P](#) [YP501101K040BAND5P](#)
[ZU102103M100BAND5H](#) [YP102681K060B20C6P](#) [YP501121K040B20C6P](#) [SL102181J070HAND5P](#) [YP501471K040B20C6P](#)
[SL102151J070HAND5P](#) [YP501102K050HAND5P](#) [ZU501102M050B20C6P](#) [YP501472K100B20C6P](#) [ZU102103M100B20C0P](#)
[YV500223Z080HAND5P](#) [CC1H220KA1EDCH4B1100](#) [HGK3FE102MG3BW](#) [HGK3FF152MA3BW](#) [HGK3FE472MG3BW-3085A5](#)
[SL500330J040B20C2P](#) [SL501510J050B20C6P](#) [SL102221J080HAND5P](#) [YP500103M100HAND5P](#) [YP102101K050B20C5B](#)
[YP500472K070HAND5P](#) [SL102101J060HAND5H](#) [YP102222K080D20C5B](#) [LN202471K080D3EAEH](#) [S103Z59Y5VP6TK7R](#)