

## Fast Recovery Surface Mount Rectifiers

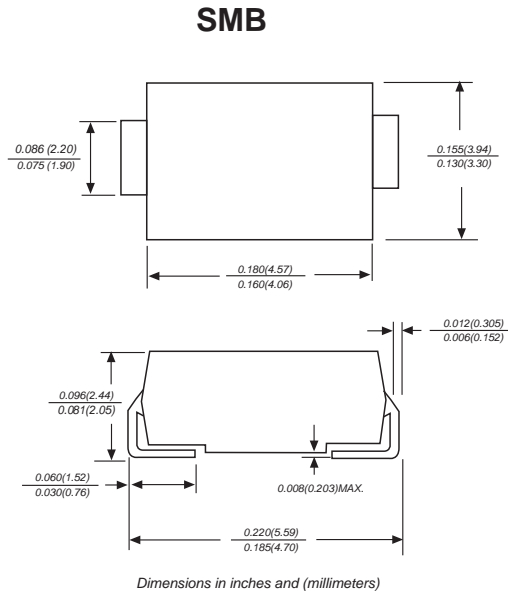
Voltage Range 50 to 1000 Volts Current 3.0 Amperes

### Features

- ✧ For surface mounted application
- ✧ Glass passivated junction chip
- ✧ Built-in strain relief, ideal for automated placement
- ✧ Plastic material used carries Underwriters Laboratory Classification 94V-O
- ✧ Fast switching for high efficiency
- ✧ High temperature soldering: 260°C /10 seconds at terminals

### Mechanical Data

- ✧ Cases: Molded plastic
- ✧ Terminals: Solder plated
- ✧ Polarity: Indicated by cathode band
- ✧ Packing: 16mm tape per E1A STD RS-481
- ✧ Weight: 0.09 gram



### Maximum Ratings and Electrical Characteristics

Rating at 25°C ambient temperature unless otherwise specified.

Single phase, half wave, 60 Hz, resistive or inductive load.

For capacitive load, derate current by 20%

Type Number	Symbol	RS 3AB	RS 3BB	RS 3DB	RS 3GB	RS 3JB	RS 3KB	RS 3MB	Units
Maximum Recurrent Peak Reverse Voltage	$V_{RRM}$	50	100	200	400	600	800	1000	V
Maximum RMS Voltage	$V_{RMS}$	35	70	140	280	420	560	700	V
Maximum DC Blocking Voltage	$V_{DC}$	50	100	200	400	600	800	1000	V
Maximum Average Forward Rectified Current See Fig. 1 @ $T_L=75^\circ\text{C}$	$I_{(AV)}$	3.0							A
Peak Forward Surge Current, 8.3 ms Single Half Sine-wave Superimposed on Rated Load (JEDEC method)	$I_{FSM}$	100							A
Maximum Instantaneous Forward Voltage @ 3.0A	$V_F$	1.3							V
Maximum DC Reverse Current @ $T_A=25^\circ\text{C}$ at Rated DC Blocking Voltage @ $T_A=125^\circ\text{C}$	$I_R$	10 250							$\mu\text{A}$ $\mu\text{A}$
Maximum Reverse Recovery Time ( Note 1 )	$T_{rr}$	150			250	500		nS	
Typical Junction Capacitance ( Note 2 )	$C_j$	60							pF
Typical Thermal Resistance (Note 3)	$R_{\theta_{JA}}$ $R_{\theta_{JL}}$	50.0 15.0							$^\circ\text{C}/\text{W}$ $^\circ\text{C}/\text{W}$
Operating Temperature Range	$T_J$	-55 to +150							$^\circ\text{C}$
Storage Temperature Range	$T_{STG}$	-55 to +150							$^\circ\text{C}$

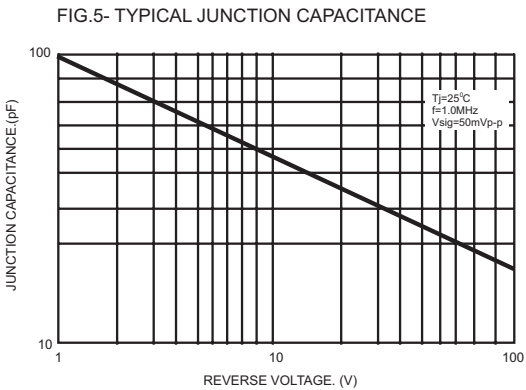
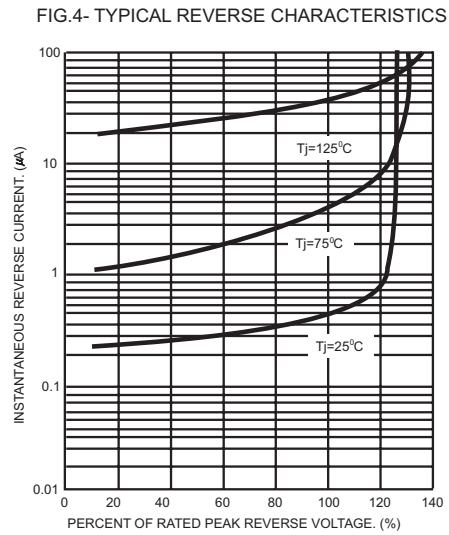
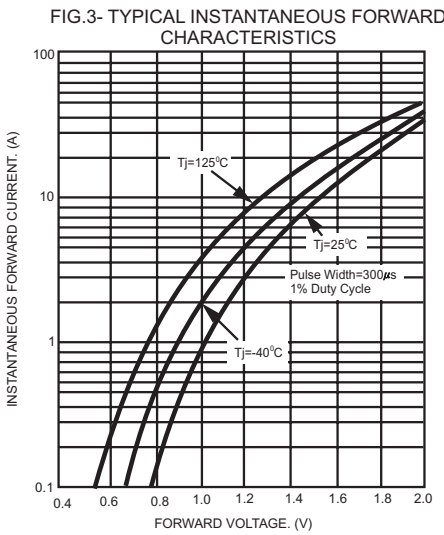
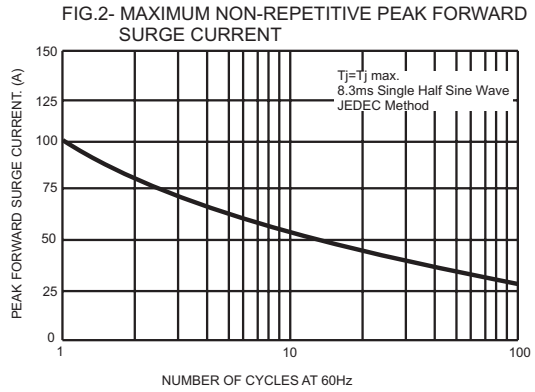
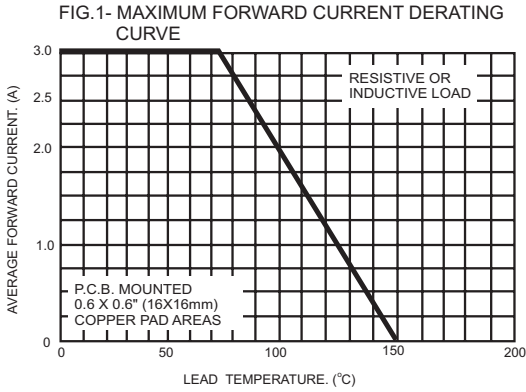
Notes: 1. Reverse Recovery Test Conditions:  $I_F=0.5\text{A}$ ,  $I_R=1.0\text{A}$ ,  $I_{RR}=0.25\text{A}$

2. Measured at 1 MHz and Applied  $V_R=4.0$  Volts

3. Thermal Resistance from Junction to Ambient and from Junction to Lead Mounted on P.C.B. with 0.6"x0.6" ( 16 x 16 mm ) Copper Pad Areas.



# RS3AB THRU RS3MB



## X-ON Electronics

Largest Supplier of Electrical and Electronic Components

*Click to view similar products for [Rectifiers](#) category:*

*Click to view products by [SLKORMICRO](#) manufacturer:*

Other Similar products are found below :

[70HFR40](#) [FR105 R0](#) [RL252-TP](#) [1N5397](#) [1N4005-TR](#) [1N4007-BP](#) [UFS120Je3/TR13](#) [20ETS12S](#) [RRE02VS6SGTR](#) [MS306](#) [A1N5404G-G](#)  
[CRF02\(T5L,TEMQ\)](#) [ACGRB207-HF](#) [CLH07\(TE16L,Q\)](#) [CLH03\(TE16L,Q\)](#) [1N5395-TP](#) [UES1302](#) [ACGRC307-HF](#) [ACEFC304-HF](#) [DZ-](#)  
[1380](#) [85HFR60](#) [40HFR60](#) [70HF120](#) [85HFR80](#) [SCF7500](#) [SM100](#) [ACGRA4001-HF](#) [SKN70/08](#) [NTE5819](#) [NTE5827](#) [NTE5828](#) [NTE5911](#)  
[NTE5915](#) [NTE6104](#) [NTE6163](#) [NTE6164](#) [NTE6165](#) [NTE6364](#) [TSD3G](#) [SET130312](#) [NRVUS110VT3G](#) [UES1106](#) [UES1306](#)  
[NRVUS240VT3G](#) [D5FE60-5063](#) [R4000GPS-TP](#) [D4015L56TP](#) [UES1306HR2](#) [FX20K120](#) [D20XB60-7101](#)