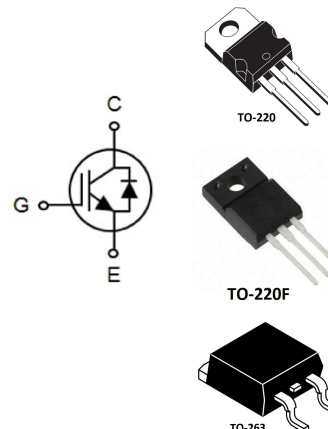


Feature

- High ruggedness for motor control
- VCE(sat) positive temperature coefficient
- Very soft, fast recovery anti-parallel diode
- Low EMI
- Maximum junction temperature 175°C



Applications

- Inverter for motor control

Maximum Ratings

Parameter	Symbol	Rating	Unit
Collector-emitter voltage	V_{CE}	650	V
DC collector current, limited by T_{vjmax}	I_C	$T_C=25^{\circ}C$	30
		$T_C=100^{\circ}C$	15
Pulsed collector current, t_p limited by T_{vjmax}	I_{Cpuls}	60	A
Diode forward current, limited by T_{vjmax}	I_F	$T_C=25^{\circ}C$	30
		$T_C=100^{\circ}C$	15
Gate-emitter voltage	V_{GE}	$\pm 20V$	V
Diode pulsed current, t_p limited by T_{vjmax}	I_{Fpuls}	60	A
Power dissipation (TO-220/TO-263)	P_D	182	W
Power dissipation (TO-220F)	P_D	48	W
Short circuit withstand time $V_{CC} \leq 360V$, $V_{GE} = 15V$, $T_{vj} = 150^{\circ}C$	tsc	5	μs
Operating Junction temperature range	T_{vj}	-40~175	$^{\circ}C$
Storage temperature range	T_{stg}	-55~150	$^{\circ}C$

Thermal Characteristics

Parameter	Symbol	Rating		Unit
		SL15T65FF	SL15T65F/ SL15T65FK	
Thermal resistance junction-to-ambient	$R_{th(j-a)}$	62	62.5	$^{\circ}C/W$
Thermal resistance junction-to-case for IGBT	$R_{th(j-c)}$	3.1	0.77	
Thermal resistance junction-to-case for Diode	$R_{th(j-a)}$	5.2	2.05	

Electrical Characteristics (T_{vj} = 25°C unless otherwise specified)
Static Characteristics

Parameter	Symbol	Conditions	Min	Typ	Max	Unit	
Collector-emitter breakdown voltage	V _{(BR)CES}	V _{GE} =0V, I _C =2mA	650	-	-	V	
Collector-emitter saturation voltage	V _{CE(sat)}	V _{GE} =15V, I _C =15A	T _j =25°C	-	1.65	2.00	V
			T _j =150°C	-	1.90	-	V
Diode forward voltage	V _F	V _{GE} =0V, I _F =15A	T _j =25°C	-	1.85	2.30	V
			T _j =150°C	-	1.95	-	V
Gate-emitter threshold voltage	V _{GE(th)}	I _C =0.5mA, V _{CE} =V _{GE}	4.5	5.5	6.5	V	
Zero gate voltage collector current	I _{CES}	V _{CE} =650V, V _{GE} =0V	T _j =25°C	-	-	20	μA
			T _j =150°C	-	-	4	mA
Gate-emitter leakage current	I _{GES}	V _{CE} =0V, V _{GE} =20V	-	-	±100	nA	

Dynamic Characteristics

Parameter	Symbol	Conditions	Min	Typ	Max	Unit
Input capacitance	C _{ies}	V _{CE} =25V V _{GE} =0V f=1MHz	-	1129	-	pF
Output capacitance	C _{oes}		-	57	-	
Reverse transfer capacitance	C _{res}		-	31	-	
Total gate charge	Q _g	V _{CE} =520V, I _C =15A V _{GE} =15V	-	61	-	nC
Gate-emitter charge	Q _{ge}		-	11	-	nC
Gate-collector charge	Q _{gc}		-	35	-	nC

Switching Characteristics

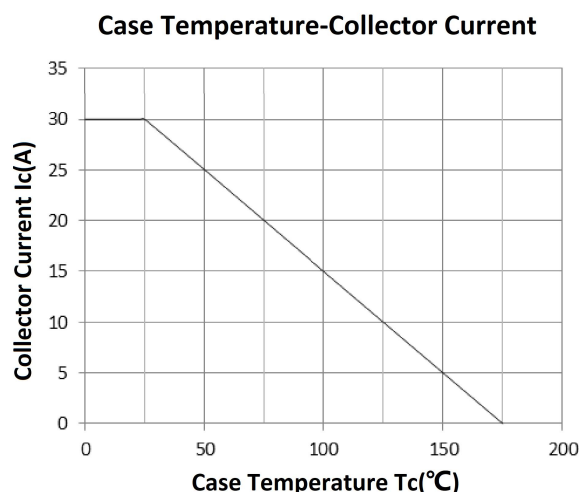
Parameter	Symbol	Conditions	Min	Typ	Max	Unit
Turn-on delay time	t _{d(on)}	V _{GE} = 15V, V _{CC} = 400V, I _C = 15A, R _G = 10Ω, T _{vj} = 25°C Inductive Load	-	19	-	nS
Rise time	t _r		-	27	-	
Turn-off delay time	t _{d(off)}		-	128	-	
Fall time	t _f		-	32	-	μJ
Turn-on switching energy	E _{on}		-	270	-	
Turn-off switching energy	E _{off}		-	86	-	
Total switching energy	E _{ts}		-	356	-	

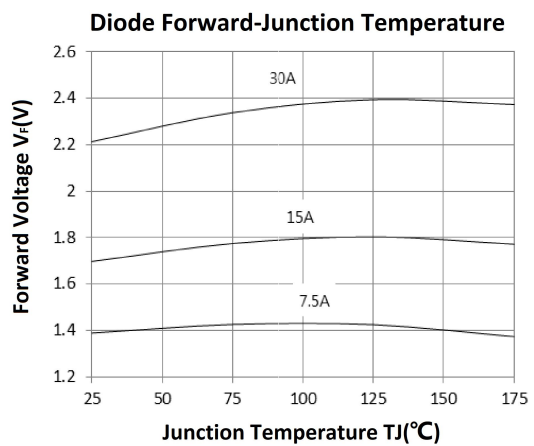
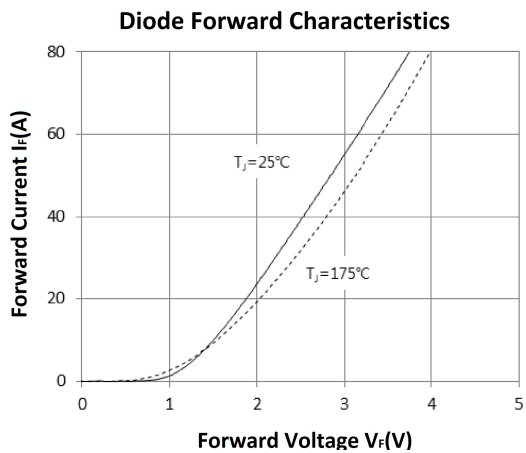
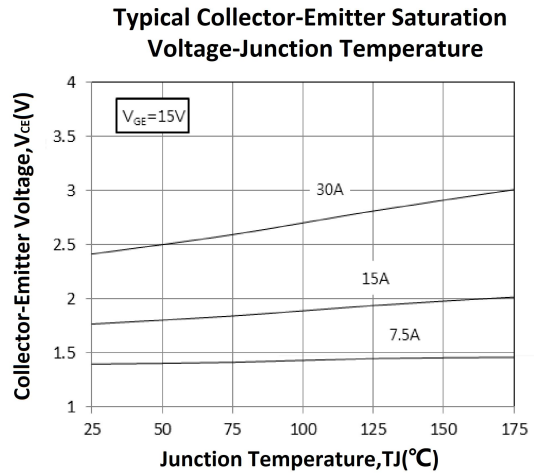
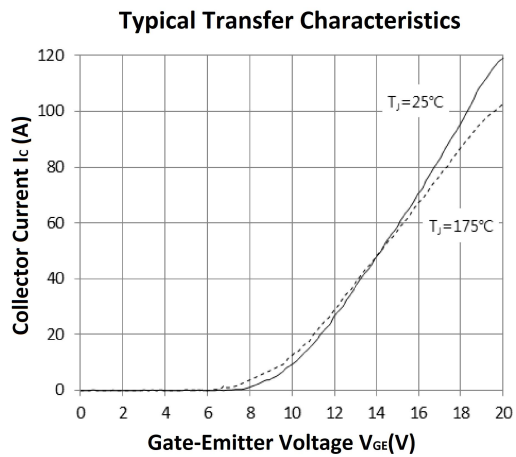
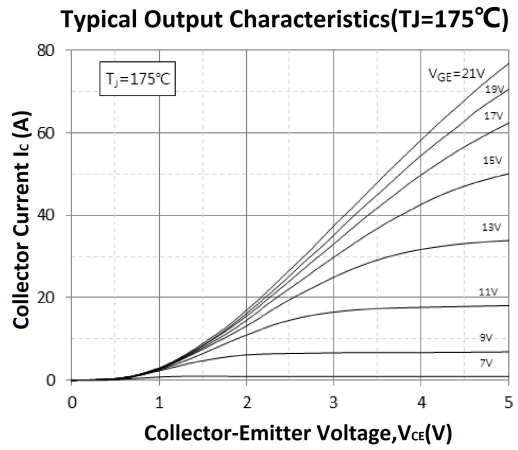
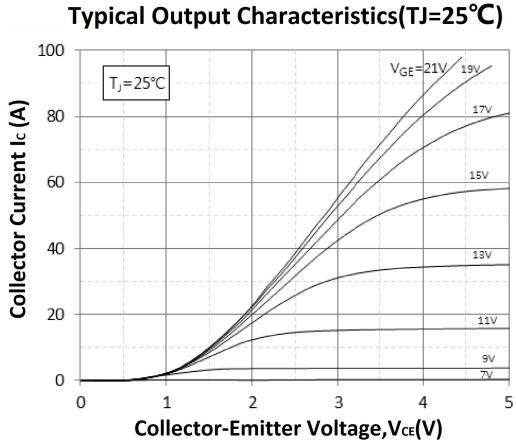
Turn-on delay time	td(on)	$V_{GE} = 15V, V_{CC} = 400V,$ $I_C = 15A, R_G = 10\Omega, T_{vj} = 175^\circ C$ Inductive Load	-	17	-	nS
Rise time	t _r		-	29	-	
Turn-off delay time	td(off)		-	150	-	
Fall time	t _f		-	130	-	
Turn-on switching energy	Eon		-	342	-	μJ
Turn-off switching energy	Eoff		-	288	-	
Total switching energy	Ets		-	630	-	
Reverse recovery time	trr	$T_j = 25^\circ C \quad I_F = 15A$ $di_F/dt = 200A/\mu s$	-	150	-	nS
Reverse recovery charge	Qrr		-	390	-	nC
Reverse recovery current	Irrm		-	5.2	-	A
Reverse recovery time	trr	$T_j = 175^\circ C \quad I_F = 15A$ $di_F/dt = 200A/\mu s$	-	207	-	nS
Reverse recovery charge	Qrr		-	631	-	nC
Reverse recovery current	Irrm		-	6.1	-	A

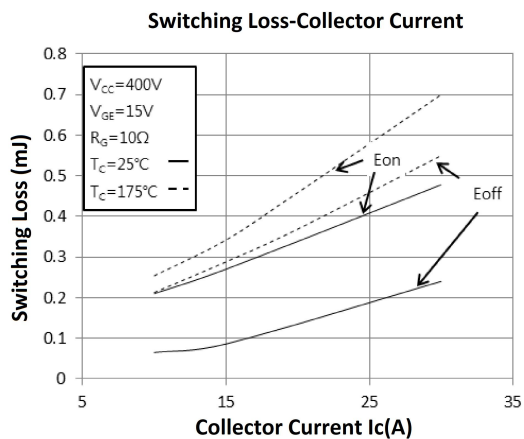
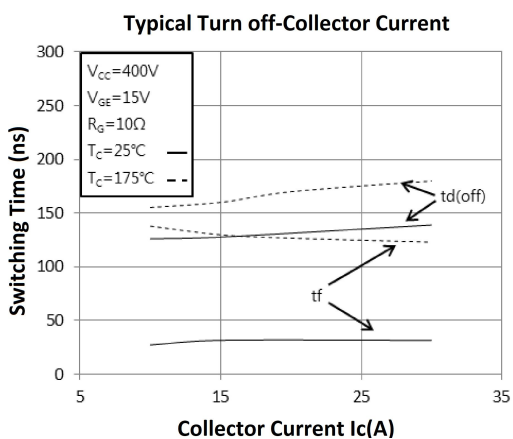
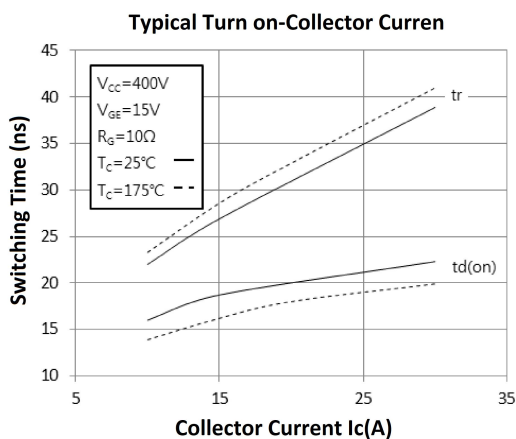
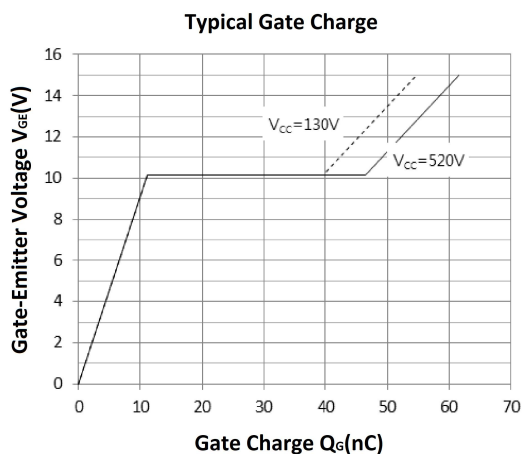
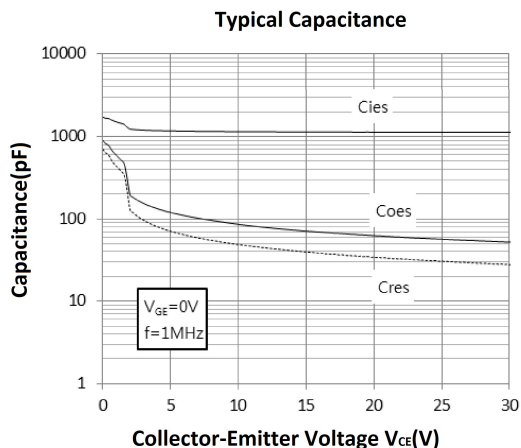
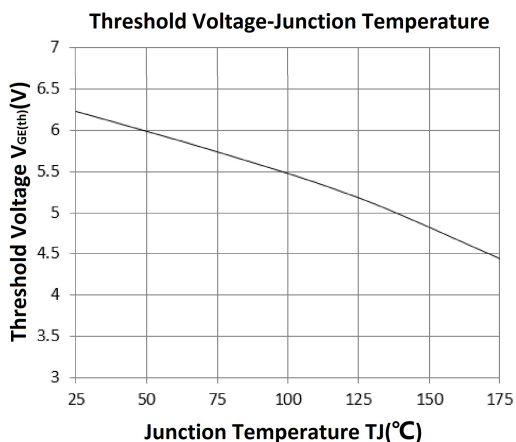
Order Message

Order codes	Package	Packaging
SL15T65FF	TO-220F	Tube
SL15T65F	TO-220	Tube
SL15T65FK	TO-263	Tube

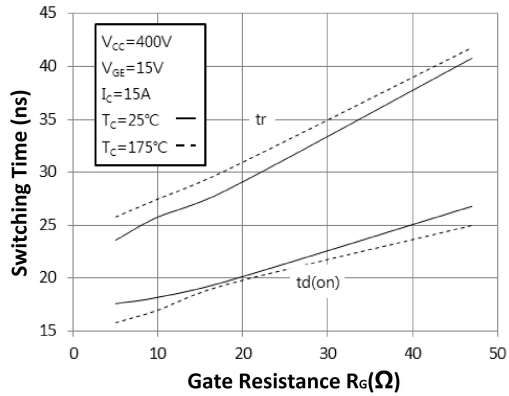
Electrical Characteristics



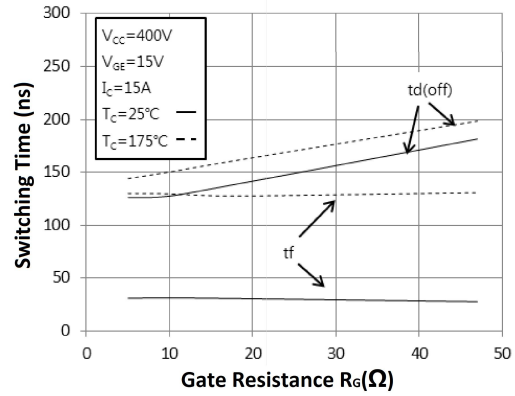




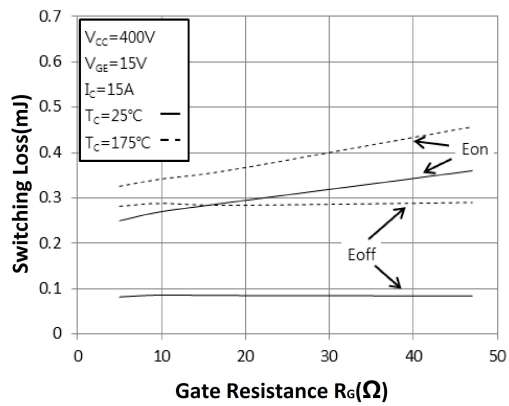
Turn on Characteristics-Gate Resistance



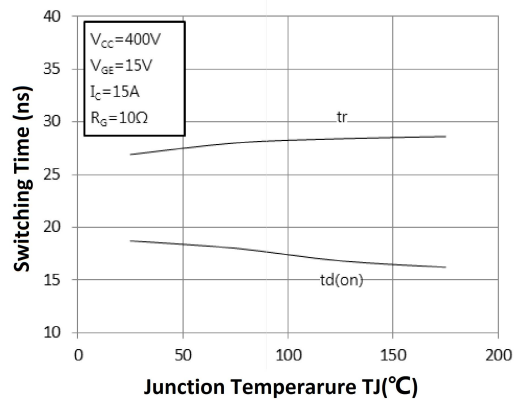
Turn off Characteristics-Gate Resistance



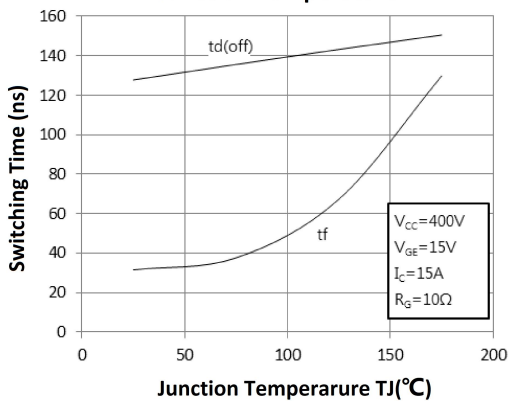
Switching Loss-Gate Resistance



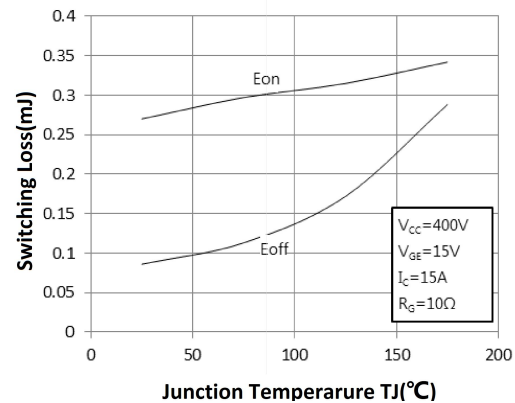
Turn on Characteristics-Junction Temperature

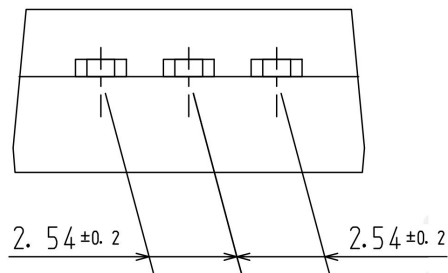
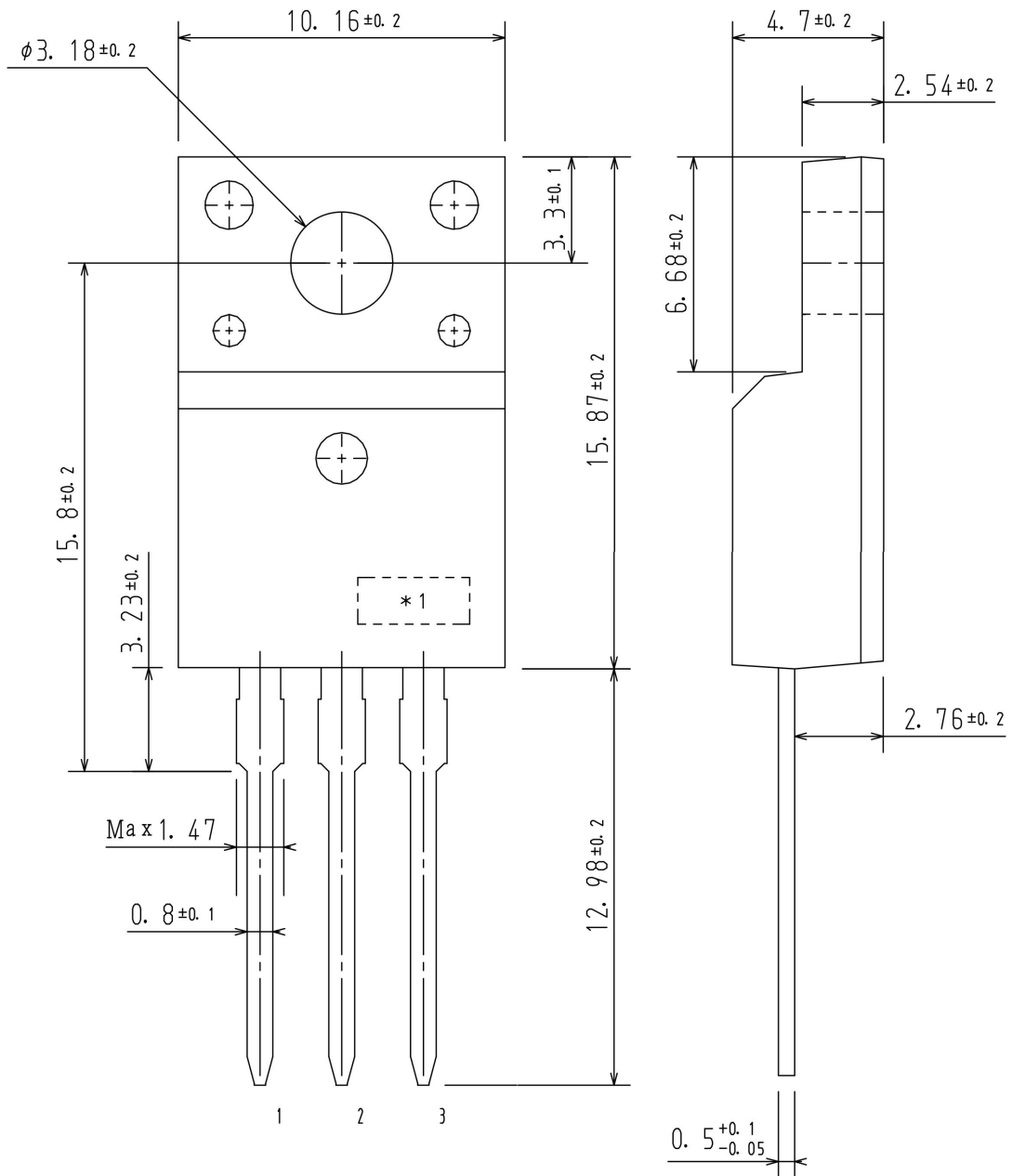


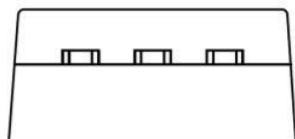
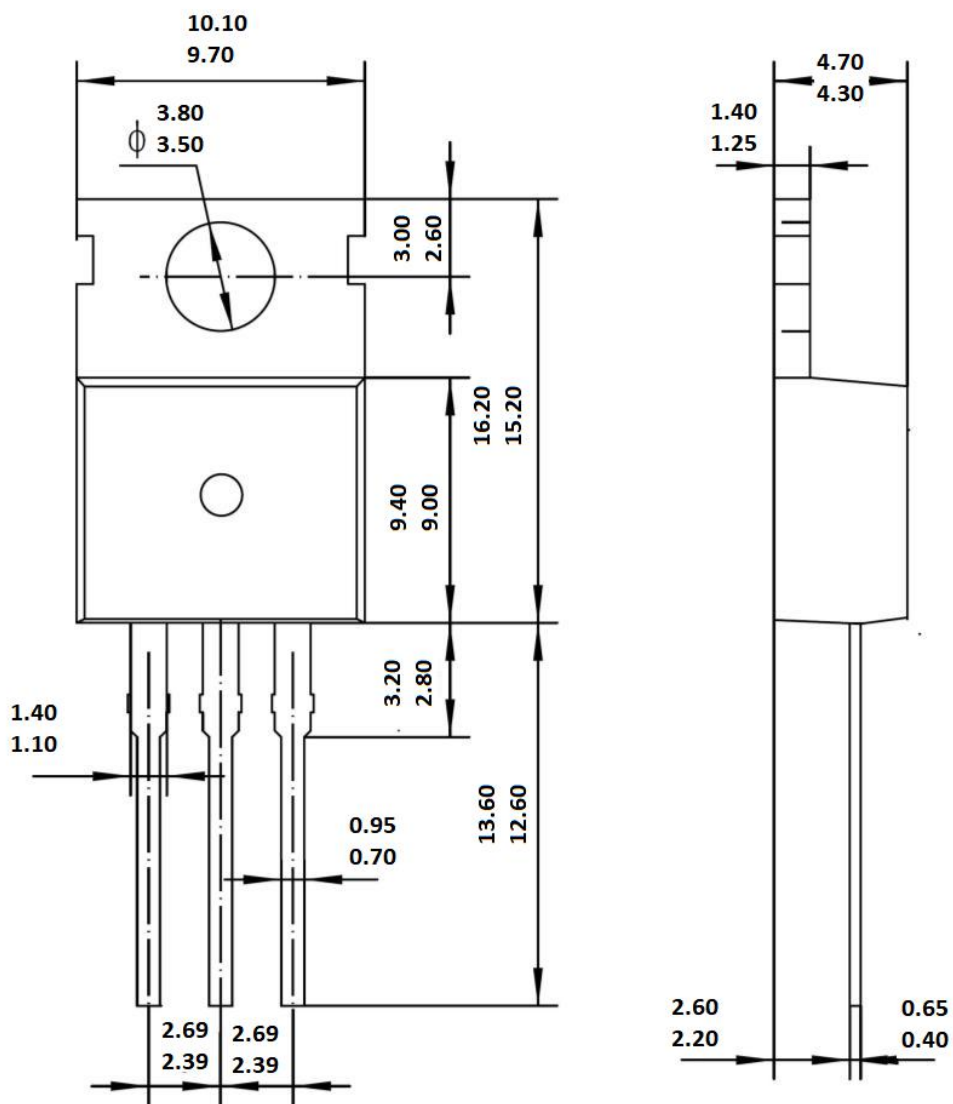
Turn off Characteristics -Junction Temperature



Switching Loss-Junction Temperature

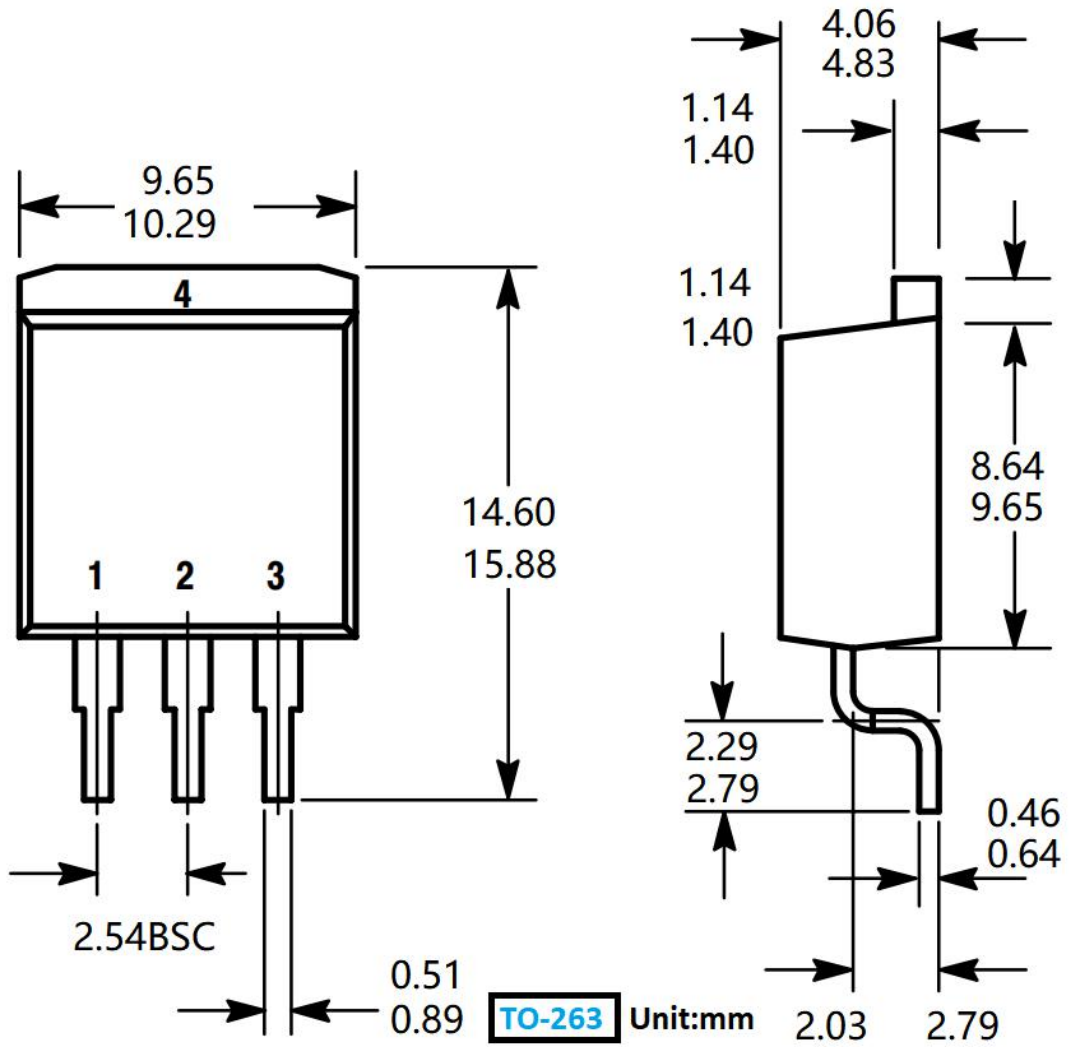



TO-220F
Unit: mm



TO-220

Unit: mm



X-ON Electronics

Largest Supplier of Electrical and Electronic Components

Click to view similar products for [IGBT Transistors](#) category:

Click to view products by [SLKORMICRO](#) manufacturer:

Other Similar products are found below :

[IRG4PC30W](#) [APT20GT60BRDQ1G](#) [STGWA25H120DF2](#) [APT30GS60BRDQ2G](#) [TIG058E8-TL-H](#) [IDW40E65D2](#) [STGB40V60F](#)
[STGWA25H120F2](#) [NGTB75N65FL2WAG](#) [2MBI150VA-060-50](#) [NTE3320](#) [FGD3040G2-F085](#) [FGD3440G2-F085](#) [STGW80H65DFB-4](#)
[AFGY160T65SPD-B4](#) [IGW30N60TP](#) [IGW40N60TP](#) [IGW50N60TP](#) [IHW30N65R5](#) [IKFW40N60DH3E](#) [IKP15N65H5](#) [IKQ100N60T](#)
[IKQ120N60T](#) [IKW30N65WR5](#) [IKW75N60H3](#) [IKZ50N65NH5](#) [IKZ75N65NH5](#) [FGD3040G2-F085C](#) [FGH4L50T65SQD](#) [FGHL40T65MQDT](#)
[FGHL50T65MQD](#) [FGHL50T65MQDTL4](#) [FGHL75T65LQDT](#) [FGHL75T65MQD](#) [FGHL75T65MQDT](#) [FGHL75T65MQDTL4](#)
[FGY75T120SWD](#) [EL3120S1\(TA\)\(SAS\)-V](#) [IHW15N120E1](#) [IKQ75N120CS6](#) [IKW50N65WR5](#) [SL15T65FK](#) [KGF50N65KDF-U/H](#)
[IHF40N65R5S](#) [IKW08N120CS7XKSA1](#) [IKQ75N120CH3](#) [IHW30N160R5](#) [SGM100HF12A1TFD](#) [CRG50T60AK3SD](#) [CRG40T60AN3S](#)