

60V/3A N-Channel MOSFET

Features

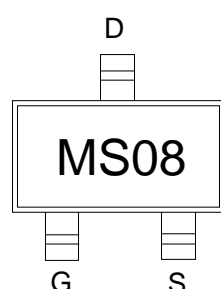
- Excellent package for good heat dissipation
- Ultra low gate charge
- Low reverse transfer capacitance
- Fast switching capability
- Avalanche energy specified

Product Summary

V_{DS}	$R_{DS(ON)}$ MAX	I_D MAX
60V	100mΩ@10V	3A
	150mΩ@4.5V	


Application

- Power switching application

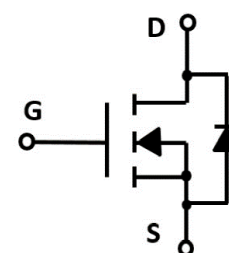


MS08: Device code

Marking and pin assignment



SOT-23 top view



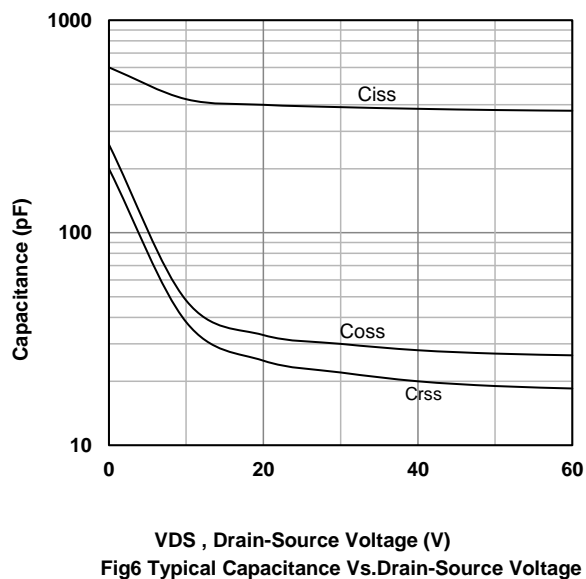
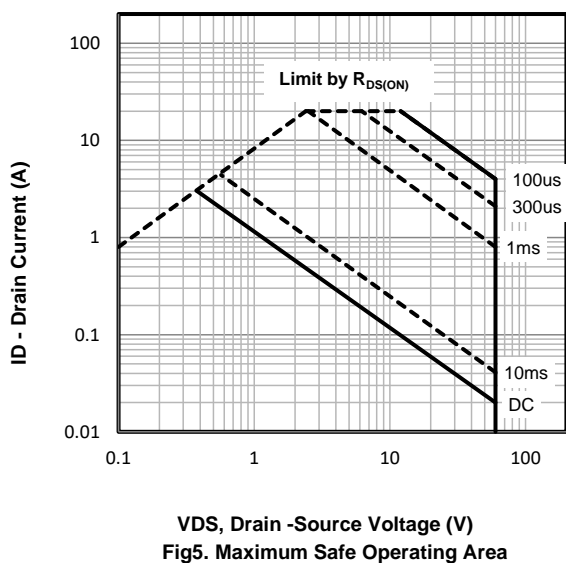
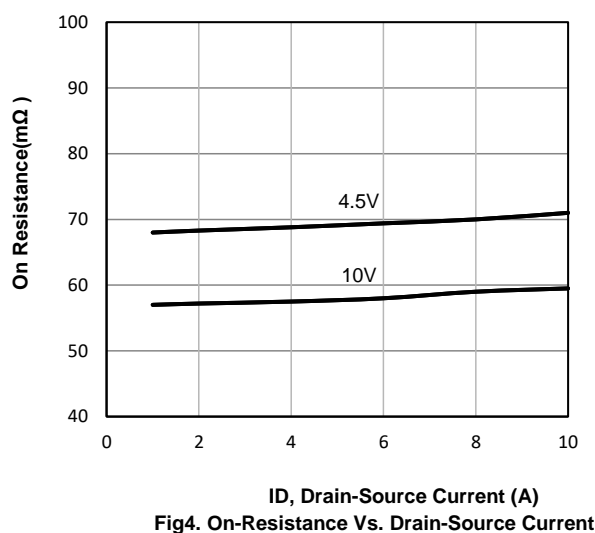
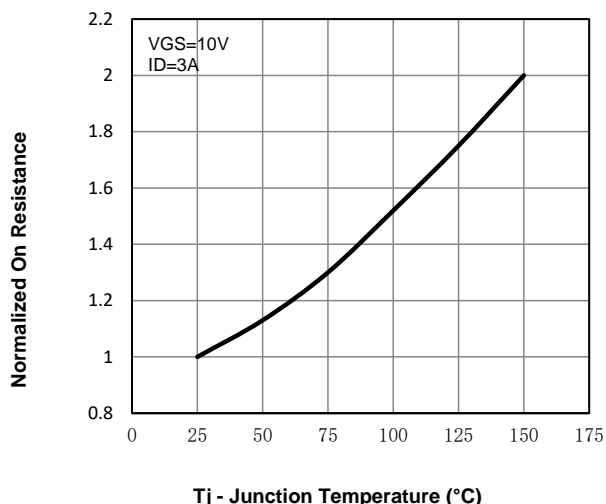
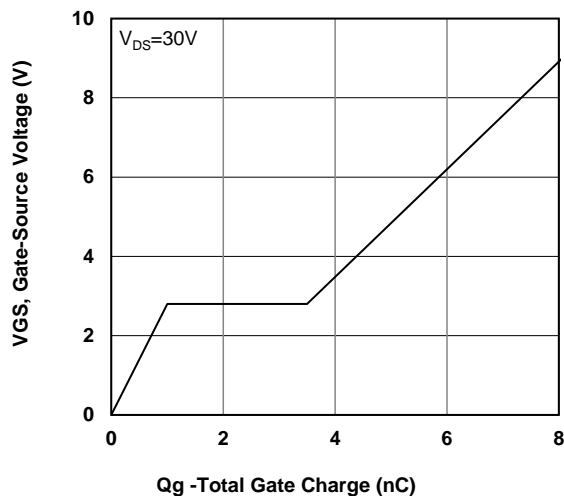
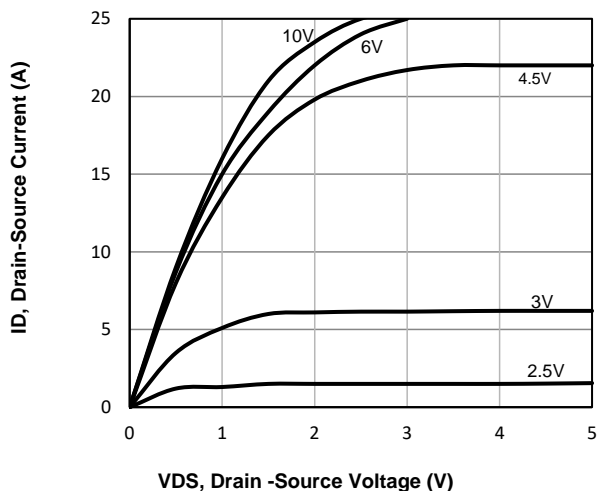
Schematic diagram

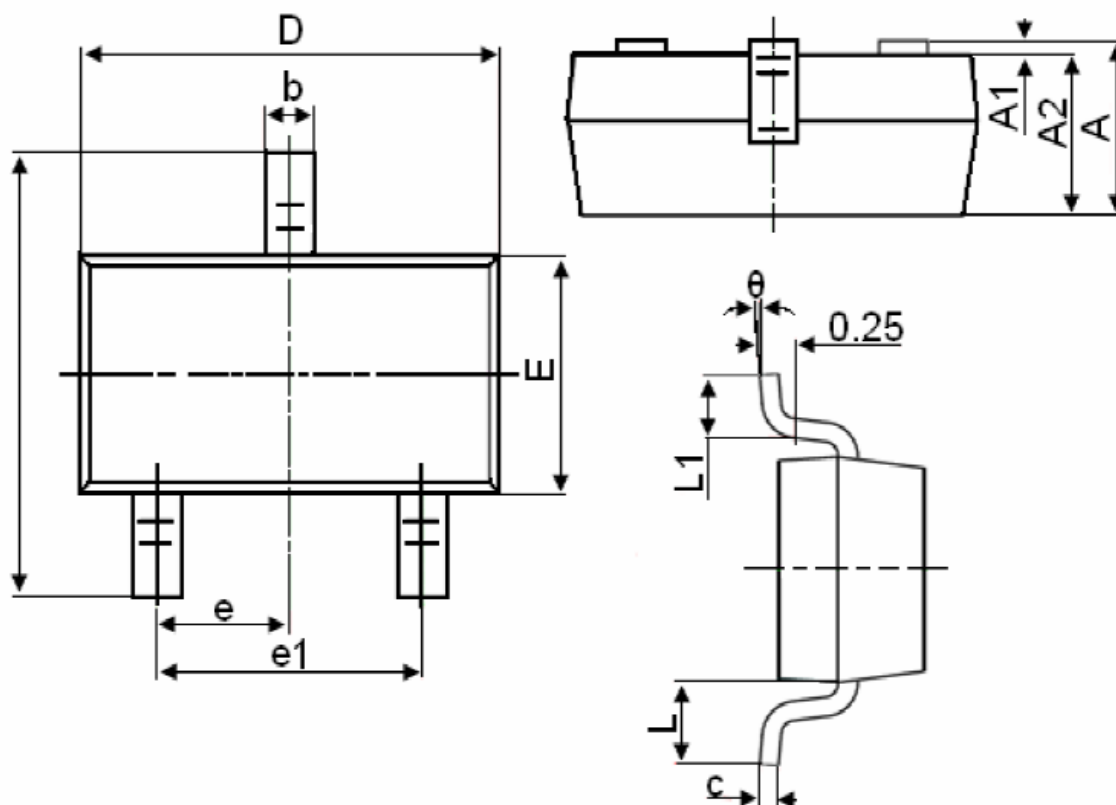


Absolute Maximum Ratings (TA=25°C unless otherwise noted)				
Symbol	Parameter		Rating	Unit
Common Ratings (TC=25°C Unless Otherwise Noted)				
V_{DS}	Drain-Source Breakdown Voltage		60	V
V_{GS}	Gate-Source Voltage		±20	V
T_J	Maximum Junction Temperature		150	°C
T_{STG}	Storage Temperature Range		-55 to 150	°C
I_S	Diode Continuous Forward Current	$T_C=25^\circ\text{C}$	3	A
Mounted on Large Heat Sink				
I_{DM}	Pulse Drain Current Tested	$T_C=25^\circ\text{C}$	12	A
I_D	Continuous Drain Current@GS=10V	$T_C=25^\circ\text{C}$	3	A
P_D	Maximum Power Dissipation	$T_C=25^\circ\text{C}$	0.35	W
$R_{\theta JA}$	Thermal Resistance Junction-Ambient>(*1 in2 Pad of 2-oz Copper), Max.)		375	°C/W

Electrical Characteristics (T_J=25°C unless otherwise noted)						
Symbol	Parameter	Condition	Min	Typ	Max	Unit
Static Electrical Characteristics @ T_J = 25°C (unless otherwise stated)						
BV _{(BR)DSS}	Drain-Source Breakdown Voltage	VGS=0V, ID=250μA	60	--	--	V
I _{DSS}	Zero Gate Voltage Drain Current	VDS=60V, VGS=0V	--	--	1	μA
I _{GSS}	Gate-Body Leakage Current	VGS=±20V, VDS=0V	--	--	±100	nA
V _{GS(th)}	Gate Threshold Voltage	VDS=VGS, ID=250μA	1.1	1.7	2.5	V
R _{DS(on)}	Drain-Source On-State Resistance	VGS=10V, ID=3A	--	58	100	mΩ
		VGS=4.5V, ID=2A	--	70	150	
Dynamic Electrical Characteristics @ T_J = 25°C (unless otherwise stated)						
C _{ISS}	Input Capacitance	VDS=30V, VGS=0V, f=1MHz	--	400	--	pF
C _{OSS}	Output Capacitance		--	28	--	pF
C _{RSS}	Reverse Transfer Capacitance		--	23	--	pF
Switching Characteristics						
Q _g	Total Gate Charge	VDS=30V, ID=3A, VGS=10V	--	9	--	nC
Q _{gs}	Gate Source Charge		--	1	--	nC
Q _{gd}	Gate Drain Charge		--	2.5	--	nC
t _{d(on)}	Turn-on Delay Time	VDD=30V, ID=3A, VGS=10V, RG=2.3Ω	--	4	--	nS
t _r	Turn-on Rise Time		--	10	--	nS
t _{d(off)}	Turn-Off Delay Time		--	12.5	--	nS
t _f	Turn-Off Fall Time		--	1.8	--	nS
Source- Drain Diode Characteristics						
V _{SD}	Forward on voltage	T _J =25°C, I _s =3A,	--	0.8	1.2	V

Typical Operating Characteristics



SOT-23 Package information


Symbol	Dimensions in Millimeters(mm)		Dimensions In Inches	
	Min	Max	Min	Max
A	0.900	1.150	0.035	0.045
A1	0.000	0.100	0.000	0.004
A2	0.900	1.050	0.035	0.041
b	0.300	0.500	0.012	0.020
c	0.080	0.150	0.003	0.006
D	2.800	3.000	0.110	0.118
E	1.200	1.400	0.047	0.055
E1	2.250	2.550	0.089	0.100
e	0.950TYP		0.037TYP	
e1	1.800	2.000	0.071	0.079
L	0.550REF		0.022REF	
L1	0.300	0.500	0.012	0.020
θ	0°	8°	0°	8°

X-ON Electronics

Largest Supplier of Electrical and Electronic Components

Click to view similar products for [MOSFET](#) category:

Click to view products by [SLKORMICRO](#) manufacturer:

Other Similar products are found below :

[IRFD120](#) [IRFY240C](#) [JANTX2N5237](#) [2SK2267\(Q\)](#) [BUK455-60A/B](#) [MIC4420CM-TR](#) [VN1206L](#) [NDP4060](#) [SI4482DY](#)
[IPS70R2K0CEAKMA1](#) [SQD23N06-31L-GE3](#) [TK16J60W,S1VQ\(O](#) [2SK2614\(TE16L1,Q\)](#) [DMN1017UCP3-7](#) [EFC2J004NUZTDG](#)
[DMN1053UCP4-7](#) [SQJ469EP-T1-GE3](#) [NTE2384](#) [DMC2700UDMQ-7](#) [DMN2080UCB4-7](#) [DMN61D9UWQ-13](#) [US6M2GTR](#)
[DMN31D5UDJ-7](#) [DMP22D4UFO-7B](#) [DMN1006UCA6-7](#) [DMN16M9UCA6-7](#) [STF5N65M6](#) [IRF40H233XTMA1](#) [STU5N65M6](#)
[DMN6022SSD-13](#) [DMN13M9UCA6-7](#) [DMTH10H4M6SPS-13](#) [DMN2990UFB-7B](#) [IPB80P04P405ATMA2](#) [2N7002W-G](#) [MCAC30N06Y-](#)
[TP](#) [MCQ7328-TP](#) [NTMC083NP10M5L](#) [NVMFS2D3P04M8LT1G](#) [BXP7N65D](#) [BXP4N65F](#) [AOL1454G](#) [WMJ80N60C4](#) [BXP2N20L](#)
[BXP2N65D](#) [BXT1150N10J](#) [BXT1700P06M](#) [TSM60NB380CP](#) [ROG](#) [RQ7L055BGTCR](#) [DMNH15H110SK3-13](#)