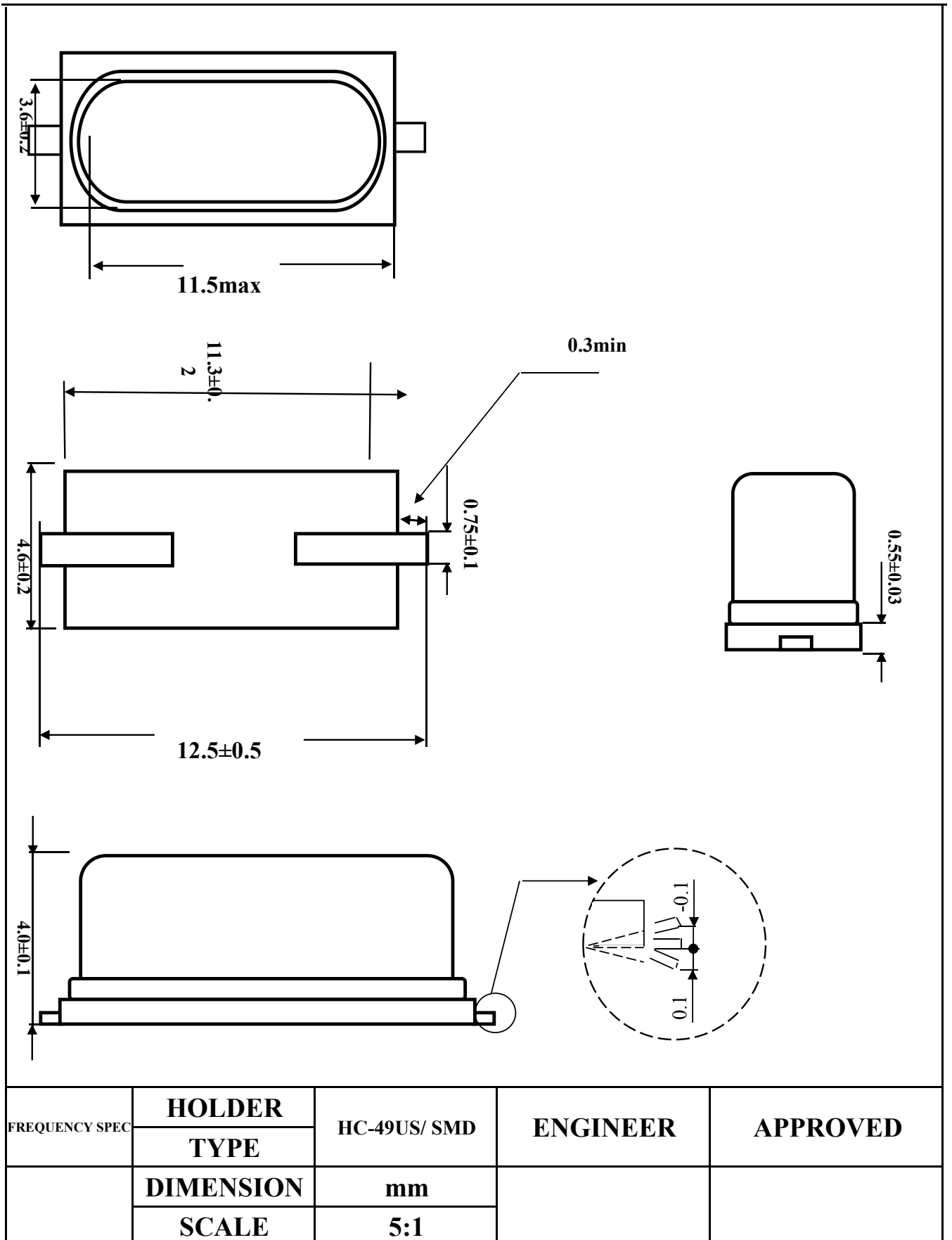


HC-49US/SMD 石英晶振  
6.000MHZ/20PF/±20PPM

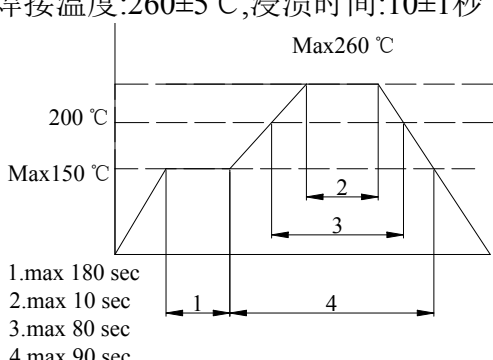
**SPECIFICATION REQUIREMENTS FOR CRYSTAL**  
**晶体产品要求**

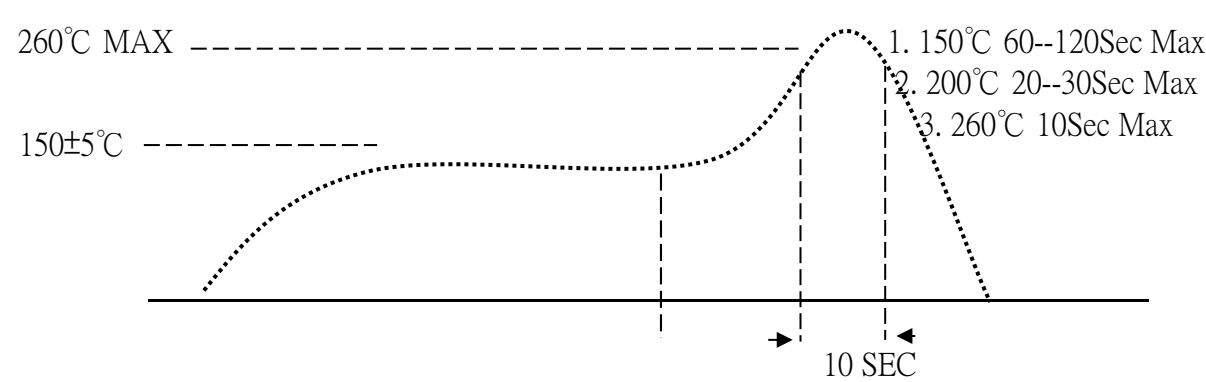
电气参数 **Electrical Characteristic:**

1. Model No.	<input type="checkbox"/> HC-49US <input checked="" type="checkbox"/> HC-49US/SMD <input type="checkbox"/> HC-49U <input type="checkbox"/> HC-49USS <input type="checkbox"/> HC-49USS/SMD <input type="checkbox"/> 2×6 <input type="checkbox"/> 3×8 <input type="checkbox"/> 3×9 <input type="checkbox"/> 3×10
2. Nominal Frequency(FR)	6.000MHZ
3. Oscillation Mode	<input checked="" type="checkbox"/> Fundamental    3RD overtone <input type="checkbox"/> 5th overtone
4. Frequency stability(Tol)	± 20ppm(ref. at 25°C)
5. Operation Temperature	-20°C to+70°C
6. Storage Temperature	-40°C to+85°C
7. Temperature Charateristic	± 30ppm
8. Load Capacitance( CL )	20pF
9. Series Resisitance(ESR)	≤60 Ω
10. Drive Level	100uW
11. Shunt Capacitancnce (Co)	≤5pF Max ( Or    PF~    PF )
12. Aging Rate Per Year	± 3ppm/year
13. Insulation Resistance	500M Ω min.at DC 100V ± 10V
14 Test Circuit.	<b>Measured by S&amp;A 250B</b>



## 可靠性实验规范 RELIABILITY SPECIFICATION

序号	RELIABILITY	RELIABILITY CONDITIONS	SPECIFICATION
	试验名称	可靠度试验条件	规格说明
1	ELECTRODE TERMINAL PULL 电极端子拉力	1KG FORCE IN AXES OF ELECTRODE TERMINATION 10±1sec 1KG力垂直施于电极端子上10±1秒	1.GLASS HERMETICITY & VISUAL. 玻璃密封性和外观检查
2	ELECTRODE WIRE-LEAD BEND 电极端子弯曲拉力	2.5mm FROM ELECTRODE TERMINAL,BEND 90°, 0.45kg MASS APPLIED 3TIMES. 2.5毫米处电极端子弯曲 90°	2. LEAD CRACKED or BROKEN NOT ALLOWED' 不允许引线断裂或破裂
3	SOLDERABILITY 产品可焊性	SOLDER:235±5°C,DIPPING:5±0.5sec. 焊接温度:235±5°C,浸渍时间:5±0.5秒	AT LEAST 95% COATING. 至少覆盖率为95%
4	RESISTANCE TO 产品可焊耐热时间	SOLDER:260+5°C,DIPPING:10±1sec. 焊接温度:260±5°C,浸渍时间:10±1秒 	1.AT LEAST 95% COATING. 至少覆盖率为95% 2.ΔF/F≤±5ppm ΔF/Rr≤±10% or 2Ω BETTER,20%
5	VIBRATION TEST 振动测试	10g,10~55~10hz 1MINUTE,X、Y、Z PLANE EACH 2hrs. 10G, 10~55~10赫兹 1分钟,X、Y、Z 水平面,每2小时	ΔF/F≤±5ppm ΔF/Rr≤±10% or 2Ω BETTER,20%
6	DROP TEST 跌落测试	75CM HIGH,3 TIMES ON HARD BOARD 75厘米高, 3次坠落在硬木质板上	ΔF/F≤±5ppm ΔF/Rr≤±10% Oor 2Ω BETTER,20%
7	AGING TEST 老化测试	85°C Dynamic 1000hrs 85°C 动态测试1000小时	ΔF/F≤±5ppm ΔF/Rr≤±10% or 2Ω BETTER,20%
8	CCELERATED AGING 加速老化测试	125°C±3°C, TIME:168 hrs. Dynamic 125°C ± 3°C, 的动态下:168小时.	ΔF/F≤±5ppm ΔF/Rr≤±10% or 2Ω BETTER,20%

9	SALT SPRAY 盐水喷雾试验	5% NaCL 35°C±2°C CHAMBER,48hrs.PH:6.5~7.2	1.NO CORROSION ON LEAD&CAN1. 基座和外壳无腐蚀
		5% NaCL(碳酸钠),35°C±2°C的温箱里,48小时 PH值:6.5~7.2	△F/F≤±5ppm △F/Rr≤±10% or 2Ω BETTER,20%
10	HIGH-LOW TEM.STORAGE(STATIC	HIGH TEM:125°C±2°C,1000hrs LOW TEM:- 40°C±3°C,1000hrs 高	△F/F≤±5ppm
	STORAGE(STATIC) 高低温储存(静态测试)	LOW TEM:-40°C±3°C,1000hrs 低温:-40°C±3°C,1000小时	△F/Rr≤±10% or 2Ω BETTER,20%
11	HIGH TEM. & HUM. STORAGE TEST 高温高湿储存试验	TEM:40°C±2°C HUM:83%-88%,96hrs 温度:40°C±2 湿度:83%-88% ,储存96小时	△F/F≤±5ppm △F/Rr≤±10% or 2Ω BETTER,20%
		TEM:-10°C±2°C ~ 65°C±2°C 24hrs 1 cycle' HUM:93±3% 5 cycles	△F/F≤±5ppm
12	TEM. & HUM. CYCLING TEST	温度:-10°C±2°C~65°C±2°C,湿度:93±3%, 24小时为1循环, 运行5个循环	△F/Rr≤±10% or 2Ω BETTER,20%
	温湿度循环测试		
13	HIGH-LOW TEM.OPERATING TEST	HIGH TEM:70°C±2°C,2hrs LOW TEM:-20°C ±2°C,2hrs 高温:70°C±2	△F/F≤±5ppm
	OPERATING TEST 高-低温运行测试	LOW TEM:-20°C±2°C,2hrs 低温:-20°C±2°C运行2小时	△F/Rr≤±10% or 2Ω BETTER,20%
14	FREQUENCY/Rr V.S OPERATING TEM..	TEM:-10°C ~ +60°C、-20°C ~ +70°C、 0°C ~70°C 'MEASURE POINT: EVERY 10°C DEVIATION.	AS SPECIFICATION
	频率/电阻在操作温度下之变化测试	温度:-10°C ~ +60°C、-20°C ~ +70°C 0°C ~ 70°C	依客户要求
15	HIGH LOW SHOCK 高低温冲击		
	 <p><b>SPECIFICATION</b> 规格说明: △F/F≤±5ppm △F/Rr≤±10% or 2Ω BETTER,20%</p>		

## X-ON Electronics

Largest Supplier of Electrical and Electronic Components

*Click to view similar products for [Crystals](#) category:*

*Click to view products by [SLKORMICRO](#) manufacturer:*

Other Similar products are found below :

[CX3225GB25000M0PPSZ1](#) [718-13.2-1](#) [7A-40.000MAAE-T](#) [FL2000085](#) [99-BU](#) [9B-15.360MBBK-B](#) [9C-7.680MBBK-T](#) [H10S-12.000-18-EXT-TR](#) [ABC2-6.000MHZ-D4Z-T](#) [ABLS-20.000MHZ-D2-T](#) [ABS071-32.768KHZ-6-T](#) [R38-32.768-12.5-5PPM-NPB](#) [BTD1062E05A-513](#) [21U15A-21.4MHZ](#) [RTX-781DF1-S-20.950](#) [LFXTAL066198Cutt](#) [9C-14.31818MBBK-T](#) [A-11.000MHZ-27](#) [ABL-27.000MHZ-B4Y-T](#) [ABM11-132-24.000MHZ-T3](#) [ABM3B1-25.000MHZ-D2Y-T](#) [SPT2A-.032768B](#) [SPT2A.032768G](#) [SSPT7F-9PF20-R](#) [LFXTAL065253Cutt](#) [LFXTAL066431Cutt](#) [XT9S20ANA14M7456](#) [XT9SNLANA16M](#) [7A-24.576MBBK-T](#) [7B-30.000MBBK-T](#) [MMCC2R32.7680KHZ](#) [7A-14.31818MBBK-T](#) [6504-202-1501](#) [6526-202-1501](#) [ABLS-12.000MHZ-B2Y-T](#) [7A-10.000MBBK-T](#) [SG636PCE-20.000MC](#) [3404](#) [E1SAA18-25.000M TR](#) [CM315D32768EZFT](#) [C1E-24.000-7-2020-R](#) [C1E-19.200-12-1530-X-R](#) [C1E-16.000-12-1530-X-R](#) [ABM11-16.000MHZ-9-B1U-T](#) [FL5000014](#) [EUCA18-3.1872M](#) [FX0800015](#) [425F35E027M0000](#) [FP0800018](#) [MS3V-T1R-32.768kHz-7pF-20PPM-TA-QC-Au](#)