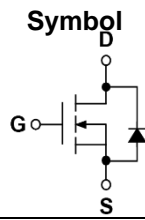
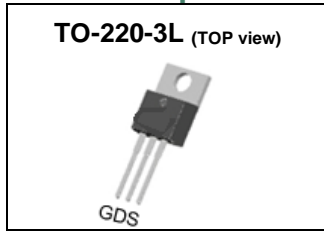


N-Channel Enhancement Mode MOSFET

Pin Description



Product Summary

Symbol	N-Channel	Unit
V_{DSS}	100	V
$R_{DS(ON)-Max}$	10.7	m Ω
ID	64	A

Feature

- Fast switching speed
- Reliable and Rugged
- ROHS Compliant & Halogen-Free
- 100% UIS Tested

Applications

- Motor drivers
- DC-DC Converter

Ordering Information

Orderable Part Number	Package Type	Form	Shipping	Marking
SL64N10	TO-220-3L	Tube	50 / Tape & Reel	

Absolute Maximum Ratings (T_J=25°C Unless Otherwise Noted)

Symbol	Parameter	N-Channel	Unit	
V_{DSS}	Drain-Source Voltage	100	V	
V_{GSS}	Gate-Source Voltage	±20		
T_J	Maximum Junction Temperature	150	°C	
T_{STG}	Storage Temperature Range	-55 to 150	°C	
$I_{DM}^{①}$	Pulse Drain Current Tested	T _C =25°C	122	A
I_D	Continuous Drain Current	T _C =25°C	64	A
		T _C =100°C	41	
P_D	Maximum Power Dissipation	T _C =25°C	83	W
		T _C =100°C	33	
$I_{AS}^{②}$	Avalanche Current, Single pulse	L=0.1mH	20	A
$E_{AS}^{②}$	Avalanche Energy, Single pulse	L=0.1mH	20	mJ

Thermal Characteristics

Symbol	Parameter	Rating	Unit	
$R_{\theta JC}$	Thermal Resistance-Junction to Case	Steady State	1.5	°C/W
$R_{\theta JA}^{③}$	Thermal Resistance-Junction to Ambient	Steady State	62.5	°C/W

Note ① : Max. current is limited by bonding wire

Note ② : UIS tested and pulse width are limited by maximum junction temperature 150°C

Note ③ : Surface Mounted on 1in² FR-4 board with 1oz.

N-Channel Electrical Characteristics ($T_J=25^{\circ}\text{C}$ Unless Otherwise Noted)

Symbol	Parameter	Test Conditions	Min.	Typ.	Max.	Unit
Static Electrical Characteristics						
BV_{DSS}	Drain-Source Breakdown Voltage	$V_{GS}=0V, I_{DS}=250\mu A$	100	-	-	V
I_{DSS}	Zero Gate Voltage Drain Current	$V_{DS}=80V, V_{GS}=0V$	-	-	1	μA
$V_{GS(th)}$	Gate Threshold Voltage	$V_{DS}=V_{GS}, I_{DS}=250\mu A$	2	3	4	V
I_{GSS}	Gate Leakage Current	$V_{GS}=\pm 20V, V_{DS}=0V$	-	-	± 100	nA
$R_{DS(on)}^{④}$	Drain-Source On-state Resistance	$V_{GS}=10V, I_{DS}=20A$	-	8.9	10.7	m Ω
		$V_{GS}=6V, I_{DS}=20A$	-	12.5	16	
gfs	Forward Transconductance	$V_{DS}=5V, I_{DS}=10A$	-	18.5	-	S
Dynamic Characteristics[®]						
R_G	Gate Resistance	$V_{GS}=0V, V_{DS}=0V,$ Freq.=1MHz	-	0.9	-	Ω
C_{iss}	Input Capacitance	$V_{GS}=0V,$ $V_{DS}=50V,$ Freq.=1MHz	-	1558	-	pF
C_{oss}	Output Capacitance					
C_{rss}	Reverse Transfer Capacitance					
$t_{d(ON)}$	Turn-on Delay Time	$V_{GS}=10V, V_{DS}=30V,$ $I_D=1A, R_{GEN}=6\Omega$	-	10.4	-	nS
t_r	Turn-on Rise Time					
$t_{d(OFF)}$	Turn-off Delay Time					
t_f	Turn-off Fall Time					
Q_g	Total Gate Charge	$V_{GS}=6V, V_{DS}=50V$ $I_D=20A$	-	19.9	-	nC
Q_g	Total Gate Charge	$V_{GS}=10V, V_{DS}=50V,$ $I_D=20A$	-	30.1	-	
Q_{gs}	Gate-Source Charge		-	8.8	-	
Q_{gd}	Gate-Drain Charge		-	8.8	-	
Source-Drain Characteristics						
$V_{SD}^{④}$	Diode Forward Voltage	$I_{SD}=10A, V_{GS}=0V$	-	0.8	1.1	V
t_{rr}	Reverse Recovery Time	$I_F=10A, V_R=50V$	-	50.8	-	nS
Q_{rr}	Reverse Recovery Charge	$dI_F/dt=100A/\mu s$	-	40	-	nC

Note ④ : Pulse test (pulse width $\leq 300\mu s$, duty cycle $\leq 2\%$).

Note ⑤ : Guaranteed by design, not subject to production testing.

N-Channel Typical Characteristics

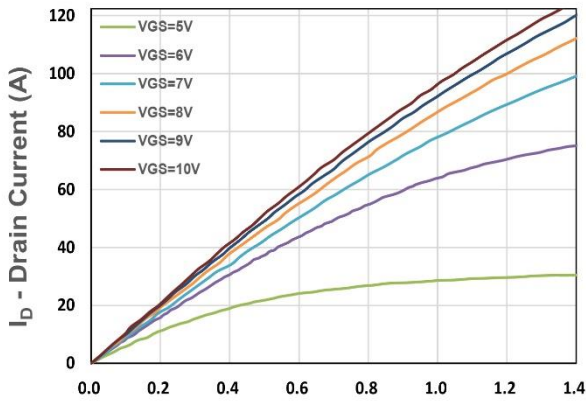


Figure 1. Output Characteristics

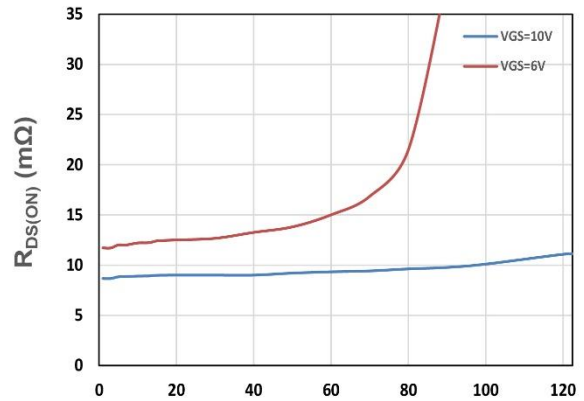


Figure 2. On-Resistance vs. ID

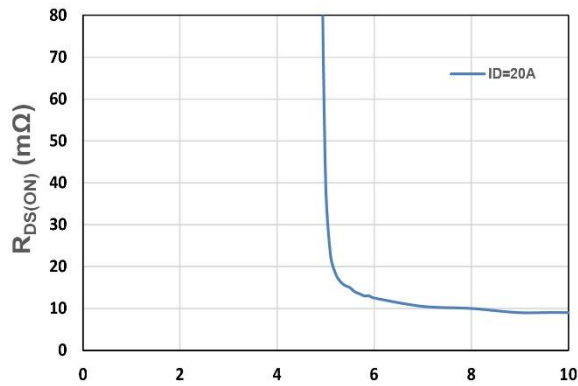


Figure 3. On-Resistance vs. VGS

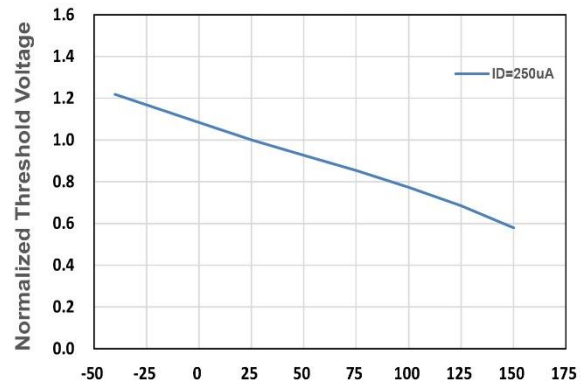


Figure 4. Gate Threshold Voltage

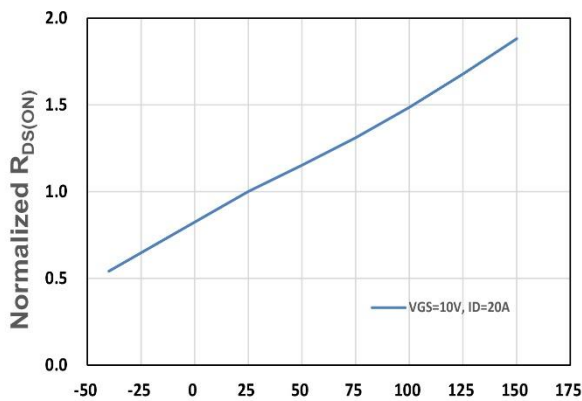


Figure 5. Drain-Source On Resistance

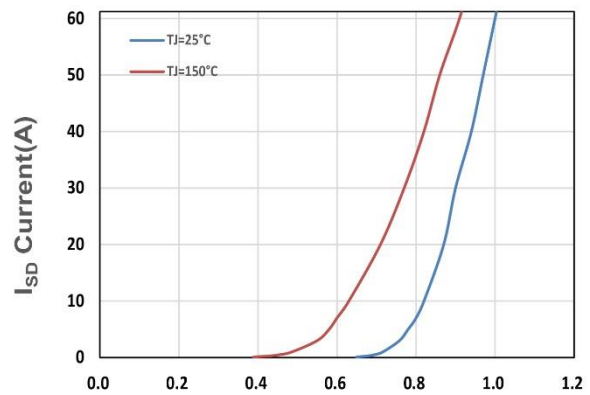
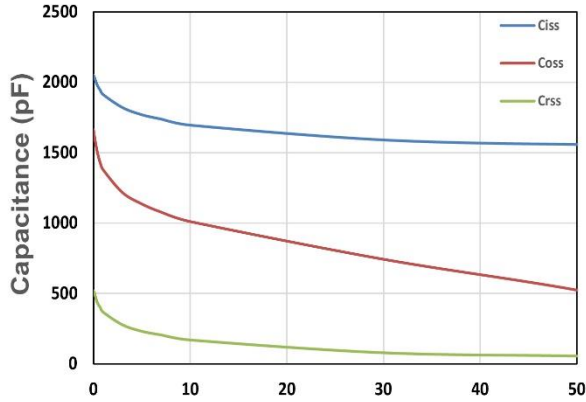
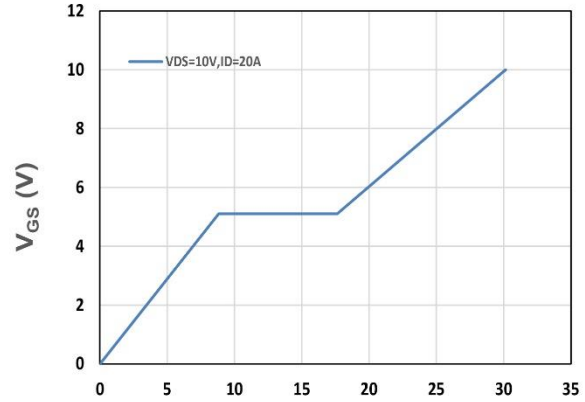


Figure 6. Source-Drain Diode Forward



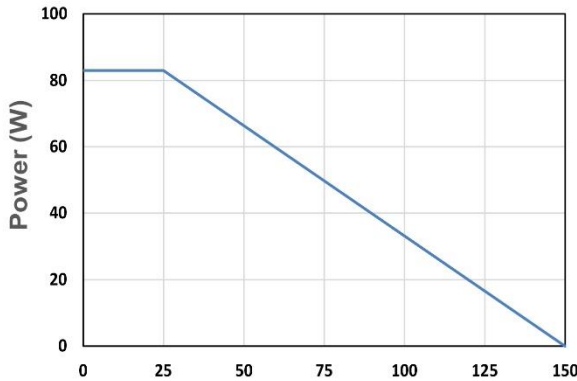
V_{DS} - Drain - Source Voltage (V)

Figure 7. Capacitance



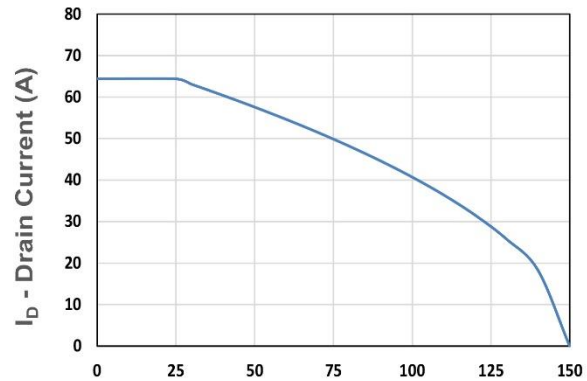
Q_g , Total Gate Charge (nC)

Figure 8. Gate Charge Characteristics



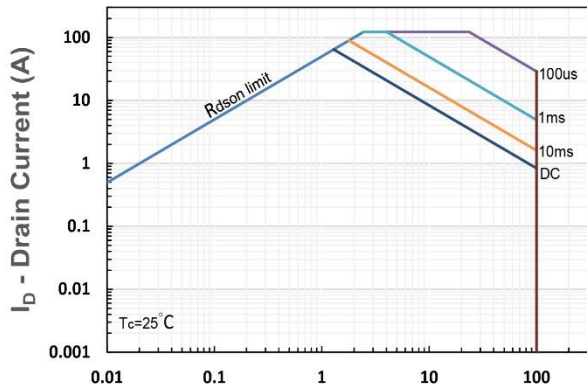
T_c - Case Temperature ($^{\circ}C$)

Figure 9. Power Dissipation



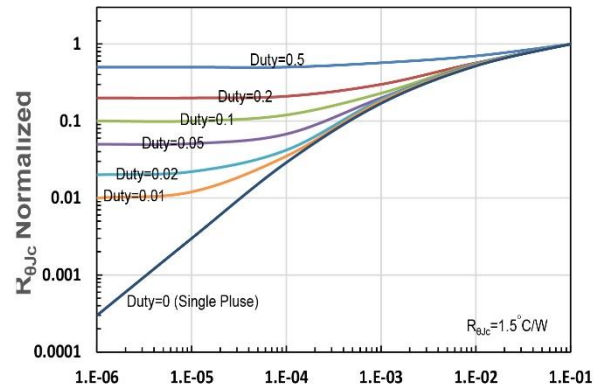
T_c - Case Temperature ($^{\circ}C$)

Figure 10. Drain Current



V_{DS} - Drain-Source Voltage (V)

Figure 11. Safe Operating Area



t_1 , Square Wave Pulse Duration (s)

Figure 12. $R_{\theta Jc}$ Transient Thermal Impedance

X-ON Electronics

Largest Supplier of Electrical and Electronic Components

Click to view similar products for [MOSFET](#) category:

Click to view products by [SLKORMICRO](#) manufacturer:

Other Similar products are found below :

[IRFD120](#) [JANTX2N5237](#) [BUK455-60A/B](#) [MIC4420CM-TR](#) [VN1206L](#) [NDP4060](#) [SI4482DY](#) [IPS70R2K0CEAKMA1](#) [SQD23N06-31L-GE3](#)
[TK16J60W,S1VQ\(O](#) [2SK2614\(TE16L1,Q\)](#) [DMN1017UCP3-7](#) [DMN1053UCP4-7](#) [SQJ469EP-T1-GE3](#) [NTE2384](#) [DMC2700UDMQ-7](#)
[DMN2080UCB4-7](#) [DMN61D9UWQ-13](#) [US6M2GTR](#) [DMN31D5UDJ-7](#) [DMP22D4UFO-7B](#) [DMN1006UCA6-7](#) [DMN16M9UCA6-7](#)
[STF5N65M6](#) [IRF40H233XTMA1](#) [STU5N65M6](#) [DMN6022SSD-13](#) [DMN13M9UCA6-7](#) [DMTH10H4M6SPS-13](#) [DMN2990UFB-7B](#)
[IPB80P04P405ATMA2](#) [2N7002W-G](#) [MCAC30N06Y-TP](#) [MCQ7328-TP](#) [BXP7N65D](#) [BXP4N65F](#) [AOL1454G](#) [WMJ80N60C4](#) [BXP2N20L](#)
[BXP2N65D](#) [BXT1150N10J](#) [BXT1700P06M](#) [TSM60NB380CP](#) [ROG](#) [RQ7L055BGTCR](#) [DMNH15H110SK3-13](#) [SLF10N65ABV2](#)
[BSO203SP](#) [BSO211P](#) [IPA60R230P6](#) [IPA60R460CE](#)