

## Ultra Low Capacitance ESD Protection Array

### DESCRIPTION

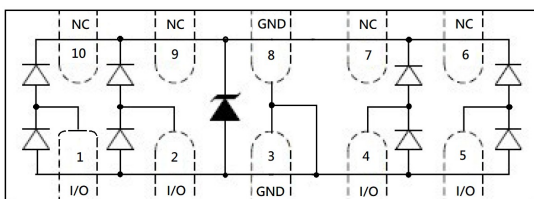
SLESD3324P is an ultra-low capacitance Transient Voltage Suppressor (TVS) designed to protection for high-speed data interfaces. With typical capacitance of 0.2pF (I/O to I/O) only, SLESD3324P is designed to protect parasitic-sensitive systems against over-voltage and over-current transient events. It complies with IEC 61000-4-2 (ESD), Level 4(±15KV air, ±8KV contact discharge), IEC61000-4-4 (electrical fast transient-EFT) (40A, 5/50ns), very fast charged device model (CDM)ESD and cable discharge event (CDE),etc.

SLESD3324P uses ultra-small DFN2510 package. Each SLESD3324P device can protect four high-speed data lines. The combined features of ultra-low capacitance, ultra-small size and high ESD robustness make SLESD3324P ideal for high-speed data ports and high-frequency lines (e.g., HDMI & DVI) applications. The low clamping voltage of the SLESD3324P guarantees a minimum stress on the protected IC.

### ORDERING INFORMATION

- ✧ Device: SLESD3324P
- ✧ Package: DFN2510
- ✧ Marking: 3324P
- ✧ Material: Halogen free
- ✧ Packing: Tape & Reel
- ✧ Quantity per reel: 3,000pcs

### PIN CONFIGURATION



### FEATURES

- ✧ Transient protection for high-speed data lines  
IEC61000-4-2(ESD) ±20KV(Contact)  
±25KV(Air)
- IEC61000-4-4(EFT)40A(5/50ns)  
Cable Discharge Event(CDE)
- ✧ Package optimized for high-speed lines
- ✧ Ultra-small package(2.5mm\*1.0mm\*0.55mm)
- ✧ Protects four data lines
- ✧ Low capacitance: 0.2pF (I/O to I/O)
- ✧ Low leakage current
- ✧ Low clamping voltage
- ✧ Each I/O pin can withstand over 1000 ESD strikes for ±8KV contact discharge

### MACHANICAL DATA

- ✧ DFN2510 package
- ✧ Flammability Rating: UL 94V-0
- ✧ Terminal: Matte tin plated.
- ✧ High temperature soldering guaranteed:  
260°C/10s
- ✧ Packaging: Tape and Reel
- ✧ Reel size: 7 inch

### APPLICATIONS

- ✧ Serial ATA
- ✧ PCI Express
- ✧ MDDI Ports
- ✧ USB 2.0/3.0 Power and Data Line Protection
- ✧ Display Ports
- ✧ High Definition Multi-Media Interface (HDMI)
- ✧ Digital Visual Interface (DVI)

### CIRCUIT DIAGRAM



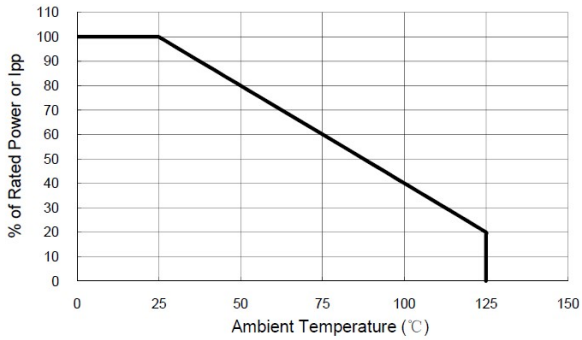
ABSOLUTE MAXIMUM RATING			
Symbol	Parameter	Value	Units
$P_{PP}$	Peak Pulse Power (8/20 $\mu$ s)	56	W
$V_{ESD}$	ESD per IEC 61000-4-2 (Air)	$\pm 25$	kV
	ESD per IEC 61000-4-2 (Contact)	$\pm 20$	
$T_{OPT}$	Operating Temperature	-55/+125	$^{\circ}$ C
$T_{STG}$	Storage Temperature	-55/+150	$^{\circ}$ C

ELECTRICAL CHARACTERISTICS ( $T_{amb}=25^{\circ}$ C)						
Symbol	Parameter	Test Condition	Min	Typ	Max	Units
$V_{RWM}$	Reverse Working Voltage	Any I/O pin to GND			3.3	V
$V_{BR}$	Reverse Breakdown Voltage	$I_T = 1mA$ Any I/O pin to GND	4.2			V
$I_R$	Reverse Leakage Current	$V_{RWM} = 3.3V$ Any I/O pin to GND			1.0	$\mu$ A
$V_C$	Clamping Voltage	$I_{PP} = 1A, t_p = 8/20\mu s$ Any I/O pin to GND			10	V
		$I_{PP} = 4A, t_p = 8/20\mu s$ Any I/O pin to GND			14	V
$C_{ESD}$	Parasitic Capacitance	$V_R = 0V, f = 1MHz$ Between I/O and GND		0.4	0.5	pF
$C_{ESD}$	Parasitic Capacitance	$V_R = 0V, f = 1MHz$ Between I/O and I/O		0.2	0.3	pF

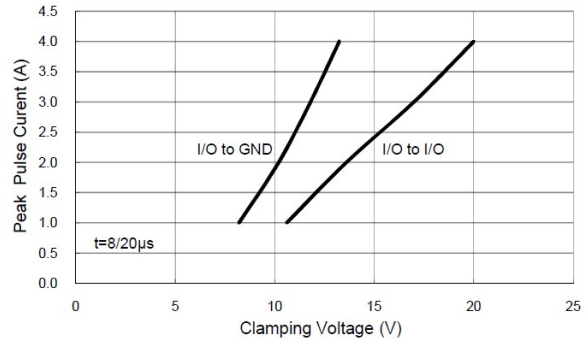
Note: I/O pins are pin 1,2,4,5, GND pins are pin 3,8.

## ELECTRICAL CHARACTERISTICS CURVE

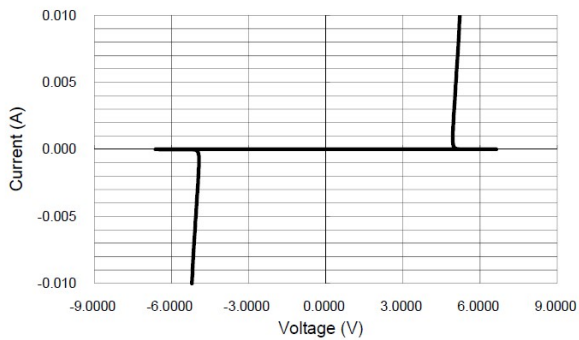
**Fig 1 Power Derating Curve**



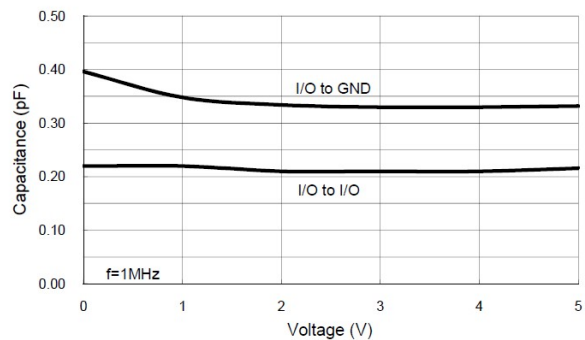
**Fig 2 Clamping Voltage vs Peak Pulse Current**



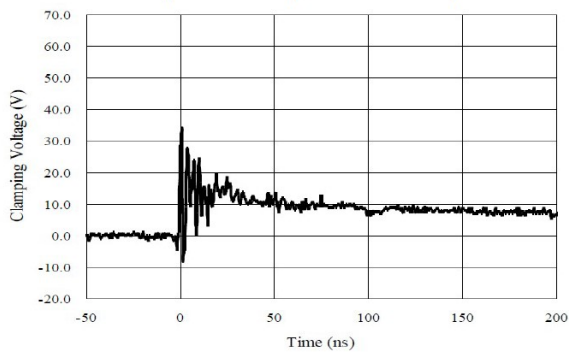
**Fig 3 Voltage Sweeping of I/O to I/O**



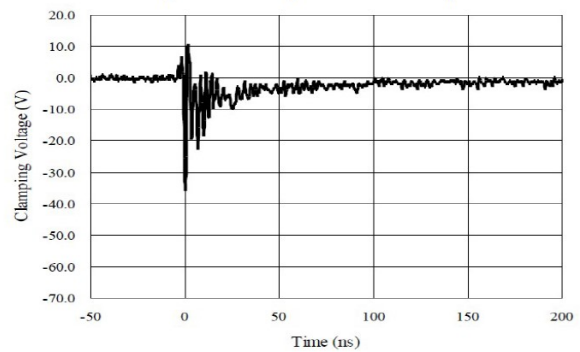
**Fig 4 Voltage vs Capacitance**



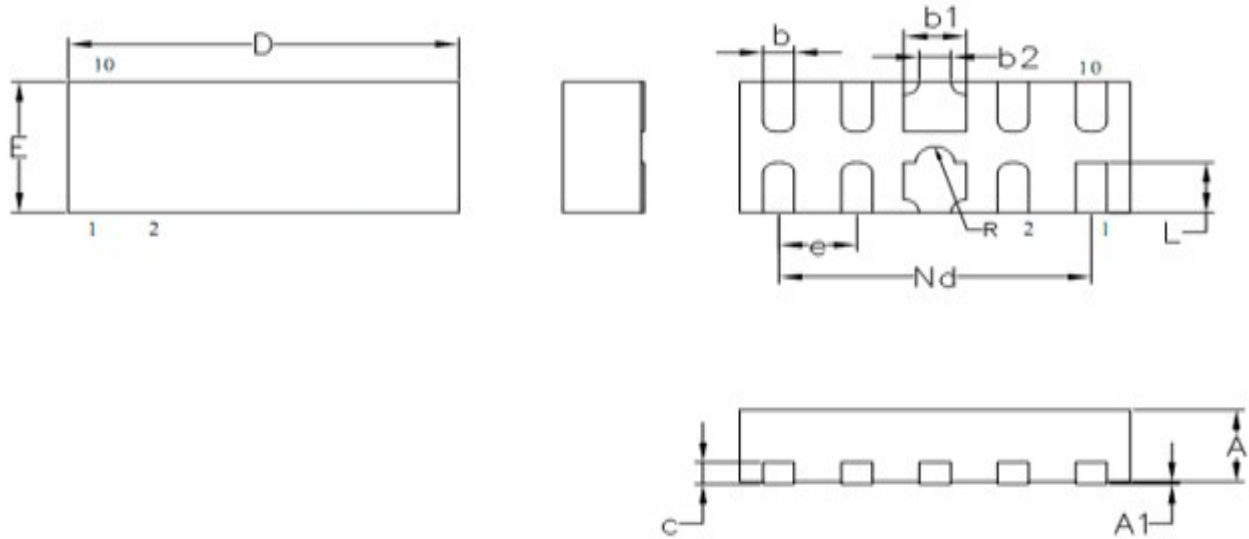
**Fig 5 ESD Clamping of I/O to GND (+8kV Contact per IEC 61000-4-2)**



**Fig 6 ESD Clamping of I/O to GND (-8kV Contact per IEC 61000-4-2)**



## DFN2510 PACKAGE OUTLINE DIMENSIONS



Symbol	Dimensions (mm)		
	Min.	Nom.	Max.
D	2.45	2.50	2.55
E	0.95	1.00	1.05
b1	0.35	0.40	0.45
b2	0.20REF		
b	0.15	0.20	0.25
L	0.33	0.38	0.43
Nd	2.00BSC		
e	0.50BSC		
R	0.10	0.125	0.15
A	0.45	0.50	0.55
c	0.15REF		
A1	0.00	-	0.05

## X-ON Electronics

Largest Supplier of Electrical and Electronic Components

*Click to view similar products for [ESD Suppressors / TVS Diodes](#) category:*

*Click to view products by [SLKORMICRO](#) manufacturer:*

Other Similar products are found below :

[60KS200C](#) [D18V0L1B2LP-7B](#) [D5V0F4U5P5-7](#) [NTE4902](#) [P4KE27CA](#) [P6KE11CA](#) [P6KE8.2A](#) [SA60CA](#) [SA64CA](#) [SMBJ12CATR](#)  
[SMBJ33CATR](#) [SMBJ6.5A](#) [SMBJ8.0A](#) [ESD101-B1-02ELS](#) [E6327](#) [ESD112-B1-02EL](#) [E6327](#) [ESD7451N2T5G](#) [19180-510](#) [CPDT-5V0USP-](#)  
[HF](#) [3.0SMCJ33CA-F](#) [3.0SMCJ36A-F](#) [HSPC16701B02TP](#) [JANTX1N6126A](#) [D3V3Q1B2DLP3-7](#) [D55V0M1B2WS-7](#) [SCM1293A-04SO](#)  
[ESD200-B1-CSP0201](#) [E6327](#) [SM12-7](#) [CEN955](#) [W/DATA](#) [VESD12A1A-HD1-GS08](#) [CPDQC5V0-HF](#) [D1213A-01LP4-7B](#) [ESD101-B1-02EL](#)  
[E6327](#) [AOZ8808DI-03](#) [5KP15A](#) [5KP48A](#) [5KP90A](#) [ESD3V3D7-TP](#) [15KPA36A-LF](#) [P4KE56CA](#) [P4KE68A](#) [P4KE91CATR](#) [P6KE120A](#)  
[P6KE13CA](#) [P6KE43CA](#) [P6KE6.8CA](#) [P6KE8.2](#) [P6SMBJ20CA](#) [JANTX1N6072A](#) [SR2835ESKG](#) [SA90CA](#)