

Ultra Low Capacitance ESD Protection Diode

DESCRIPTION

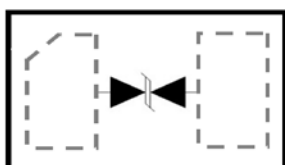
SLESDTU5V0A1 is a low-capacitance Transient Voltage Suppressor (TVS) designed to provide electrostatic discharge (ESD) protection for high-speed data interfaces. With typical capacitance of 0.25pF, SLESDTU5V0A1 is designed to protect parasitic-sensitive systems against over-voltage and over-current transient events. It complies with IEC 61000-4-2 (ESD), Level 4 ($\pm 15\text{kV}$ air, $\pm 8\text{kV}$ contact discharge), IEC 61000-4-4 (electrical fast transient - EFT) (40A, 5/50 ns), very fast charged device model (CDM) ESD and cable discharge event (CDE), etc.

SLESDTU5V0A1 uses ultra-small DFN1006. Each SLESDTU5V0A1 device can protect one high-speed data line. It offers system designers flexibility to protect single data line where space is a premium concern. The combined features of low capacitance, ultra-small size and high ESD robustness make SLESDTU5V0A1 ideal for high-speed data port and high-frequency line applications, such as cellular phones and HD visual devices.

ORDERING INFORMATION

- ✧ Device: SLESDTU5V0A1
- ✧ Package: DFN1006
- ✧ Marking: S
- ✧ Material: Halogen free
- ✧ Packing: Tape & Reel
- ✧ Quantity per reel: 10,000pcs

PIN CONFIGURATION



FEATURES

- ✧ Transient protection for high-speed data lines
 - IEC 61000-4-2 (ESD) $\pm 15\text{kV}$ (Air)
 - $\pm 8\text{kV}$ (Contact)
 - IEC 61000-4-4 (EFT) 40A (5/50 ns)
 - Cable Discharge Event (CDE)
- ✧ Package optimized for high-speed lines
- ✧ Ultra-small package (1.0mm×0.6mm×0.5mm)
- ✧ Protects one data, control line
- ✧ Low capacitance: 0.25pF (Typical)
- ✧ Low leakage current
- ✧ Low clamping voltage

MACHANICAL DATA

- ✧ DFN1006 package
- ✧ Flammability Rating: UL 94V-0
- ✧ Packaging: Tape and Reel
- ✧ High temperature soldering guaranteed: $260^{\circ}\text{C}/10\text{s}$
- ✧ Reel size: 7 inch

APPLICATIONS

- ✧ Serial ATA
- ✧ Desktops, Servers and Notebooks
- ✧ Cellular Phones
- ✧ MDDI Ports
- ✧ USB Data Line Protection
- ✧ Display Ports
- ✧ Digital Visual Interfaces (DVI)

CIRCUIT DIAGRAM



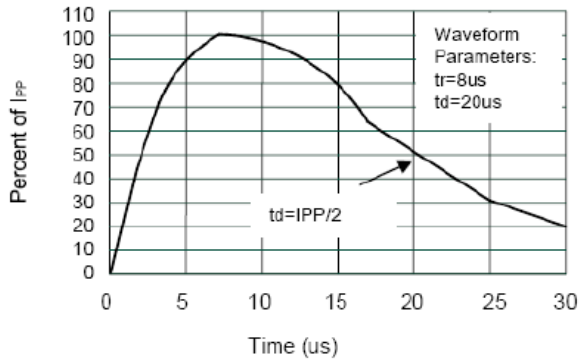
ABSOLUTE MAXIMUM RATING

Symbol	Parameter	Value	Units
V_{ESD}	ESD per IEC 61000-4-2 (Air) ESD per IEC 61000-4-2 (Contact)	± 20 ± 20	kV
P_{PP}	Peak Pulse Power (8/20 μ s)	88	W
T_{OPT}	Operating Temperature	-55~125	$^{\circ}$ C
T_{STG}	Storage Temperature	-55~150	$^{\circ}$ C

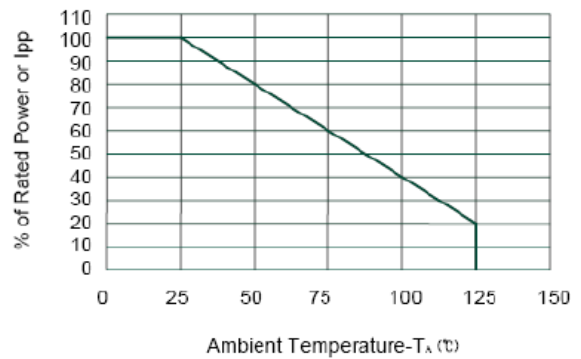
ELECTRICAL CHARACTERISTICS ($T_{amb}=25^{\circ}$ C)

Symbol	Parameter	Test Condition	Min	Typ	Max	Units
V_{RWM}	Reverse Working Voltage				5.0	V
V_{BR}	Reverse Breakdown Voltage	$I_T = 1mA$	6.0			V
I_R	Reverse Leakage Current	$V_{RWM} = 5V$			100	nA
V_C	Clamping Voltage	$I_{PP} = 1A, t_p = 8/20\mu s$			13	V
		$I_{PP} = 4A, t_p = 8/20\mu s$			22	V
C_J	Junction Capacitance	$V_R = 0V, f = 1MHz$		0.25	0.40	pF

ELECTRICAL CHARACTERISTICS CURVE

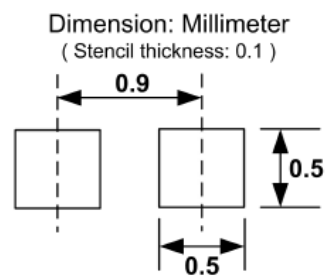
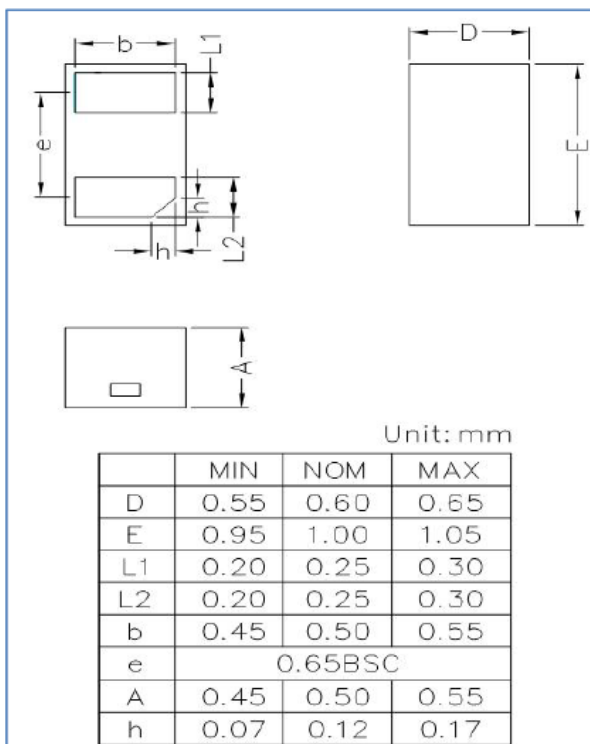


Pulse Waveform



Power Derating Curve

DFN1006 PACKAGE OUTLINE DIMENSIONS



Soldering Footprint

X-ON Electronics

Largest Supplier of Electrical and Electronic Components

Click to view similar products for [ESD Suppressors / TVS Diodes](#) category:

Click to view products by [SLKORMICRO](#) manufacturer:

Other Similar products are found below :

[60KS200C](#) [D18V0L1B2LP-7B](#) [D5V0F4U5P5-7](#) [NTE4902](#) [P4KE27CA](#) [P6KE11CA](#) [P6KE8.2A](#) [SA60CA](#) [SA64CA](#) [SMBJ12CATR](#)
[SMBJ33CATR](#) [SMBJ6.5A](#) [SMBJ8.0A](#) [ESD101-B1-02ELS](#) [E6327](#) [ESD112-B1-02EL](#) [E6327](#) [ESD7451N2T5G](#) [19180-510](#) [CPDT-5V0USP-](#)
[HF](#) [3.0SMCJ33CA-F](#) [3.0SMCJ36A-F](#) [HSPC16701B02TP](#) [JANTX1N6126A](#) [D3V3Q1B2DLP3-7](#) [D55V0M1B2WS-7](#) [SCM1293A-04SO](#)
[ESD200-B1-CSP0201](#) [E6327](#) [SM12-7](#) [CEN955 W/DATA](#) [VESD12A1A-HD1-GS08](#) [CPDQC5V0-HF](#) [D1213A-01LP4-7B](#) [ESD101-B1-02EL](#)
[E6327](#) [AOZ8808DI-03](#) [5KP15A](#) [5KP48A](#) [5KP90A](#) [ESD3V3D7-TP](#) [15KPA36A-LF](#) [P4KE56CA](#) [P4KE68A](#) [P4KE91CATR](#) [P6KE120A](#)
[P6KE13CA](#) [P6KE43CA](#) [P6KE6.8CA](#) [P6KE8.2](#) [P6SMBJ20CA](#) [JANTX1N6072A](#) [SR2835ESKG](#) [SA90CA](#)