


## SURFACE MOUNT TRANSIENT VOLTAGE SUPPRESSOR DIODE

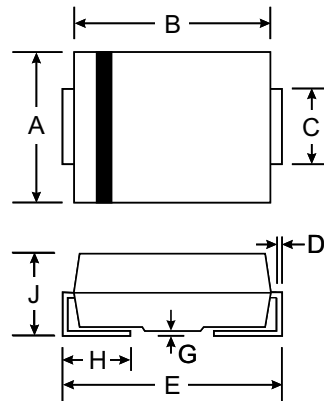
### Features

- Glass Passivated Die Construction
- Uni- and Bi-Directional Versions Available
- Excellent Clamping Capability
- Fast Response Time
- Plastic Material: UL Flammability Classification Rating 94V-0



### Mechanical Data

- Case: SMB/DO-214AA, Molded Plastic
- Terminals: Solder Plated, Solderable per MIL-STD-750, Method 2026
- Polarity: Cathode Band or Cathode Notch
- Marking: Type Number
- Weight: 0.093 grams (approx.)



| SMB(DO-214AA)        |      |      |
|----------------------|------|------|
| Dim                  | Min  | Max  |
| A                    | 3.30 | 3.94 |
| B                    | 4.06 | 4.70 |
| C                    | 1.91 | 2.21 |
| D                    | 0.15 | 0.31 |
| E                    | 5.00 | 5.59 |
| G                    | 0.10 | 0.20 |
| H                    | 0.76 | 1.52 |
| J                    | 2.00 | 2.62 |
| All Dimensions in mm |      |      |

### Maximum Ratings @ $T_A = 25^\circ\text{C}$ unless otherwise specified

| Characteristic   | Symbol         | Value   | Unit             |
|--|----------------|---|------------------|
| Peak Pulse Power Dissipation<br>(Non repetitive current pulse derated above $T_A = 25^\circ\text{C}$ )<br>(Note 1)     | $P_{PK}$       | 600   | W                |
| Peak Forward Surge Current, 8.3ms Single Half Sine Wave Superimposed on Rated Load (JEDEC Method)<br>(Notes 1, 2, & 3) | $I_{FSM}$      | 100   | A                |
| Instantaneous Forward Voltage @ $I_{PP} = 35\text{A}$<br>(Notes 1, 2, & 3)   | $V_F$          | $V_{BR} < 100\text{V}$<br>3.5<br>$V_{BR} \geq 100\text{V}$<br>5.0 | V<br>V           |
| Operating and Storage Temperature Range  | $T_j, T_{STG}$ | -55 to +150   | $^\circ\text{C}$ |

- Notes:
1. Valid provided that terminals are kept at ambient temperature.
  2. Measured with 8.3ms single half sine-wave. Duty cycle = 4 pulses per minute maximum.
  3. Unidirectional units only.



# SMBJ5.0 - SMBJ440CA

| TYPE     |           | Marking |      | Reverse Stand-Off Voltage | Breakdown Voltage Min. @I <sub>T</sub> | Breakdown Voltage Max. @ I <sub>T</sub> | Test Current        | Maximum Clamping Voltage @I <sub>PP</sub> | Peak Pulse Current  | Reverse Leakage @V <sub>RWM</sub> |
|----------|-----------|---------|------|---------------------------|--|---|---------------------|---|---------------------|-----------------------------------|
| (Uni)    | (Bi)      | (Uni)   | (Bi) | V <sub>RWM</sub> (V)      | V <sub>BR MIN</sub> (V)                | V <sub>BR MAX</sub> (V)                 | I <sub>T</sub> (mA) | V <sub>C</sub> (V)                        | I <sub>PP</sub> (A) | I <sub>R</sub> ( $\mu$ A)         |
| SMBJ5.0  | SMBJ5.0C  | KD      | AD   | 5.0                       | 6.40                                   | 7.55                                    | 10                  | 9.6                                       | 62.5                | 800.0                             |
| SMBJ5.0A | SMBJ5.0CA | KE      | AE   | 5.0                       | 6.40                                   | 7.25                                    | 10                  | 9.2                                       | 65.2                | 800.0                             |
| SMBJ6.0  | SMBJ6.0C  | KF      | AF   | 6.0                       | 6.67                                   | 8.45                                    | 10                  | 11.4                                      | 52.6                | 800.0                             |
| SMBJ6.0A | SMBJ6.0CA | KG      | AG   | 6.0                       | 6.67                                   | 7.67                                    | 10                  | 10.3                                      | 58.3                | 800.0                             |
| SMBJ6.5  | SMBJ6.5C  | KH      | AH   | 6.5                       | 7.22                                   | 9.14                                    | 10                  | 12.3                                      | 48.8                | 500.0                             |
| SMBJ6.5A | SMBJ6.5CA | KK      | AK   | 6.5                       | 7.22                                   | 8.30                                    | 10                  | 11.2                                      | 53.6                | 500.0                             |
| SMBJ7.0  | SMBJ7.0C  | KL      | AL   | 7.0                       | 7.78                                   | 9.86                                    | 10                  | 13.3                                      | 45.1                | 200.0                             |
| SMBJ7.0A | SMBJ7.0CA | KM      | AM   | 7.0                       | 7.78                                   | 8.95                                    | 10                  | 12.0                                      | 50.0                | 200.0                             |
| SMBJ7.5  | SMBJ7.5C  | KN      | AN   | 7.5                       | 8.33                                   | 10.67                                   | 1.0                 | 14.3                                      | 42.0                | 100.0                             |
| SMBJ7.5A | SMBJ7.5CA | KP      | AP   | 7.5                       | 8.33                                   | 9.58                                    | 1.0                 | 12.9                                      | 46.5                | 100.0                             |
| SMBJ8.0  | SMBJ8.0C  | KQ      | AQ   | 8.0                       | 8.89                                   | 11.3                                    | 1.0                 | 15.0                                      | 40.0                | 50.0                              |
| SMBJ8.0A | SMBJ8.0CA | KR      | AR   | 8.0                       | 8.89                                   | 10.23                                   | 1.0                 | 13.6                                      | 44.1                | 50.0                              |
| SMBJ8.5  | SMBJ8.5C  | KS      | AS   | 8.5                       | 9.44                                   | 11.92                                   | 1.0                 | 15.9                                      | 37.7                | 20.0                              |
| SMBJ8.5A | SMBJ8.5CA | KT      | AT   | 8.5                       | 9.44                                   | 10.82                                   | 1.0                 | 14.4                                      | 41.7                | 20.0                              |
| SMBJ9.0  | SMBJ9.0C  | KU      | AU   | 9.0                       | 10.0                                   | 12.6                                    | 1.0                 | 16.9                                      | 35.5                | 10.0                              |
| SMBJ9.0A | SMBJ9.0CA | KV      | AV   | 9.0                       | 10.0                                   | 11.5                                    | 1.0                 | 15.4                                      | 39.0                | 10.0                              |
| SMBJ10   | SMBJ10C   | KW      | AW   | 10                        | 11.1                                   | 14.1                                    | 1.0                 | 18.8                                      | 31.9                | 5.0                               |
| SMBJ10A  | SMBJ10CA  | KX      | AX   | 10                        | 11.1                                   | 12.8                                    | 1.0                 | 17.0                                      | 35.3                | 5.0                               |
| SMBJ11   | SMBJ11C   | KY      | AY   | 11                        | 12.2                                   | 15.4                                    | 1.0                 | 20.1                                      | 29.9                | 5.0                               |
| SMBJ11A  | SMBJ11CA  | KZ      | AZ   | 11                        | 12.2                                   | 14.0                                    | 1.0                 | 18.2                                      | 33.0                | 5.0                               |
| SMBJ12   | SMBJ12C   | LD      | BD   | 12                        | 13.3                                   | 16.9                                    | 1.0                 | 22.0                                      | 27.3                | 5.0                               |
| SMBJ12A  | SMBJ12CA  | LE      | BE   | 12                        | 13.3                                   | 15.3                                    | 1.0                 | 19.9                                      | 30.2                | 5.0                               |
| SMBJ13   | SMBJ13C   | LF      | BF   | 13                        | 14.4                                   | 18.2                                    | 1.0                 | 23.8                                      | 25.2                | 5.0                               |
| SMBJ13A  | SMBJ13CA  | LG      | BG   | 13                        | 14.4                                   | 16.5                                    | 1.0                 | 21.5                                      | 27.9                | 5.0                               |
| SMBJ14   | SMBJ14C   | LH      | BH   | 14                        | 15.6                                   | 19.8                                    | 1.0                 | 25.8                                      | 23.3                | 5.0                               |
| SMBJ14A  | SMBJ14CA  | LK      | BK   | 14                        | 15.6                                   | 17.9                                    | 1.0                 | 23.2                                      | 25.9                | 5.0                               |
| SMBJ15   | SMBJ15C   | LL      | BL   | 15                        | 16.7                                   | 21.1                                    | 1.0                 | 26.9                                      | 22.3                | 5.0                               |
| SMBJ15A  | SMBJ15CA  | LM      | BM   | 15                        | 16.7                                   | 19.2                                    | 1.0                 | 24.4                                      | 24.6                | 5.0                               |
| SMBJ16   | SMBJ16C   | LN      | BN   | 16                        | 17.8                                   | 22.6                                    | 1.0                 | 28.8                                      | 20.8                | 5.0                               |
| SMBJ16A  | SMBJ16CA  | LP      | BP   | 16                        | 17.8                                   | 20.5                                    | 1.0                 | 26.0                                      | 23.1                | 5.0                               |
| SMBJ17   | SMBJ17C   | LQ      | BQ   | 17                        | 18.9                                   | 23.9                                    | 1.0                 | 30.5                                      | 19.7                | 5.0                               |
| SMBJ17A  | SMBJ17CA  | LR      | BR   | 17                        | 18.9                                   | 21.7                                    | 1.0                 | 27.6                                      | 21.7                | 5.0                               |
| SMBJ18   | SMBJ18C   | LS      | BS   | 18                        | 20.0                                   | 25.3                                    | 1.0                 | 32.2                                      | 18.6                | 5.0                               |
| SMBJ18A  | SMBJ18CA  | LT      | BT   | 18                        | 20.0                                   | 23.3                                    | 1.0                 | 29.2                                      | 20.5                | 5.0                               |
| SMBJ20   | SMBJ20C   | LU      | BU   | 20                        | 22.2                                   | 28.1                                    | 1.0                 | 35.8                                      | 16.8                | 5.0                               |
| SMBJ20A  | SMBJ20CA  | LV      | BV   | 20                        | 22.2                                   | 25.5                                    | 1.0                 | 32.4                                      | 18.5                | 5.0                               |
| SMBJ22   | SMBJ22C   | LW      | BW   | 22                        | 24.4                                   | 30.9                                    | 1.0                 | 39.4                                      | 15.2                | 5.0                               |
| SMBJ22A  | SMBJ22CA  | LX      | BX   | 22                        | 24.4                                   | 28.0                                    | 1.0                 | 35.5                                      | 16.9                | 5.0                               |

**Note:**

- (1) V<sub>BR</sub> measured after I<sub>T</sub> applied for 300  $\mu$ s., I<sub>T</sub> = square wave pulse or equivalent.
- (2) Surge Current Waveform per Figure 5 and Derate per Figure 1
- (3) A Transient suppressor is normally selected according to the reverse " Stand-off Voltage " (V<sub>RWM</sub>) which should be equal to or greater then the D.C. or continuous peak operating voltage level.



# SMBJ5.0 - SMBJ440CA

| TYPE    |          | Marking |      | Reverse Stand-Off Voltage | Breakdown Voltage Min. @I <sub>T</sub> | Breakdown Voltage Max. @ I <sub>T</sub> | Test Current        | Maximum Clamping Voltage @I <sub>PP</sub> | Peak Pulse Current  | Reverse Leakage @V <sub>RWM</sub> |
|---------|----------|---------|------|---------------------------|--|---|---------------------|---|---------------------|-----------------------------------|
| (Uni)   | (Bi)     | (Uni)   | (Bi) | V <sub>RWM</sub> (V)      | V <sub>BR MIN</sub> (V)                | V <sub>BR MAX</sub> (V)                 | I <sub>T</sub> (mA) | V <sub>C</sub> (V)                        | I <sub>PP</sub> (A) | I <sub>R</sub> (μA)               |
| SMBJ24  | SMBJ24C  | LY      | BY   | 24                        | 26.7                                   | 33.8                                    | 1.0                 | 43.0                                      | 14.0                | 5.0                               |
| SMBJ24A | SMBJ24CA | LZ      | BZ   | 24                        | 26.7                                   | 30.7                                    | 1.0                 | 38.9                                      | 15.4                | 5.0                               |
| SMBJ26  | SMBJ26C  | MD      | CD   | 26                        | 28.9                                   | 36.6                                    | 1.0                 | 46.6                                      | 12.9                | 5.0                               |
| SMBJ26A | SMBJ26CA | ME      | CE   | 26                        | 28.9                                   | 33.2                                    | 1.0                 | 42.1                                      | 14.3                | 5.0                               |
| SMBJ28  | SMBJ28C  | MF      | CF   | 28                        | 31.1                                   | 39.4                                    | 1.0                 | 50.0                                      | 12.0                | 5.0                               |
| SMBJ28A | SMBJ28CA | MG      | CG   | 28                        | 31.1                                   | 35.8                                    | 1.0                 | 45.4                                      | 13.2                | 5.0                               |
| SMBJ30  | SMBJ30C  | MH      | CH   | 30                        | 33.3                                   | 42.2                                    | 1.0                 | 53.5                                      | 11.2                | 5.0                               |
| SMBJ30A | SMBJ30CA | MK      | CK   | 30                        | 33.3                                   | 38.3                                    | 1.0                 | 48.4                                      | 12.4                | 5.0                               |
| SMBJ33  | SMBJ33C  | ML      | CL   | 33                        | 36.7                                   | 46.5                                    | 1.0                 | 59.0                                      | 10.2                | 5.0                               |
| SMBJ33A | SMBJ33CA | MM      | CM   | 33                        | 36.7                                   | 42.2                                    | 1.0                 | 53.3                                      | 11.3                | 5.0                               |
| SMBJ36  | SMBJ36C  | MN      | CN   | 36                        | 40.0                                   | 50.7                                    | 1.0                 | 64.3                                      | 9.3                 | 5.0                               |
| SMBJ36A | SMBJ36CA | MP      | CP   | 36                        | 40.0                                   | 46.0                                    | 1.0                 | 58.1                                      | 10.3                | 5.0                               |
| SMBJ40  | SMBJ40C  | MQ      | CQ   | 40                        | 44.4                                   | 56.3                                    | 1.0                 | 71.4                                      | 8.4                 | 5.0                               |
| SMBJ40A | SMBJ40CA | MR      | CR   | 40                        | 44.4                                   | 51.1                                    | 1.0                 | 64.5                                      | 9.3                 | 5.0                               |
| SMBJ43  | SMBJ43C  | MS      | CS   | 43                        | 47.8                                   | 60.5                                    | 1.0                 | 76.7                                      | 7.8                 | 5.0                               |
| SMBJ43A | SMBJ43CA | MT      | CT   | 43                        | 47.8                                   | 54.9                                    | 1.0                 | 69.4                                      | 8.6                 | 5.0                               |
| SMBJ45  | SMBJ45C  | MU      | CU   | 45                        | 50.0                                   | 63.3                                    | 1.0                 | 80.3                                      | 7.5                 | 5.0                               |
| SMBJ45A | SMBJ45CA | MV      | CV   | 45                        | 50.0                                   | 57.5                                    | 1.0                 | 72.7                                      | 8.3                 | 5.0                               |
| SMBJ48  | SMBJ48C  | MW      | CW   | 48                        | 53.3                                   | 67.5                                    | 1.0                 | 85.5                                      | 7.0                 | 5.0                               |
| SMBJ48A | SMBJ48CA | MX      | CX   | 48                        | 53.3                                   | 61.3                                    | 1.0                 | 77.4                                      | 7.8                 | 5.0                               |
| SMBJ51  | SMBJ51C  | MY      | CY   | 51                        | 56.7                                   | 71.8                                    | 1.0                 | 91.1                                      | 6.6                 | 5.0                               |
| SMBJ51A | SMBJ51CA | MZ      | CZ   | 51                        | 56.7                                   | 65.2                                    | 1.0                 | 82.4                                      | 7.3                 | 5.0                               |
| SMBJ54  | SMBJ54C  | ND      | DD   | 54                        | 60.0                                   | 76.0                                    | 1.0                 | 96.3                                      | 6.2                 | 5.0                               |
| SMBJ54A | SMBJ54CA | NE      | DE   | 54                        | 60.0                                   | 69.0                                    | 1.0                 | 87.1                                      | 6.9                 | 5.0                               |
| SMBJ58  | SMBJ58C  | NF      | DF   | 58                        | 64.4                                   | 81.6                                    | 1.0                 | 103                                       | 5.8                 | 5.0                               |
| SMBJ58A | SMBJ58CA | NG      | DG   | 58                        | 64.4                                   | 74.1                                    | 1.0                 | 93.6                                      | 6.4                 | 5.0                               |
| SMBJ60  | SMBJ60C  | NH      | DH   | 60                        | 66.7                                   | 84.5                                    | 1.0                 | 107                                       | 5.6                 | 5.0                               |
| SMBJ60A | SMBJ60CA | NK      | DK   | 60                        | 66.7                                   | 76.7                                    | 1.0                 | 96.8                                      | 6.2                 | 5.0                               |
| SMBJ64  | SMBJ64C  | NL      | DL   | 64                        | 71.1                                   | 90.1                                    | 1.0                 | 114                                       | 5.3                 | 5.0                               |
| SMBJ64A | SMBJ64CA | NM      | DM   | 64                        | 71.1                                   | 81.8                                    | 1.0                 | 103                                       | 5.8                 | 5.0                               |
| SMBJ70  | SMBJ70C  | NN      | DN   | 70                        | 77.8                                   | 98.6                                    | 1.0                 | 125                                       | 4.8                 | 5.0                               |
| SMBJ70A | SMBJ70CA | NP      | DP   | 70                        | 77.8                                   | 89.5                                    | 1.0                 | 113                                       | 5.3                 | 5.0                               |
| SMBJ75  | SMBJ75C  | NQ      | DQ   | 75                        | 83.0                                   | 105.7                                   | 1.0                 | 134                                       | 4.5                 | 5.0                               |
| SMBJ75A | SMBJ75CA | NR      | DR   | 75                        | 83.0                                   | 95.8                                    | 1.0                 | 121                                       | 5.0                 | 5.0                               |
| SMBJ78  | SMBJ78C  | NS      | DS   | 78                        | 86.0                                   | 109.8                                   | 1.0                 | 139                                       | 4.3                 | 5.0                               |
| SMBJ78A | SMBJ78CA | NT      | DT   | 78                        | 86.0                                   | 99.7                                    | 1.0                 | 126                                       | 4.8                 | 5.0                               |
| SMBJ85  | SMBJ85C  | NU      | DU   | 85                        | 94.0                                   | 119.2                                   | 1.0                 | 151                                       | 4.0                 | 5.0                               |
| SMBJ85A | SMBJ85CA | NV      | DV   | 85                        | 94.0                                   | 108.2                                   | 1.0                 | 137                                       | 4.4                 | 5.0                               |

**Note:**

- (1) V<sub>BR</sub> measured after I<sub>T</sub> applied for 300 μs., I<sub>T</sub> = square wave pulse or equivalent.
- (2) Surge Current Waveform per Figure 5 and Derate per Figure 1
- (3) A Transient suppressor is normally selected according to the reverse " Stand-off Voltage " (V<sub>RWM</sub>) which should be equal to or greater then the D.C. or continuous peak operating voltage level.



# SMBJ5.0 - SMBJ440CA

| TYPE     |           | Marking |      | Reverse Stand-Off Voltage | Breakdown Voltage Min. @I <sub>T</sub> | Breakdown Voltage Max. @ I <sub>T</sub> | Test Current        | Maximum Clamping Voltage @I <sub>PP</sub> | Peak Pulse Current  | Reverse Leakage @V <sub>RWM</sub> |
|----------|-----------|---------|------|---------------------------|--|---|---------------------|---|---------------------|-----------------------------------|
| (Uni)    | (Bi)      | (Uni)   | (Bi) | V <sub>RWM</sub> (V)      | V <sub>BR</sub> MIN(V)                 | V <sub>BR</sub> MAX(V)                  | I <sub>T</sub> (mA) | V <sub>C</sub> (V)                        | I <sub>PP</sub> (A) | I <sub>R</sub> ( $\mu$ A)         |
| SMBJ90   | SMBJ90C   | NW      | DW   | 90                        | 100                                    | 126.5                                   | 1.0                 | 160                                       | 3.8                 | 5.0                               |
| SMBJ90A  | SMBJ90CA  | NX      | DX   | 90                        | 100                                    | 115.5                                   | 1.0                 | 146                                       | 4.1                 | 5.0                               |
| SMBJ100  | SMBJ100C  | NY      | DY   | 100                       | 111                                    | 141.0                                   | 1.0                 | 179                                       | 3.4                 | 5.0                               |
| SMBJ100A | SMBJ100CA | NZ      | DZ   | 100                       | 111                                    | 128.0                                   | 1.0                 | 162                                       | 3.7                 | 5.0                               |
| SMBJ110  | SMBJ110C  | PD      | ED   | 110                       | 122                                    | 154.5                                   | 1.0                 | 196                                       | 3.1                 | 5.0                               |
| SMBJ110A | SMBJ110CA | PE      | EE   | 110                       | 122                                    | 140.5                                   | 1.0                 | 177                                       | 3.4                 | 5.0                               |
| SMBJ120  | SMBJ120C  | PF      | EF   | 120                       | 133                                    | 169.0                                   | 1.0                 | 214                                       | 2.8                 | 5.0                               |
| SMBJ120A | SMBJ120CA | PG      | EG   | 120                       | 133                                    | 153.0                                   | 1.0                 | 193                                       | 3.1                 | 5.0                               |
| SMBJ130  | SMBJ130C  | PH      | EH   | 130                       | 144                                    | 182.5                                   | 1.0                 | 231                                       | 2.6                 | 5.0                               |
| SMBJ130A | SMBJ130CA | PK      | EK   | 130                       | 144                                    | 165.5                                   | 1.0                 | 209                                       | 2.9                 | 5.0                               |
| SMBJ150  | SMBJ150C  | PL      | EL   | 150                       | 167                                    | 211.5                                   | 1.0                 | 268                                       | 2.2                 | 5.0                               |
| SMBJ150A | SMBJ150CA | PM      | EM   | 150                       | 167                                    | 192.5                                   | 1.0                 | 243                                       | 2.5                 | 5.0                               |
| SMBJ160  | SMBJ160C  | PN      | EN   | 160                       | 178                                    | 226.0                                   | 1.0                 | 287                                       | 2.1                 | 5.0                               |
| SMBJ160A | SMBJ160CA | PP      | EP   | 160                       | 178                                    | 205.0                                   | 1.0                 | 259                                       | 2.3                 | 5.0                               |
| SMBJ170  | SMBJ170C  | PQ      | EQ   | 170                       | 189                                    | 239.5                                   | 1.0                 | 304                                       | 2.0                 | 5.0                               |
| SMBJ170A | SMBJ170CA | PR      | ER   | 170                       | 189                                    | 217.5                                   | 1.0                 | 275                                       | 2.2                 | 5.0                               |
| SMBJ180  | SMBJ180C  | PS      | ES   | 180                       | 200                                    | 253.8                                   | 1.0                 | 321                                       | 1.9                 | 5.0                               |
| SMBJ180A | SMBJ180CA | PT      | ET   | 180                       | 200                                    | 230.4                                   | 1.0                 | 290                                       | 2.1                 | 5.0                               |
| SMBJ190  | SMBJ190C  | PU      | EU   | 190                       | 211                                    | 267.9                                   | 1.0                 | 339                                       | 1.8                 | 5.0                               |
| SMBJ190A | SMBJ190CA | PV      | EV   | 190                       | 211                                    | 243.2                                   | 1.0                 | 306                                       | 2.0                 | 5.0                               |
| SMBJ200  | SMBJ200C  | PW      | EW   | 200                       | 222                                    | 282.0                                   | 1.0                 | 356                                       | 1.7                 | 5.0                               |
| SMBJ200A | SMBJ200CA | PX      | EX   | 200                       | 222                                    | 256.0                                   | 1.0                 | 322                                       | 1.9                 | 5.0                               |
| SMBJ210  | SMBJ210C  | PY      | EY   | 210                       | 233                                    | 296.1                                   | 1.0                 | 375                                       | 1.6                 | 5.0                               |
| SMBJ210A | SMBJ210CA | PZ      | EZ   | 210                       | 233                                    | 268.8                                   | 1.0                 | 339                                       | 1.8                 | 5.0                               |
| SMBJ220  | SMBJ220C  | QD      | FD   | 220                       | 244                                    | 310.2                                   | 1.0                 | 392                                       | 1.5                 | 5.0                               |
| SMBJ220A | SMBJ220CA | QE      | FE   | 220                       | 244                                    | 281.6                                   | 1.0                 | 355                                       | 1.7                 | 5.0                               |
| SMBJ250  | SMBJ250C  | QF      | FF   | 250                       | 278                                    | 342.5                                   | 1.0                 | 447                                       | 1.3                 | 5.0                               |
| SMBJ250A | SMBJ250CA | QG      | FG   | 250                       | 278                                    | 309.0                                   | 1.0                 | 403                                       | 1.5                 | 5.0                               |
| SMBJ300  | SMBJ300C  | QH      | FH   | 300                       | 333                                    | 411.0                                   | 1.0                 | 535                                       | 1.1                 | 5.0                               |
| SMBJ300A | SMBJ300CA | QK      | FK   | 300                       | 333                                    | 371.0                                   | 1.0                 | 484                                       | 1.2                 | 5.0                               |
| SMBJ350  | SMBJ350C  | QL      | FL   | 350                       | 389                                    | 479.5                                   | 1.0                 | 624                                       | 1.0                 | 5.0                               |
| SMBJ350A | SMBJ350CA | QM      | FM   | 350                       | 389                                    | 432.0                                   | 1.0                 | 565                                       | 1.1                 | 5.0                               |
| SMBJ400  | SMBJ400C  | QN      | FN   | 400                       | 444                                    | 548.0                                   | 1.0                 | 687                                       | 0.9                 | 5.0                               |
| SMBJ400A | SMBJ400CA | QP      | FP   | 400                       | 444                                    | 494.0                                   | 1.0                 | 645                                       | 0.9                 | 5.0                               |
| SMBJ440  | SMBJ440C  | QQ      | FQ   | 440                       | 489                                    | 602.8                                   | 1.0                 | 786                                       | 0.8                 | 5.0                               |
| SMBJ440A | SMBJ440CA | QR      | FR   | 440                       | 489                                    | 543.0                                   | 1.0                 | 710                                       | 0.8                 | 5.0                               |

## Ratings and Characteristic Curves $T_A = 25^\circ\text{C}$ unless otherwise noted

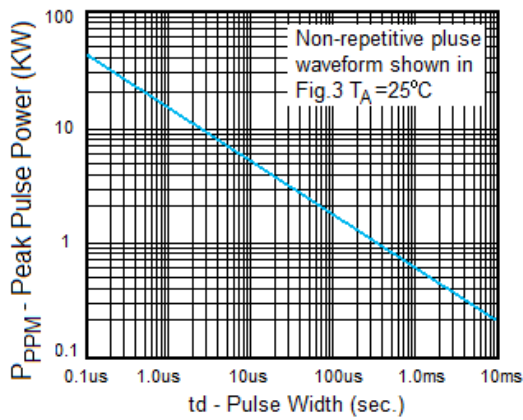


Fig. 1 Peak Pulse Power Rating

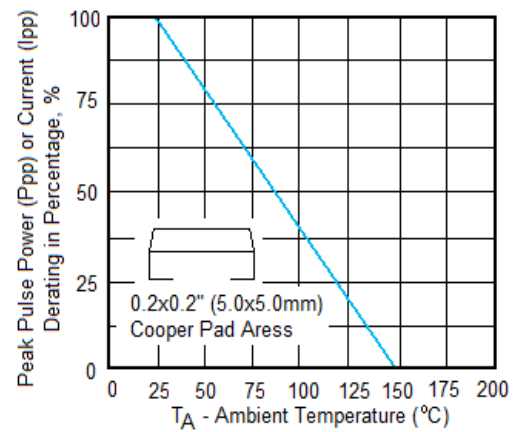


Fig. 2 Pulse Derating Curve

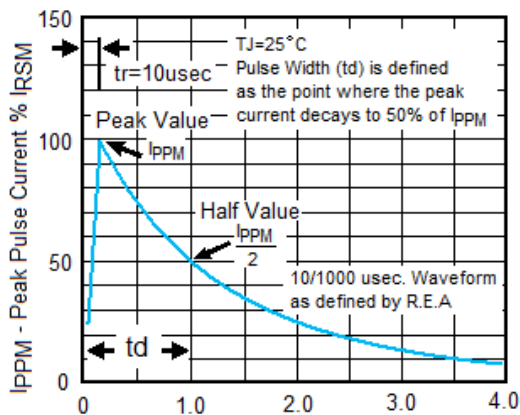


Fig. 3 Pulse Waveform

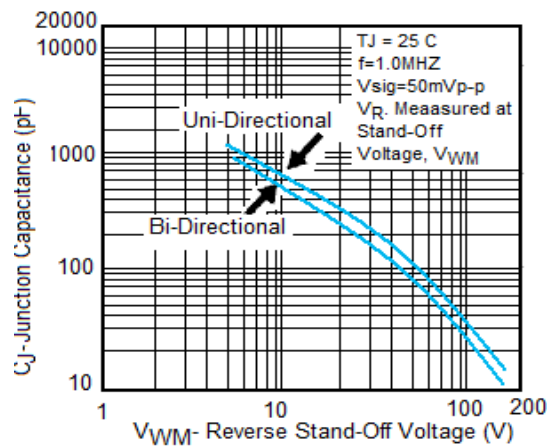


Fig. 4- Typical Junction Capacitance

## X-ON Electronics

Largest Supplier of Electrical and Electronic Components

*Click to view similar products for [ESD Suppressors / TVS Diodes](#) category:*

*Click to view products by [SLKORMICRO](#) manufacturer:*

Other Similar products are found below :

[NTE4902](#) [P4SMAJ15A](#) [P4SMAJ26A](#) [SMAJ400CA-TP](#) [TGL34-47CA](#) [ESDAULC45-1BF4](#) [SM1605E3/TR13](#) [SMF20A-TP](#) [P4SMAJ12A](#)  
[CPDUR24V-HF](#) [CPDQC5V0USP-HF](#) [CPDQC5V0-HF](#) [MPLAD30KP280A](#) [MPLAD30KP45CAE3](#) [MMBZ27VCLQ-7-F](#) [MMAD1108/TR13](#)  
[MPLAD30KP24A](#) [MPLAD30KP30CAE3](#) [ACPDQC5V0R-HF](#) [DFLT170A-7](#) [NTE4900](#) [NTE4926](#) [NTE4938](#) [JANTX1N6144A](#)  
[JANTX1N6057A](#) [SMF22A-TP](#) [SMF12A-TP](#) [SLVU2.8-TP](#) [SMLJ6.5CA-TP](#) [SMAJ6.5CA-TP](#) [MMAD1108E3/TR13](#) [JANTX1N6160A](#)  
[D5V0M1U2LP3-7](#) [SMAJ400A-TP](#) [AOZ8811DT-03](#) [AOZ8831DI-05](#) [AOZ8831DT-03](#) [SMAJ188CA](#) [3SMC33CA BK](#) [CPDQC3V3C-HF](#)  
[CPDQC12VE-HF](#) [GRPADATAJANTX1N6041A](#) [MPLAD30KP170CA](#) [82357120100](#) [5.0SMLJ15CA-TP](#) [5KP18A-TP](#) [P6KE8.2A-TP](#)  
[MPLAD30KP43CAE3](#) [SMAJ43A-TP](#) [D26V0H1U2LP16-7](#)