

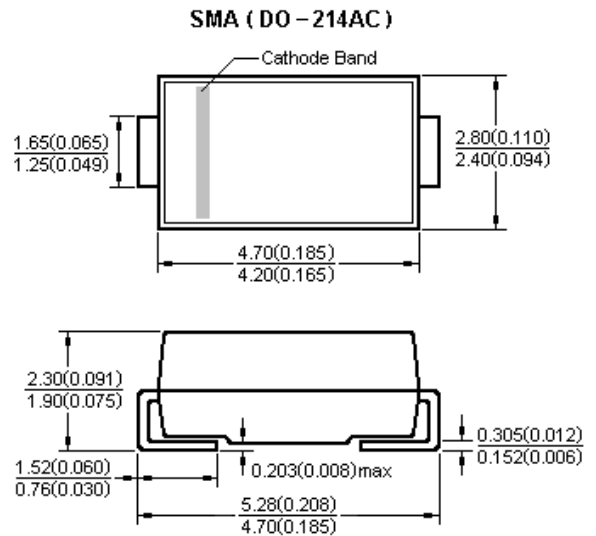
Surface Mount Schottky Rectifiers

Features

- Low profile package
- Ideal for automated placement
- Ultrafast reverse recovery time
- Low power losses, high efficiency
- Low forward voltage drop
- High surge capability
- High temperature soldering:
260°C/10 seconds at terminals

Mechanical Date

- **Case:** JEDEC DO-214AC molded plastic body over glass passivated chip
- **Terminals:** Solder plated, solderable per J-STD-002B and JESD22-B102D



Dimensions in millimeters and (inches)

Major Ratings and Characteristics

$I_{F(AV)}$	1.0A
V_{RRM}	20 V to 100 V
I_{FSM}	40A
V_F	0.50V, 0.55V, 0.70V, 0.85V
$T_j \text{ max.}$	125 °C

Maximum Ratings & Thermal Characteristics

($T_A = 25\text{ °C}$ unless otherwise noted)

Items	Symbol	SS12	SS13	SS14	SS15	SS16	SS18	SS110	UNIT
Maximum repetitive peak reverse voltage	V_{RRM}	20	30	40	50	60	80	100	V
Maximum RMS voltage	V_{RMS}	14	21	28	35	42	56	70	V
Maximum DC blocking voltage	V_{DC}	20	30	40	50	60	80	100	V
Maximum average forward rectified current	$I_{F(AV)}$	1.0							A
Peak forward surge current 8.3 ms single half sine-wave superimposed on rated load	I_{FSM}	40							A
Voltage rate of change (rated V_R)	dv/dt	10000							V/ μ s
Thermal resistance from junction to lead ⁽¹⁾	$R_{\theta JL}$	35							°C/W
Operating junction and storage temperature range	T_J, T_{STG}	-65 to +125							°C

Note 1: Mounted on P.C.B. with 0.2 x 0.2" (5.0 x 5.0mm) copper pad areas.

Electrical Characteristics ($T_A = 25\text{ °C}$ unless otherwise noted)

Items	Test conditions	Symbol	SS12	SS13~14	SS15~16	SS18~110	UNIT	
Instantaneous forward voltage	$I_F = 1.0A^{(2)}$	V_F	0.50	0.55	0.70	0.85	V	
Reverse current	$V_R = V_{DC}$	I_R	$T_A = 25\text{ °C}$				0.5	mA
			$T_A = 100\text{ °C}$				5	

Note 2: Pulse test: 300 μ s pulse width, 1% duty cycle.

Characteristic Curves ($T_A=25\text{ }^\circ\text{C}$ unless otherwise noted)

Fig.1 Forward Current Derating Curve

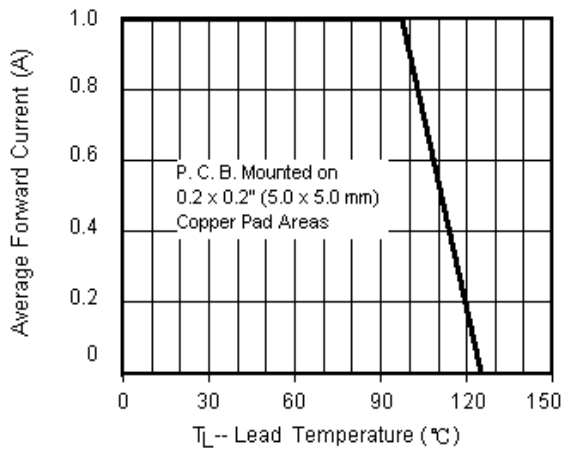


Fig.2 Maximum Non-Repetitive Peak Forward Surge Current

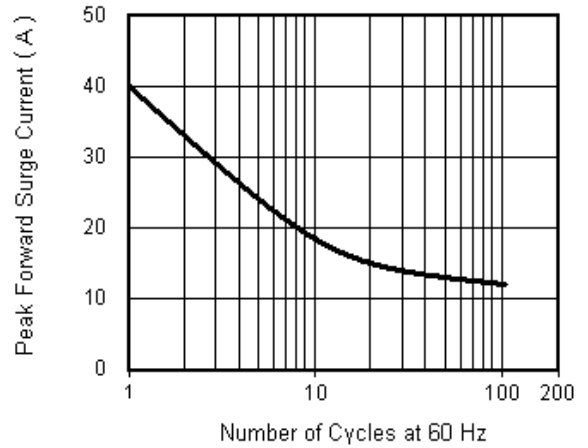


Fig.3 Typical Instantaneous Forward Characteristics

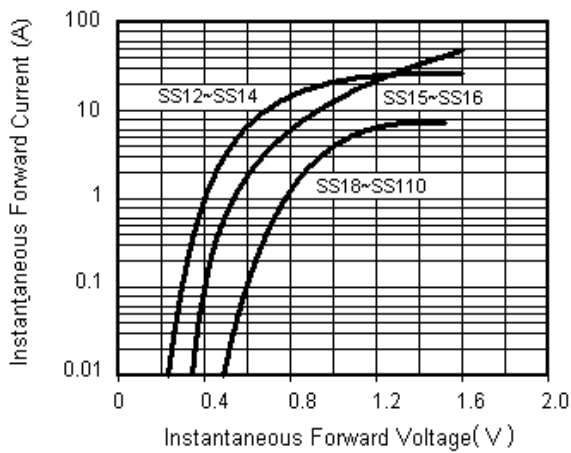
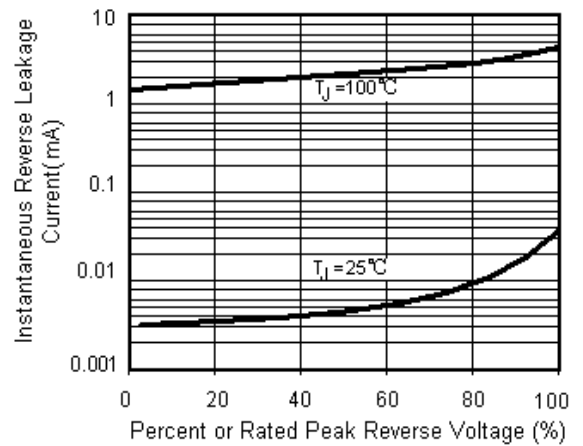


Fig.4 Typical Reverse Leakage Characteristics



X-ON Electronics

Largest Supplier of Electrical and Electronic Components

Click to view similar products for [Schottky Diodes & Rectifiers](#) category:

Click to view products by [SLKORMICRO](#) manufacturer:

Other Similar products are found below :

[CUS06\(TE85L,Q,M\)](#) [MA4E2039](#) [D1FH3-5063](#) [MBR0530L-TP](#) [MBR10100CT-BP](#) [MBR30H100MFST1G](#) [MMBD301M3T5G](#) [PMAD1103-LF](#) [PMAD1108-LF](#) [RB160M-50TR](#) [RB520S-30](#) [RB551V-30](#) [DD350N18K](#) [DZ435N40K](#) [DZ600N16K](#) [BAS16E6433HTMA1](#) [BAS 3010S-02LRH E6327](#) [BAT 54-02LRH E6327](#) [IDL02G65C5XUMA1](#) [NSR05F40QNXT5G](#) [NSVR05F40NXT5G](#) [JANS1N6640](#) [SB07-03C-TB-H](#) [SB1003M3-TL-W](#) [SBAT54CWT1G](#) [SBM30-03-TR-E](#) [SBS818-TL-E](#) [SK32A-LTP](#) [SK33A-TP](#) [SK34A-TP](#) [SK34B-TP](#) [SMD1200PL-TP](#) [ACDBN160-HF](#) [SS3003CH-TL-E](#) [STPS30S45CW](#) [PDS3100Q-7](#) [GA01SHT18](#) [CRS10I30A\(TE85L,QM\)](#) [MBR1240MFST1G](#) [MBRB30H30CT-1G](#) [BAS28E6433HTMA1](#) [BAS 70-02L E6327](#) [HSB123JTR-E](#) [JANTX1N5712-1](#) [VS-STPS40L45CW-N3](#) [DD350N12K](#) [SB007-03C-TB-E](#) [SB10015M-TL-E](#) [SB1003M3-TL-E](#) [SK110-LTP](#)