


## SURFACE MOUNT SCHOTTKY BARRIER DIODES

**VOLTAGE RANGE: 20 - 100V**

**CURRENT: 5.0 A**

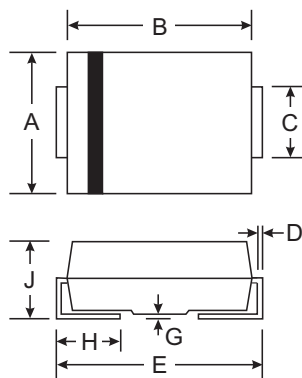
### Features

- Schottky Barrier Chip
- Ideally Suited for Automatic Assembly
- Low Power Loss, High Efficiency
- For Use in Low Voltage Application
- Guard Ring Die Construction



### Mechanical Data

- Case: SMC/DO-214AB, Molded Plastic
- Terminals: Solder Plated, Solderable per MIL-STD-750, Method 2026
- Polarity: Cathode Band or Cathode Notch
- Marking: Type Number
- Weight: 0.21 grams (approx.)



SMC/DO-214AB		
Dim	Min	Max
A	5.59	6.22
B	6.60	7.11
C	2.75	3.18
D	0.15	0.31
E	7.75	8.13
G	0.10	0.20
H	0.76	1.52
J	2.00	2.62
All Dimensions in mm		

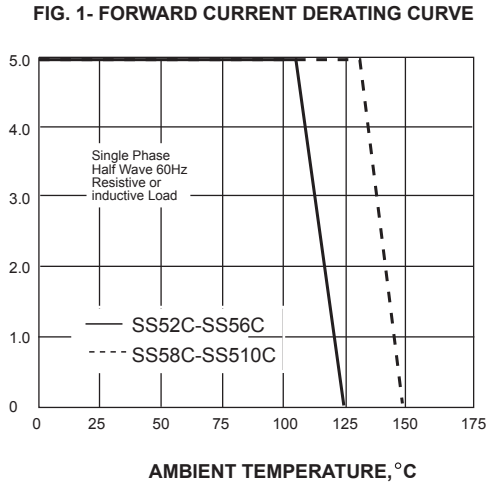
### Maximum Ratings and Electrical Characteristics T<sub>A</sub> = 25°C unless otherwise specified

Single phase, half wave, 60Hz, resistive or inductive load. For capacitive load, derate current by 20%.

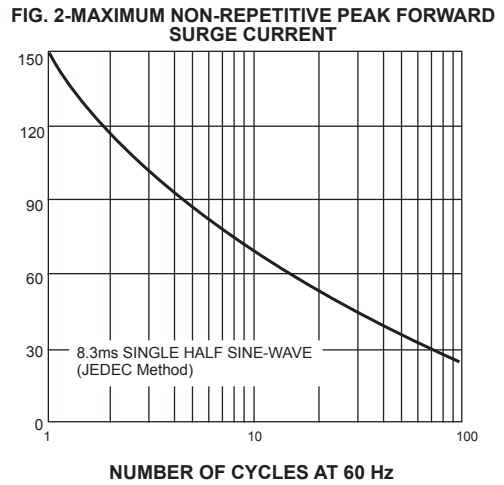
Characteristic	Symbol	SS52C	SS53C	SS54C	SS55C	SS56C	SS58C	SS510C	Unit	
Maximum repetitive peak reverse voltage	V <sub>RRM</sub>	20	30	40	50	60	80	100	V	
Maximum RMS voltage	V <sub>RMS</sub>	14	21	28	35	42	56	70	V	
Maximum DC blocking voltage	V <sub>DC</sub>	20	30	40	50	60	80	100	V	
Maximum average forward rectified current at T <sub>L</sub> (see fig.1)	I <sub>(AV)</sub>	5.0							A	
Peak forward surge current 8.3ms single half sine-wave superimposed on rated load (JEDEC Method)	I <sub>FSM</sub>	150.0							A	
Maximum instantaneous forward voltage at 5.0A	V <sub>F</sub>	0.55		0.70		0.85			V	
Maximum DC reverse current at rated DC blocking voltage	I <sub>R</sub>	0.5							mA	
		20					10			
Typical junction capacitance (NOTE 1)	C <sub>J</sub>	200							pF	
Typical thermal resistance (NOTE 2)	R <sub>θJA</sub>	50.0							°C/W	
Operating junction temperature range	T <sub>J</sub>	-65 to +125					-65 to +150			°C
Storage temperature range	T <sub>STG</sub>	-65 to +150							°C	

**Note:** 1. Measured at 1MHz and applied reverse voltage of 4.0V D.C.  
2. P.C.B. mounted with 0.2x0.2" (5.0x5.0mm) copper pad areas

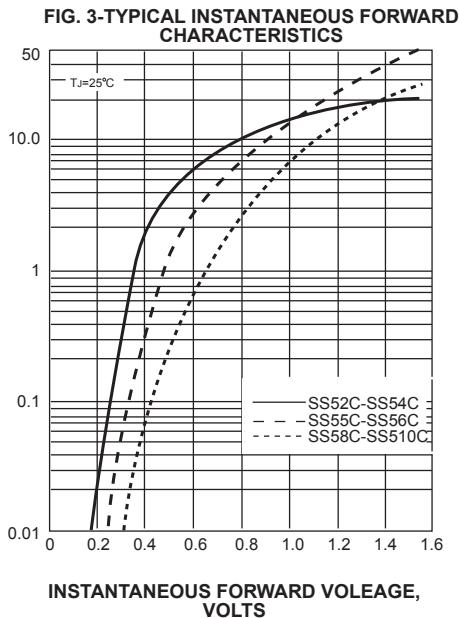
AVERAGE FORWARD RECTIFIED CURRENT, AMPERES



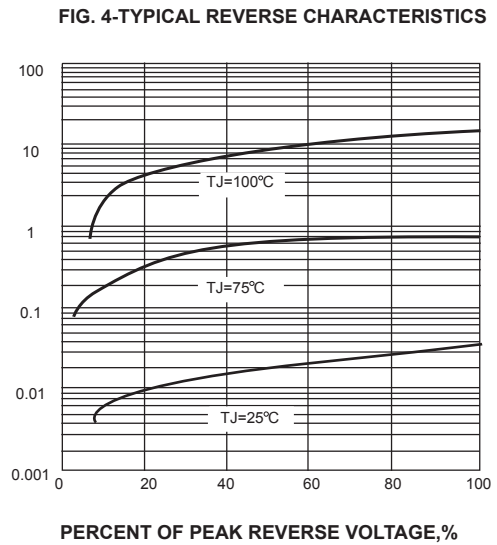
PEAK FORWARD SURGE CURRENT, AMPERES



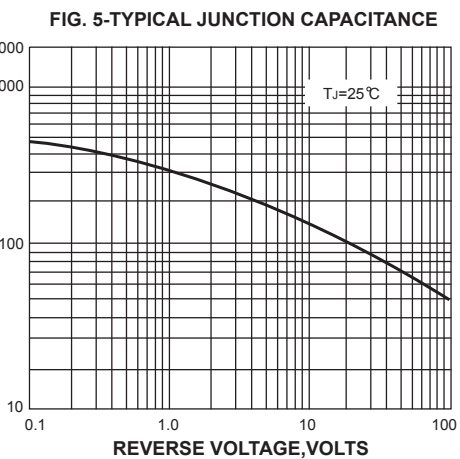
INSTANTANEOUS FORWARD CURRENT, AMPERES



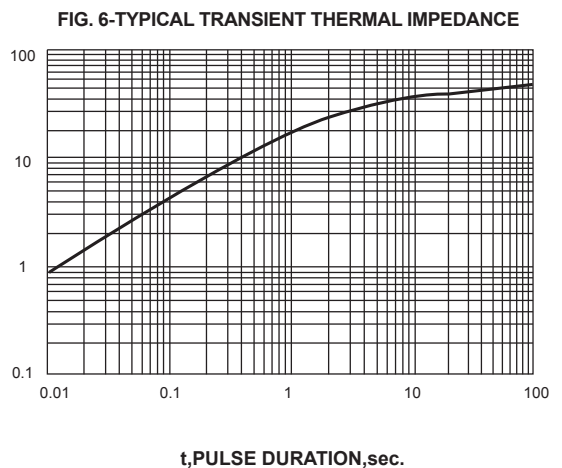
INSTANTANEOUS REVERSE CURRENT, MILLIAMPERES



JUNCTION CAPACITANCE, pF



TRANSIENT THERMAL IMPEDANCE, °C/W



## X-ON Electronics

Largest Supplier of Electrical and Electronic Components

*Click to view similar products for [Schottky Diodes & Rectifiers](#) category:*

*Click to view products by [SLKORMICRO](#) manufacturer:*

Other Similar products are found below :

[MA4E2039](#) [MA4E2508M-1112](#) [MBR10100CT-BP](#) [MBR1545CT](#) [MMBD301M3T5G](#) [GS1JE-TP](#) [RB160M-50TR](#) [BAS16E6433HTMA1](#)  
[BAS 3010S-02LRH E6327](#) [BAT 54-02LRH E6327](#) [NSR05F40QNXT5G](#) [NSVR05F40NXT5G](#) [NTE555](#) [JANS1N6640](#) [SB07-03C-TB-H](#)  
[SBS818-TL-E](#) [SK310-T](#) [SK33A-TP](#) [SK34B-TP](#) [SS3003CH-TL-E](#) [PDS3100Q-7](#) [GA01SHT18](#) [CRS10I30A\(TE85L,QM](#) [MA4E2501L-1290](#)  
[MBRB30H30CT-1G](#) [DMJ3940-000](#) [SB007-03C-TB-E](#) [SK32A-TP](#) [SK33B-TP](#) [SK35A-TP](#) [SK38B-LTP](#) [SK38B-TP](#) [NRVBM120LT1G](#)  
[NTE505](#) [NTSB30U100CT-1G](#) [SS0503SH-TL-E](#) [VS-6CWQ10FNHM3](#) [CRG04\(T5L,TEMQ\)](#) [ACDBA1100LR-HF](#) [ACDBA1200-HF](#)  
[ACDBA2100-HF](#) [ACDBA240-HF](#) [ACDBA3100-HF](#) [CDBQC0530L-HF](#) [ACDBA260LR-HF](#) [ACDBA1100-HF](#) [MA4E2502L-1246](#)  
[10BQ060-M3/5BT](#) [NRVB130LSFT1G](#) [CRS08TE85LQM](#)