


1. Features

- Capacitance: 15pF(typ.)
- Reverse Working Voltage: 5V
- IEC 61000-4-2 (ESD Air): $\pm 25\text{KV}$
IEC 61000-4-2 (ESD Contact): $\pm 25\text{KV}$
IEC 61000-4-5 (Lightning 8/20 μs): 5A

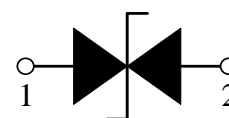
2. Pin Description



3. Applications

- Smart Phone and Tablet PC
- TV and Set Top Box
- Wearable Devices
- PDA

4. Schematic Diagram



5. Order Information

Type	Package	Size (mm)	Delivery Form	Delivery Quantity
WE05DF-BS	DFN1006	1.00x0.60x0.37	7" T&R	10,000

6. Limiting Values($T_A = 25\text{ }^\circ\text{C}$, unless otherwise specified)

Symbol	Parameter	Conditions	Min	Max	Unit
V_{ESD}	Electrostatic Discharge Voltage	IEC 61000-4-2; Contact Discharge	-	± 25	kV
		IEC 61000-4-2; Air Discharge	-	± 25	kV
P_{PP}	Peak Pulse Power	$t_p = 8/20\ \mu\text{s}$	-	60	W
I_{PPM}	Rated Peak Pulse Current	$t_p = 8/20\ \mu\text{s}$	-	5	A
T_A	Ambient Temperature Range	-	-55	125	$^\circ\text{C}$
T_{stg}	Storage Temperature Range	-	-55	150	$^\circ\text{C}$

7. Electrical Characteristics($T_A = 25\text{ }^\circ\text{C}$, unless otherwise specified)

Symbol	Parameter	Conditions	Min	Typ.	Max	Unit
V_{RWM}	Reverse Working Voltage	$T_A = 25\text{ }^\circ\text{C}$	-	-	5.0	V
V_{BR}	Breakdown Voltage	$I_R = 1\text{ mA}$; $T_A = 25\text{ }^\circ\text{C}$	5.6	6.5	8.4	V
I_R	Reverse Leakage Current	$V_{\text{RWM}} = 5\text{ V}$; $T_A = 25\text{ }^\circ\text{C}$	-	-	0.1	μA
V_C	Clamping Voltage	$I_{\text{PP}} = 1\text{ A}$, $t_p = 8/20\ \mu\text{s}$	-	-	10	V
		$I_{\text{PP}} = 5\text{ A}$, $t_p = 8/20\ \mu\text{s}$	-	-	12	V
C_J	Junction Capacitance	$V_R = 0\text{ V}$, $f = 1\text{ MHz}$	-	15	18	pF

8. Typical Characteristics

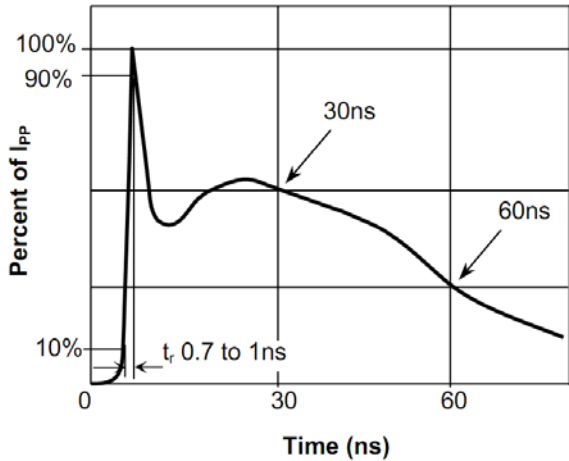


Fig.1 Pulse Waveform-ESD(IEC61000-4-2)

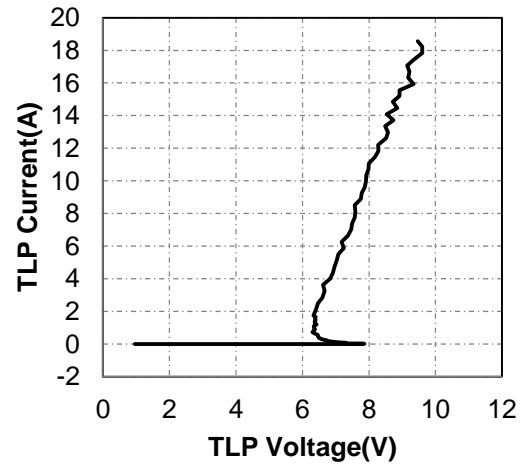


Fig.2 Transmission Line Pulse (TLP)

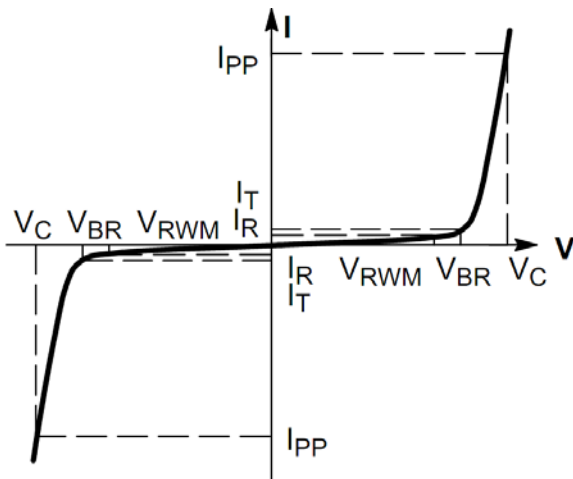


Fig.3 V-I Characteristics for Bidirectional Diode

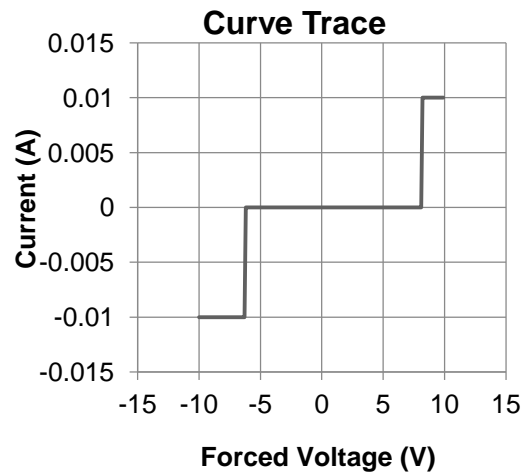


Fig.4 IV Curve

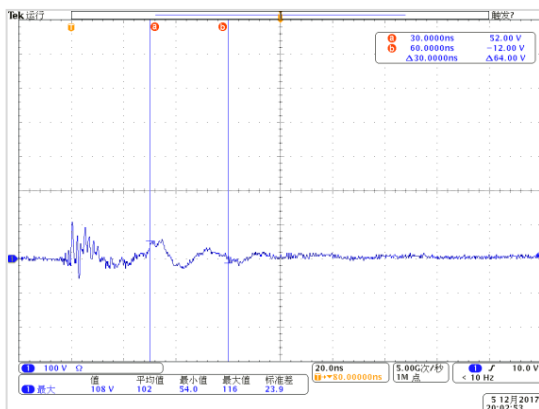


Fig.5 Clamping Voltage at IEC61000-4-2
+8kV Pulse Waveform

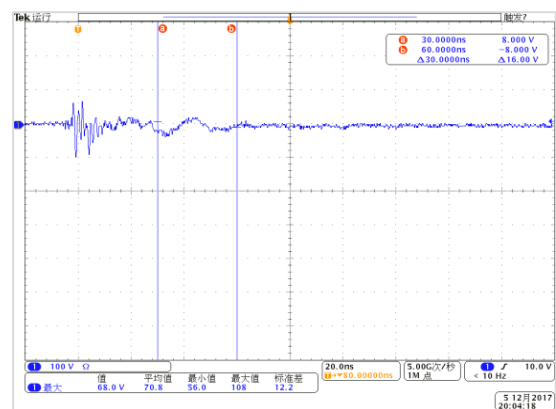
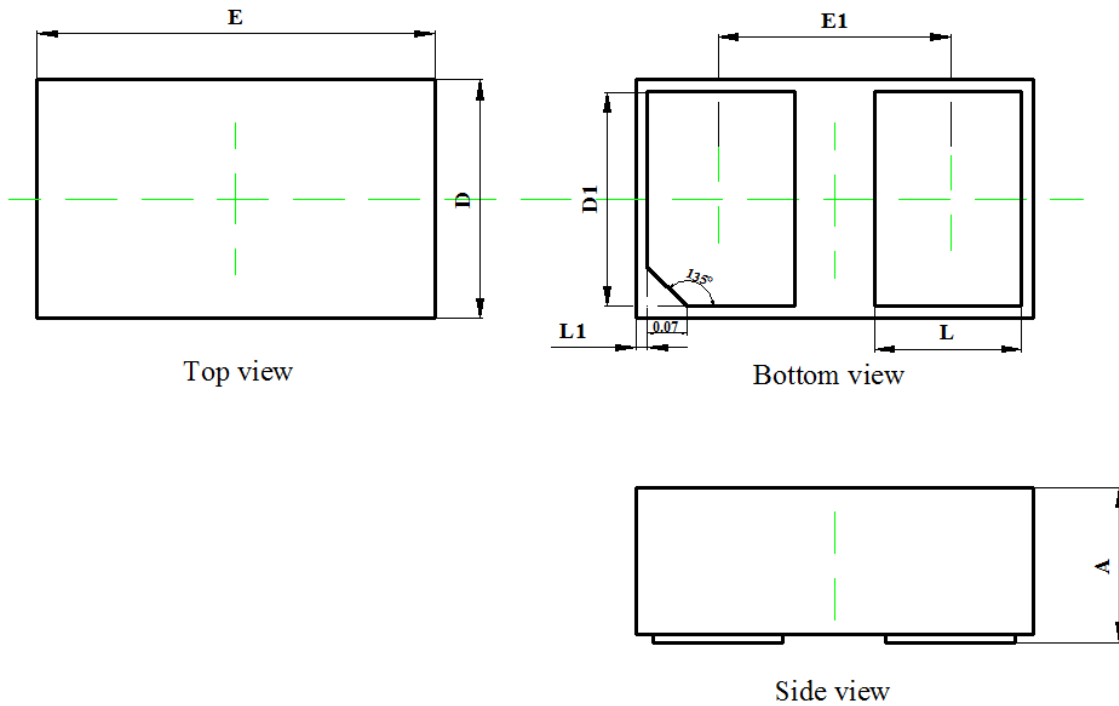
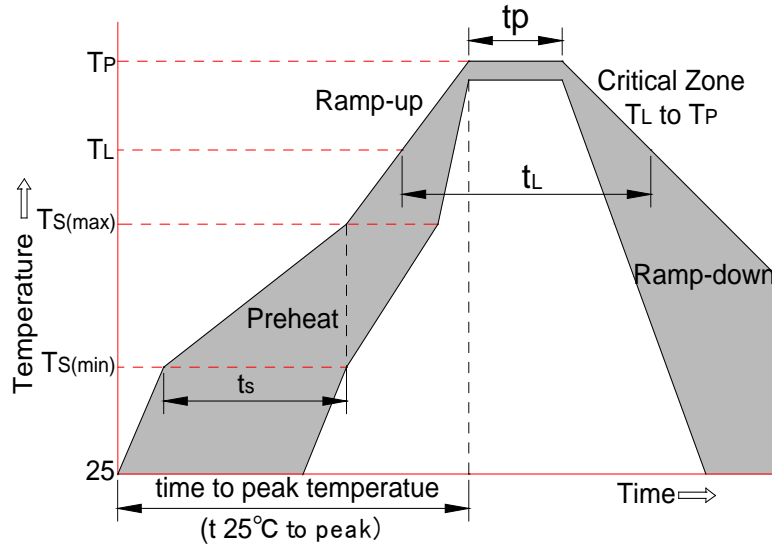


Fig.6 Clamping Voltage at IEC61000-4-2
-8kV Pulse Waveform

9. Package Outline Dimensions
DFN1006 Package Outline


Symbol	Dimensions In Millimeters		Dimensions In Inches	
	Min	Max	Min	Max
A	0.350	0.450	0.014	0.018
D	0.550	0.650	0.022	0.026
E	0.950	1.050	0.037	0.041
D1	0.420	0.520	0.017	0.020
E1	0.550	0.650	0.022	0.026
L	0.270	0.370	0.011	0.015
L1	0.000	0.100	0.000	0.004

10. Soldering Parameters


Reflow Condition		Pb-Free Assembly
Pre-heat	-Temperature Min ($T_{s(min)}$)	+150°C
	-Temperature Max($T_{s(max)}$)	+200°C
	-Time (Min to Max) (t_s)	60-180 secs.
Average ramp up rate (Liquid us Temp (T_L) to peak)		3°C/sec. Max
$T_{s(max)}$ to T_L - Ramp-up Rate		3°C/sec. Max
Reflow	-Temperature(T_L)(Liquid us)	+217°C
	-Temperature(t_L)	60-150 secs.
Peak Temp (T_p)		+260(+0/-5)°C
Time within 5°C of actual Peak Temp (t_p)		30 secs. Max
Ramp-down Rate		6°C/sec. Max
xTime 25°C to Peak Temp (T_p)		8 min. Max
Do not exceed		+260°C

X-ON Electronics

Largest Supplier of Electrical and Electronic Components

Click to view similar products for [ESD Suppressors / TVS Diodes](#) category:

Click to view products by [SLKORMICRO](#) manufacturer:

Other Similar products are found below :

[60KS200C](#) [D18V0L1B2LP-7B](#) [D5V0F4U5P5-7](#) [NTE4902](#) [P4KE27CA](#) [P6KE11CA](#) [P6KE39CA-TP](#) [P6KE8.2A](#) [JANTX1N6053A](#)
[SA110CA](#) [SA60CA](#) [SA64CA](#) [SMBJ12CATR](#) [SMBJ33CATR](#) [SMBJ8.0A](#) [ESD101-B1-02ELS E6327](#) [ESD105-B1-02EL E6327](#) [ESD112-B1-02EL E6327](#) [ESD119B1W01005E6327XTSA1](#) [ESD5V0L1B02VH6327XTSA1](#) [ESD7451N2T5G](#) [19180-510](#) [CPDT-5V0USP-HF](#)
[3.0SMCJ33CA-F](#) [3.0SMCJ36A-F](#) [HSPC16701B02TP](#) [JANTX1N6126A](#) [JANTX1N6462](#) [JANTX1N6465](#) [USB50805e3/TR7](#)
[D3V3Q1B2DLP3-7](#) [D55V0M1B2WS-7](#) [DRTR5V0U4SL-7](#) [SCM1293A-04SO](#) [ESD200-B1-CSP0201 E6327](#) [SM12-7](#) [SM1605E3/TR13](#)
[SMLJ45CA-TP](#) [CEN955 W/DATA](#) [82350120560](#) [VESD12A1A-HD1-GS08](#) [CPDUR5V0R-HF](#) [CPDQC5V0U-HF](#) [CPDQC5V0USP-HF](#)
[CPDQC5V0-HF](#) [D1213A-01LP4-7B](#) [ESD101-B1-02EL E6327](#) [824500181](#) [MMAD1108/TR13](#) [5KP100A](#)