

MINT1110A


110W Single Output Series

Medical – Universal Input Power Supply



2 Year Warranty

- 110W Convection Cooled AC-DC Power Supply
- Universal Input 90-264 VAC
- Less than 1.27" Height
- Rugged EMC Compliant Design
- 3" x 5" Package
- Approved to EN/IEC/UL60601-1 for Medical
- **CE** Compliant (LVD, RoHS)



International Safety Standard Approvals



Specifications

All Specifications are typical at nominal input, full load at 25°C unless otherwise stated.

AC Input 100-240VAC +/- 10%, 47-63 Hz single phase.	Turn On Time Less than 2 seconds under all rated load conditions.
Input Current 115VAC: 1.4A.	Hold-up Time 16 ms at 110W, nominal input (120VAC).
Inrush Current The inrush at 264VAC, at a cold start, will not exceed 40A.	Overvoltage Protection See chart for levels, latching type
Input Fuses F1, F2: 2.5A, 250VAC fuses provided on all models.	Overload Protection Hiccup Mode
Power Factor Complies with EN61000-3-2.	Short Circuit Protection Hiccup Mode
Efficiency 87% typical.	Overtemperature Protection Provided on all models.
Output Power 90 - 110W continuous.	Medical Safety Standards EN/IEC/UL 60601-1, CSA22.2, No. 601.1
Ripple and Noise 1% pk-pk max., 20MHz BW, differential mode. Measured with noise probe directly across output terminals.	Isolation Input-Output: 4000VAC, Input-Ground: 1500VAC, Output-Ground: 500VDC
Output Voltage See chart.	Earth Leakage Current <130µA at 264Vac, 60Hz.
Minimum Load Not required.	Operating Temperature 0° to 70°C (derate from full rated power above 40°C)
Total Regulation See chart.	Output Power Derating Derate Output Power by 2.5% per °C above 40°C, up to 70°C max.
Transient Response 500µs max., 50% load step, typical.	Storage Temperature -40 to +85°C.
	Relative Humidity 5% to 95%, non-condensing

MINT1110A

110W Single Output Series



Medical – Universal Input Power Supply

2 Year Warranty

Model Number	Volts (V)	Output Current	Output Parameters		OVP Threshold	Initial Setpoint Tolerance
			Ripple & Noise	Total Regulation		
MINT1110A1208K01	12V	7.5A	120mV	±2%	15.0 ± 1V	±1%
MINT1110A1508K01	15V	6.5A	150mV	±2%	18.0 ± 1V	±1%
MINT1110A1808K01	18V	5.8A	180mV	±2%	23.0 ± 1V	±1%
MINT1110A2408K01	24V	4.6A	240mV	±2%	28.0 ± 1V	±1%

Specifications (continued)

Vibration

Operating: 0.003 g²/Hz, 1.5 g_{rms} overall, 3 axes, 10 min. / axis
Non-Operating: 0.026 g²/Hz, 5.0 g_{rms} overall, 3 axes, 1 hr. / axis

Enclosure Dimensions

See outline drawing.

Weight

372 grams

Shock

Operating: Half-sine, 20 g_{pk}, 10 ms, 3 axes, 6 shocks total
Non-Operating: Half-sine, 40 g_{pk}, 10 ms, 3 axes, 6 shocks total

Operating Altitude

-500 to 10,000 ft.

Non-operating Altitude

-500 to 40,000 ft.

EMI/EMC Compliance

Conducted Emissions	EN55011 Class B, FCC Part 15, Class B.
Static Discharge Immunity	EN61000-4-2, 6kV Contact Discharge, 8kV air discharge
Radiated RF Immunity	EN61000-4-3, 10V/m.
EFT/Burst Immunity	EN61000-4-4, 2kV/5kHz..
Line Surge Immunity	EN61000-4-5, 1kV differential, 2kV common-mode
Conducted RF Immunity	EN61000-4-6, 3Vrms
Power Frequency Magnetic Field Immunity	EN61000-4-8, 3A/m
Voltage Dip Immunity	EN61000-4-11 240VAC, 0%/0.5 cycle, 40%/5cycles, 70%/25 cycles
Line Frequency Harmonics	EN61000-3-2, Class A

Model Number Key

MINT 1 110 A 12 08 K 01

01 = Standard Configuration. 02 and higher indicate modified model.

Input Connector

Output Connector

Output Voltage

Model Configuration

Output Power (Watts)

of Outputs

Product Family: "M" = Medical, "I" = Internal, "NT" = New Technology

MINT1110A

110W Single Output Series

Medical – Universal Input Power Supply



2 Year Warranty

Outline Drawing

INPUT CONNECTOR:

J1 LANDWIN 3361P03E3TSN02

- PIN 1) AC LINE
- PIN 2) AC NEUTRAL

OUTPUT CONNECTOR:

J2 LANDWIN P/N 3361P08E3T

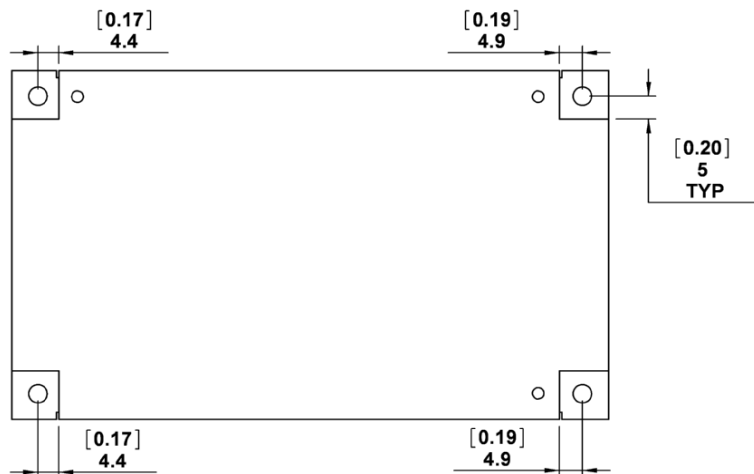
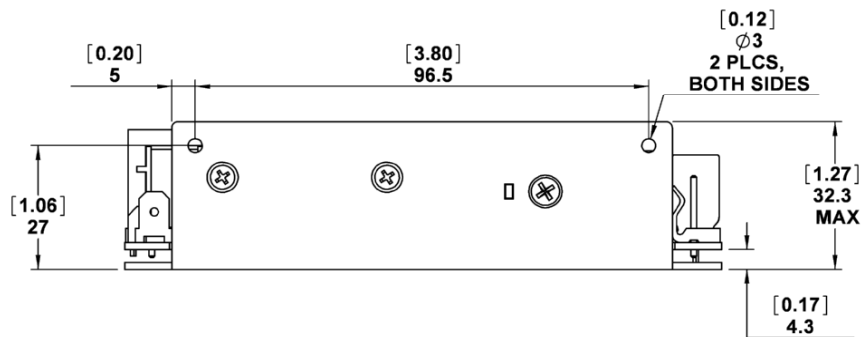
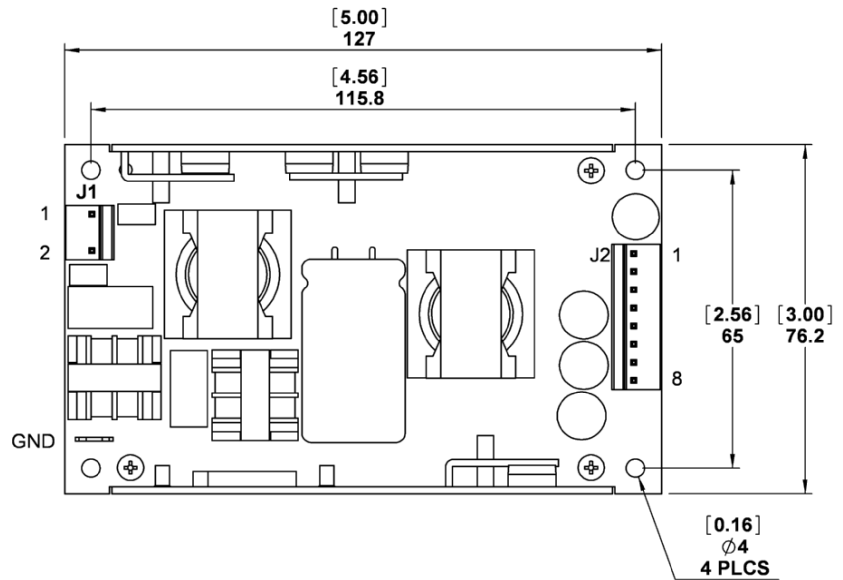
- PIN 1) +Vout
- PIN 2) +Vout
- PIN 3) +Vout
- PIN 4) +Vout
- PIN 5) -Vout
- PIN 6) -Vout
- PIN 7) -Vout
- PIN 8) -Vout

MATING CONNECTORS:

- P1 AMP P/N MTA-156-3P
- P2 AMP P/N MTA-156-8P

GROUND CONNECTION

0.250" FASTON TAB



Data Sheet © 2010 SL Power Electronics Corp. The information and specifications contained herein are believed to be correct at the time of publication. However, SL Power accepts no responsibility for consequences arising from reproduction errors or inaccuracies. Specifications are subject to change without notice. Rev. 5/24/2010

X-ON Electronics

Largest Supplier of Electrical and Electronic Components

Click to view similar products for [Switching Power Supplies](#) category:

Click to view products by [SL Power](#) manufacturer:

Other Similar products are found below :

[70841011](#) [73-551-0005](#) [73-551-0048](#) [PS3E-B12F](#) [PS3E-E12F](#) [AAD600S-4-OP](#) [R22095](#) [KD0204](#) [9021](#) [LDIN100150](#) [LPM000-BBAR-01](#)
[LPX17S-C](#) [EVS57-10R6/R](#) [FP80](#) [FRV7000G](#) [22929](#) [PS3E-F12F](#) [CQM1IA121](#) [40370121900](#) [VI-PU22-EXX](#) [40370121910](#) [LDIN5075](#)
[LPM615-CHAS](#) [LPX140-C](#) [09-160CFG](#) [70841025](#) [VPX3000-CBL-DC](#) [VI-LUL-IU](#) [LPM000-BBAR-05](#) [LPM000-BBAR-08](#) [LPM124-](#)
[OUTA1-48](#) [LPM000-BBAR-07](#) [LPM109-OUTA1-10](#) [LPM616-CHAS](#) [08-30466-1055G](#) [08-30466-2175G](#) [08-30466-2125G](#) [DMB-EWG](#)
[TVQF-1219-18S](#) [6504-226-2101](#) [CQM1IPS01](#) [SP-300-5](#) [CQM1-IPS02](#) [VI-MUL-ES](#) [22829](#) [08-30466-0065G](#) [VI-RU031-EWWX](#) [08-30466-](#)
[0028G](#) [EP3000AC48INZ](#) [VP-C2104853](#)